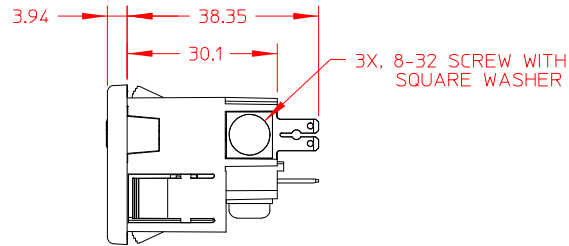
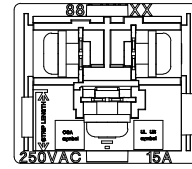


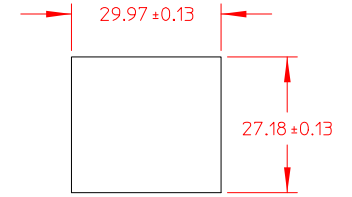
88241100 & 88242100  
QUICK DISCONNECT CONTACTS



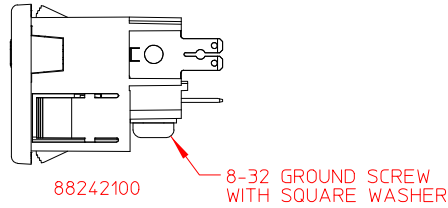
88241100



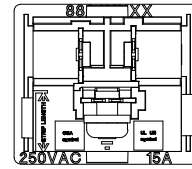
88241100



PANEL CUTOUT

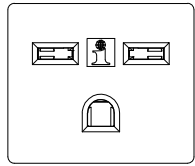


88242100

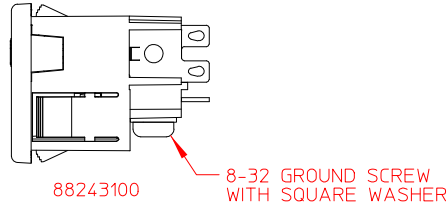


88242100

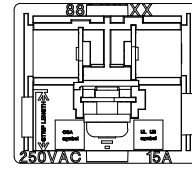
NOTES:  
1. PANEL THICKNESS RANGE .81mm TO 2.0mm (.032" TO .079"). THIS INCLUDES ANY FINISH, SUCH AS POWDER COAT.



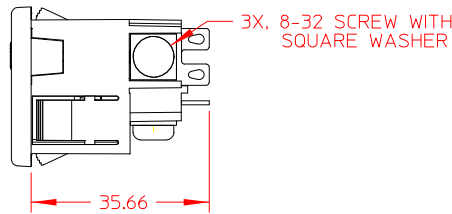
88243100 & 88244100  
SOLDER TAB CONTACTS



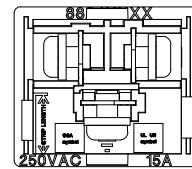
88243100



88243100



88244100



88244100

THIS DOCUMENT AND ITS CONTENTS ARE THE PROPRIETARY, CONFIDENTIAL PROPERTY OF INTERPOWER CORPORATION. NO USE OR COPIES MAY BE MADE WITHOUT WRITTEN PERMISSION FROM INTERPOWER.

REV	DATE	DESCRIPTION	DATE	BY
1	7	INITIAL RELEASE		
2D	3D	CHANGE DESCRIPTION		
REV				

DIMENSIONS IN: MM	TITLE	NEMA 6-15 SNAP-IN ASSEMBLIES	
DRAFT BY: BEM DATE: 8-25-15	PART NUMBER:	88241100, 88242100 88243100, 88244100	
DRAFTING APPROVAL: SRK DATE: 8-25-15	DO NOT SCALE	INTERPOWER CORPORATION	
MATERIAL:	SHEET 1 OF 1		