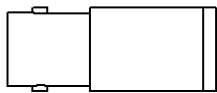
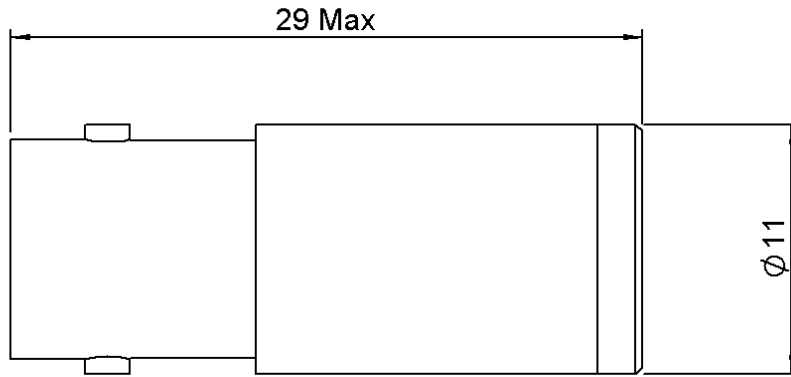


BNC FEMALE COAXIAL TERMINATION

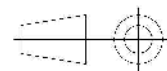
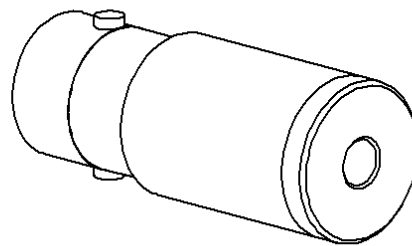
R404.112.000

4 GHZ 1W 50 OHMS

Series : **TERMINATION**



Scale 1:1



All dimensions are in mm.

COMPONENTS	MATERIALS	PLATING(µm)
BODY	BRASS	NICKEL 2
CENTER CONTACT	BERYLLIUM COPPER	GOLD 0.5 OVER NICKEL 2
OUTER CONTACT		
INSULATOR	PTFE	
GASKET	SILICONE	
SUBSTRATE	ALUMINA	
RESISTOR	THICK FILM	
OTHERS PARTS		

Issue : 0843 A

In the effort to improve our products, we reserve the right to make changes judged to be necessary.



BNC FEMALE COAXIAL TERMINATION

R404.112.000

4 GHZ 1W 50 OHMS

Series : **TERMINATION**

ELECTRICAL CHARACTERISTICS

Frequency (GHz)	DC - 1	1 - 4
V.S.W.R (≤)	1.08	1.20

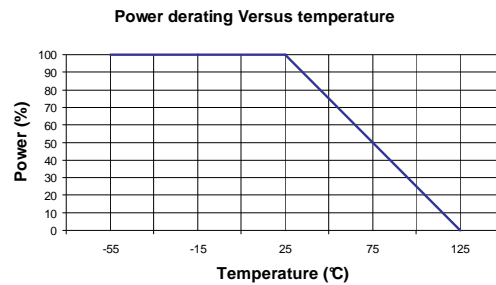
Operating Frequency Range	DC - 4	GHz
Impedance	50	Ω
DC Resistance	50	Ω ± 5%
Peak power at 25°C (1μs, 1%)	100	W
Average power at 25°C	1	W (Free Air Cooled)
		W (Conduction Cooled)

MECHANICAL CHARACTERISTICS

Connectors	BNC	Female	MIL C39012
Weight	13,2900 g		

ENVIRONMENTAL CHARACTERISTICS

Operating temperature range	-55 /+125 °C
Storage temperature range	-55 /+125 °C



SPECIFICATION

OTHER CHARACTERISTICS

Issue : 0843 A

In the effort to improve our products, we reserve the right to make changes judged to be necessary.

