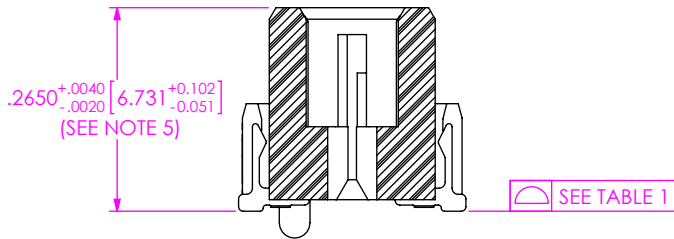
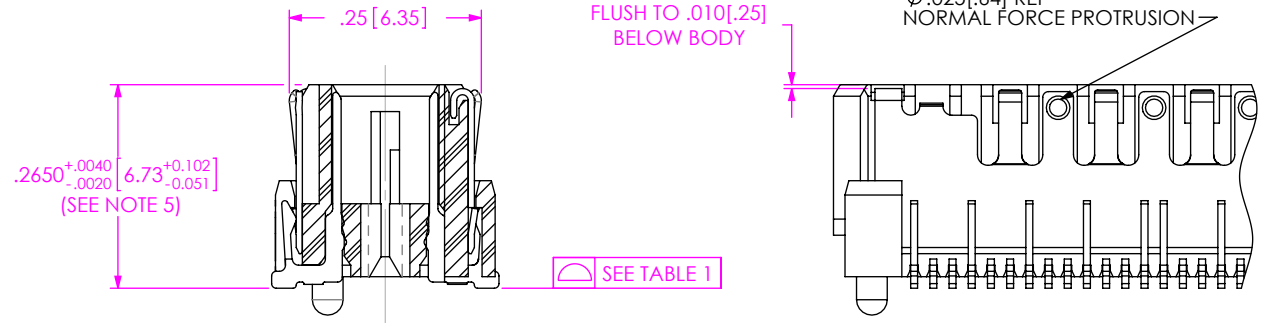


IN-PROCESS 1



IN-PROCESS 2



TERMINAL DETAILS

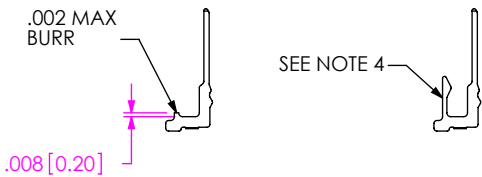


FIG 3

-GP: GUIDE POST OPTION
(QMSS-032-06.75-X-D-DP-A-GP SHOWN)

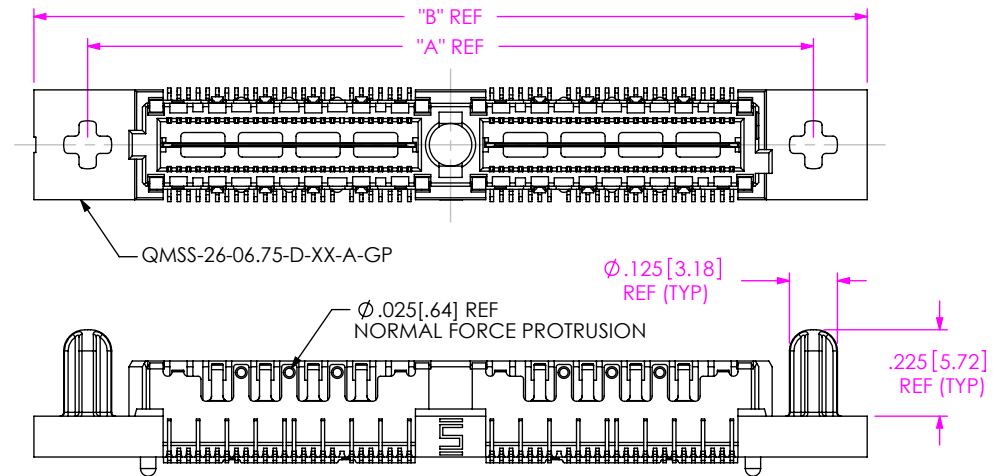


FIG 2

-K: POLYIMIDE FILM
(USE K-DOT .217-.313-.005, NOT APPROVED FOR VISION INTEGRATED KAPTON APPLICATION)
(QMSS-032-06.75-X-D-DP-A-K SHOWN)

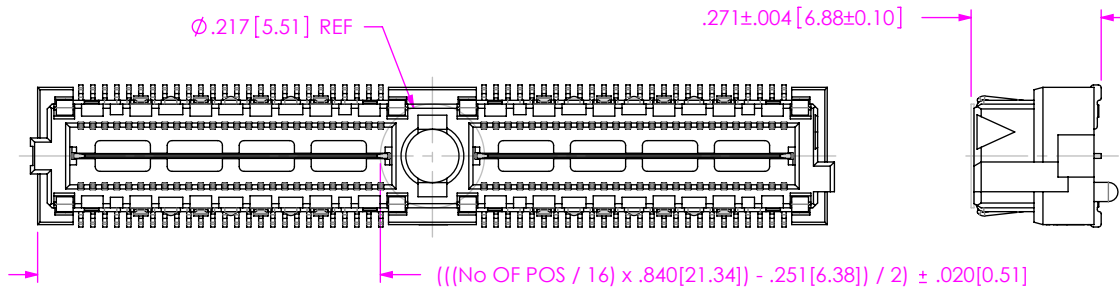


TABLE 2

ASSEMBLY	"A"	"B"
QMSS-016-06.75-X-D-GP	1.050[26.67]	1.330[33.78]
QMSS-032-06.75-X-D-GP	1.890[48.00]	2.170[55.12]
QMSS-048-06.75-X-D-GP	2.730[69.34]	3.010[76.45]
QMSS-064-06.75-X-D-GP	3.570[90.68]	3.850[97.79]
QMSS-080-06.75-X-D-GP	4.410[112.01]	4.690[119.13]

PROPRIETARY NOTE

THIS DOCUMENT CONTAINS CONFIDENTIAL AND PROPRIETARY INFORMATION AND ALL DESIGN, MANUFACTURING, REPRODUCTION, USE, PATENT RIGHTS AND SALES RIGHTS ARE EXPRESSLY RESERVED BY SAMTEC, INC. THIS DOCUMENT SHALL NOT BE DISCLOSED, IN WHOLE OR PART, TO ANY UNAUTHORIZED PERSON OR ENTITY NOR REPRODUCED, TRANSFERRED OR INCORPORATED IN ANY OTHER PROJECT IN ANY MANNER WITHOUT THE EXPRESS WRITTEN CONSENT OF SAMTEC, INC.

DO NOT SCALE DRAWING

SHEET SCALE: 2.5:1

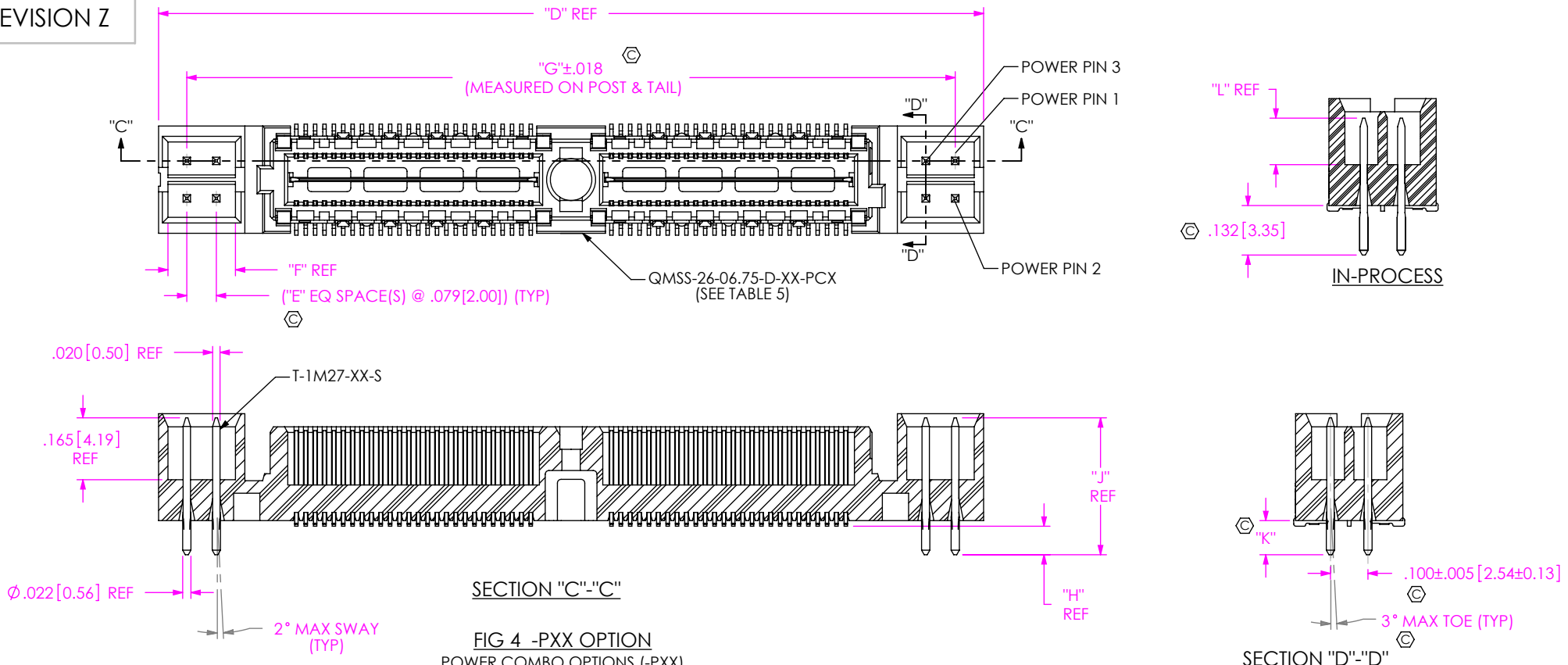


520 PARK EAST BLVD, NEW ALBANY, IN 47150
PHONE: 812-944-6733 FAX: 812-948-5047
e-Mail: info@SAMTEC.com code: 55322

DESCRIPTION:
.635mm DIFFERENTIAL PAIRS SHIELDED TERMINAL STRIP

DWG. NO.
QMSS-XXX-XX.XX-X-D-DP-X-XXX-X-XX

BY: BRATCHER 08/12/03 SHEET 2 OF 3



SECTION "C"- "C"

SECTION "D"- "D"

FIG 4 -PXX OPTION
 POWER COMBO OPTIONS (-PXX)
 QMSS-032-06.75-X-D-DP-PC4 SHOWN
 (SAME AS FIG 1, UNLESS OTHERWISE STATED)
 [NOT AVAILABLE WITH -GP, -A, OR -K OPTION]
 [AVAILABLE ON -016, -032 & -048 POSITIONS ONLY]

TABLE 5

ASSEMBLY	BODY	"D"	"E"	"F"	"G"
QMSS-016-06.75-X-DP-X-PX4	QMSS-26-06.75-D-01-PC4	1.360[34.54]	1	.180[4.57]	1.209[30.71]
QMSS-016-06.75-X-DP-X-PX8	QMSS-26-06.75-D-01-PC8	1.675[42.55]	3	.337[8.56]	1.524[38.71]
QMSS-032-06.75-X-DP-X-PX4	QMSS-26-06.75-D-02-PC4	2.200[55.88]	1	.180[4.57]	2.049[52.04]
QMSS-032-06.75-X-DP-X-PX8	QMSS-26-06.75-D-02-PC8	2.515[63.88]	3	.337[8.56]	2.364[60.05]
QMSS-048-06.75-X-DP-X-PX4	QMSS-26-06.75-D-03-PC4	3.040[77.22]	1	.180[4.57]	2.889[73.38]
QMSS-048-06.75-X-DP-X-PX8	QMSS-26-06.75-D-03-PC8	3.355[85.22]	3	.337[8.56]	3.204[81.38]

TABLE 6

POWER OPTION	TERMINAL	"H"	"J"	"K"	"L"
PC4 / PC8	T-1M27-01-S	.071[1.80]	.365[9.27]	.086[2.18]	.124[3.15]
PT4 / PT8	T-1M27-03-S	.110[2.79]	.400[10.16]	.125[3.18]	.159[4.04]

PROPRIETARY NOTE
 THIS DOCUMENT CONTAINS CONFIDENTIAL AND PROPRIETARY INFORMATION AND ALL DESIGN, MANUFACTURING, REPRODUCTION, USE, PATENT RIGHTS AND SALES RIGHTS ARE EXPRESSLY RESERVED BY SAMTEC, INC. THIS DOCUMENT SHALL NOT BE DISCLOSED, IN WHOLE OR PART, TO ANY UNAUTHORIZED PERSON OR ENTITY NOR REPRODUCED, TRANSFERRED OR INCORPORATED IN ANY OTHER PROJECT IN ANY MANNER WITHOUT THE EXPRESS WRITTEN CONSENT OF SAMTEC, INC.

DO NOT SCALE DRAWING
 SHEET SCALE: 2.5:1



520 PARK EAST BLVD. NEW ALBANY, IN 47150
 PHONE: 812-944-6733 FAX: 812-948-5047
 e-Mail: info@SAMTEC.com code: 55322

DESCRIPTION:
 .635mm DIFFERENTIAL PAIRS SHIELDED TERMINAL STRIP
 DWG. NO.
 QMSS-XXX-XX.XX-X-D-DP-X-XXX-X-XX
 BY: BRATCHER 08/12/03 SHEET 3 OF 3