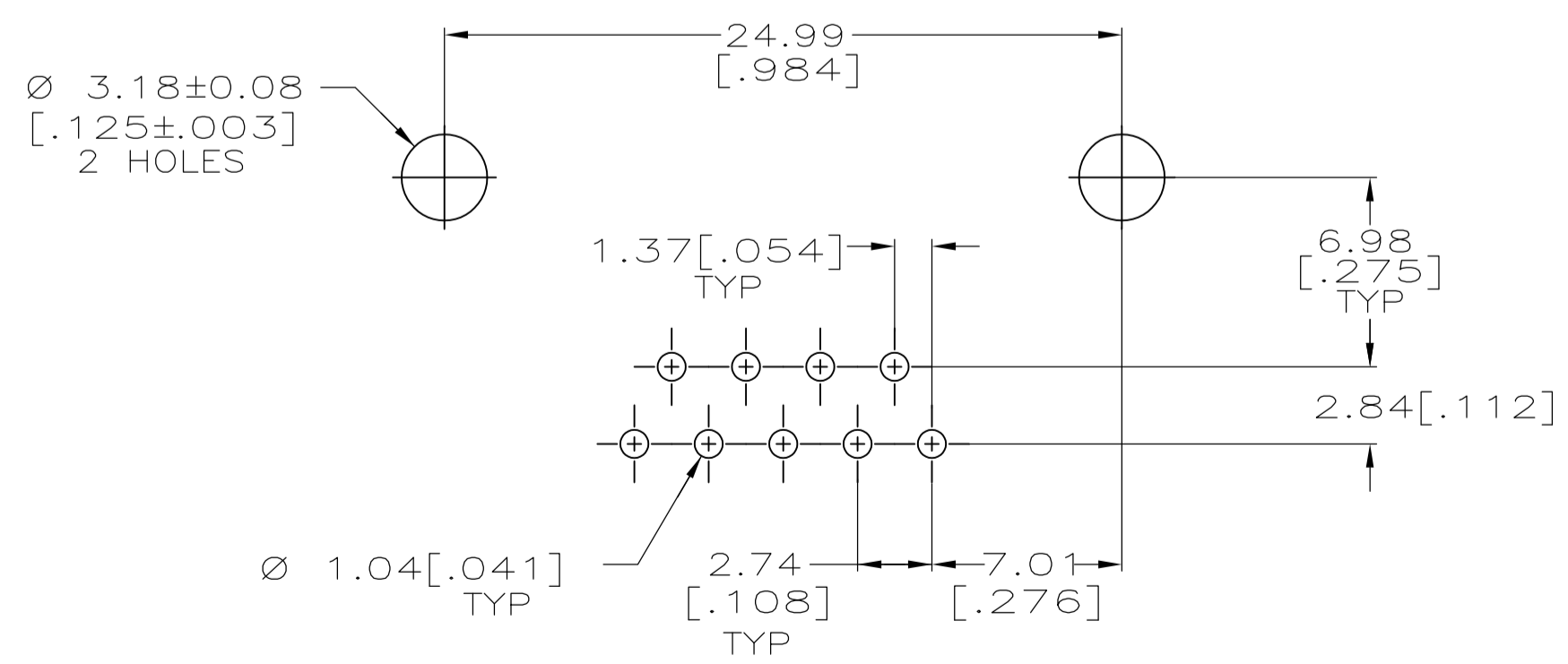
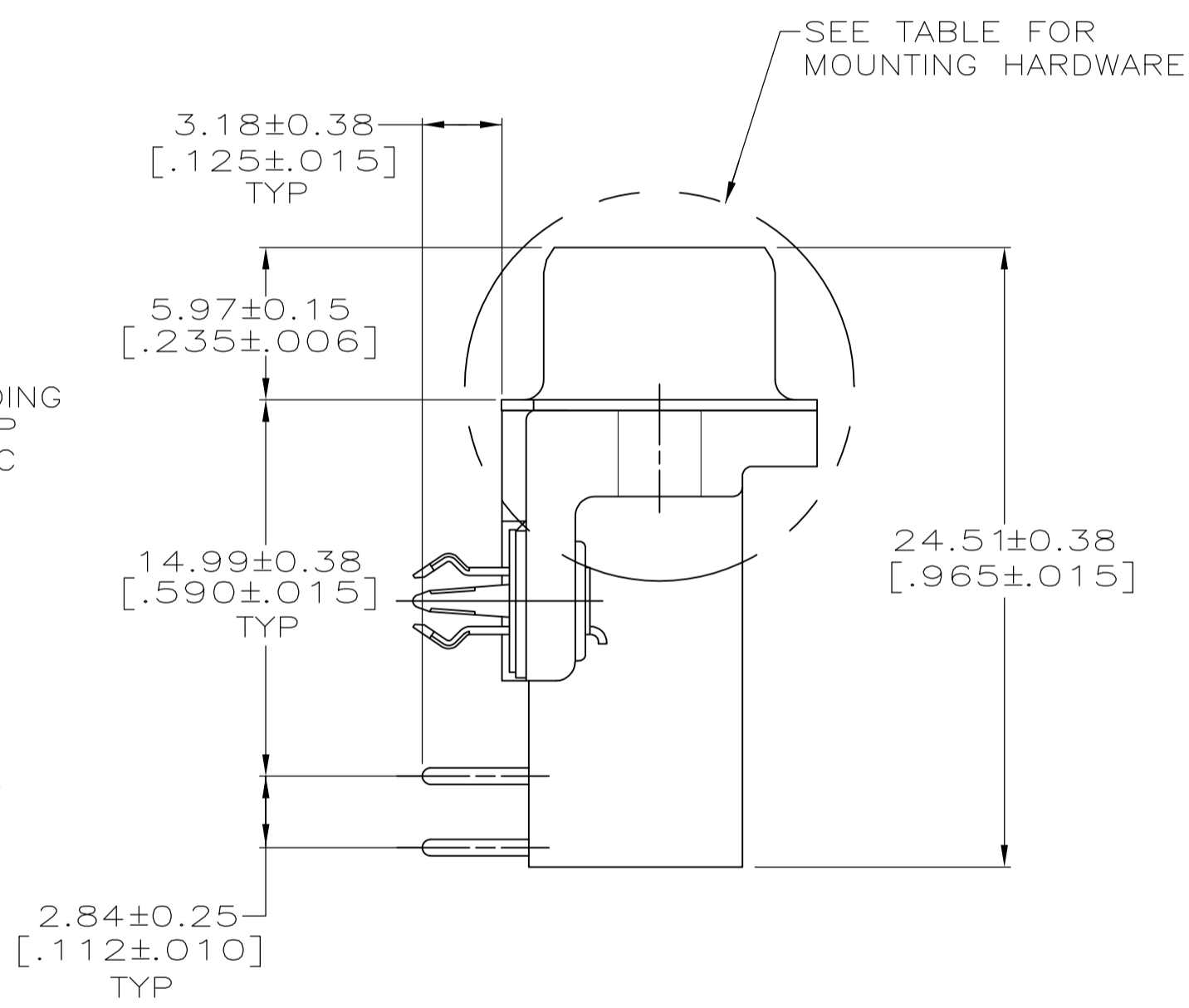
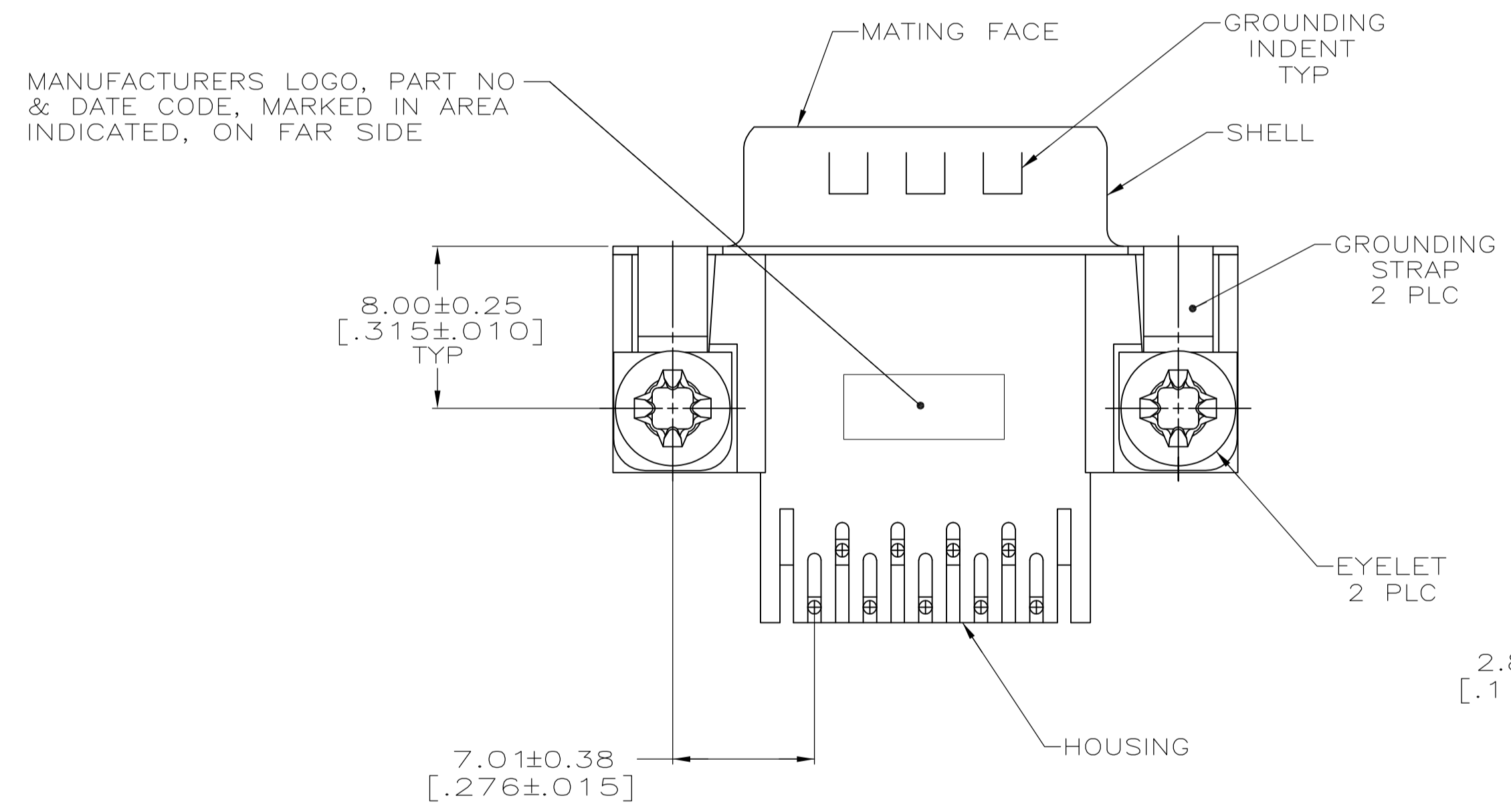
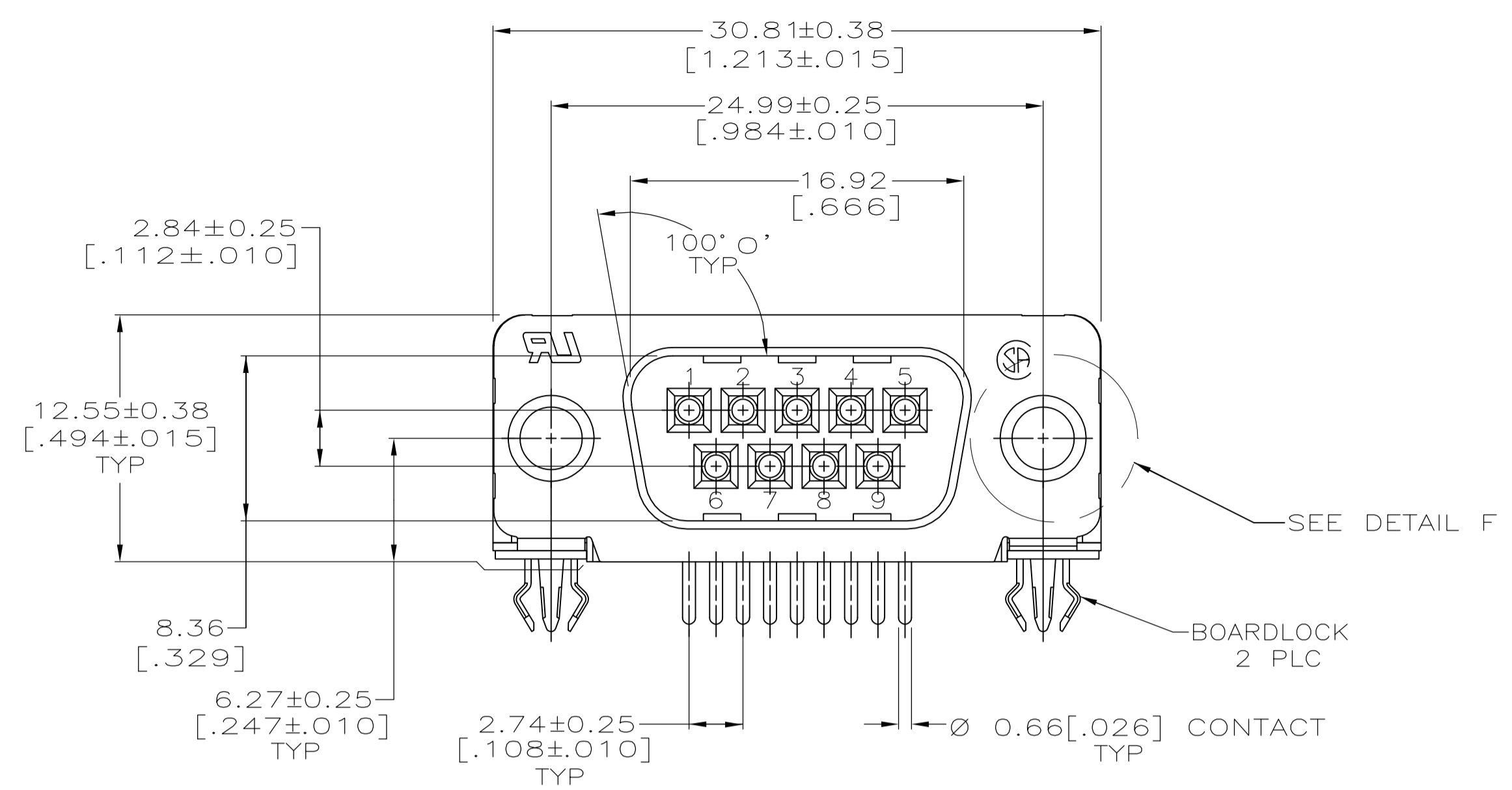


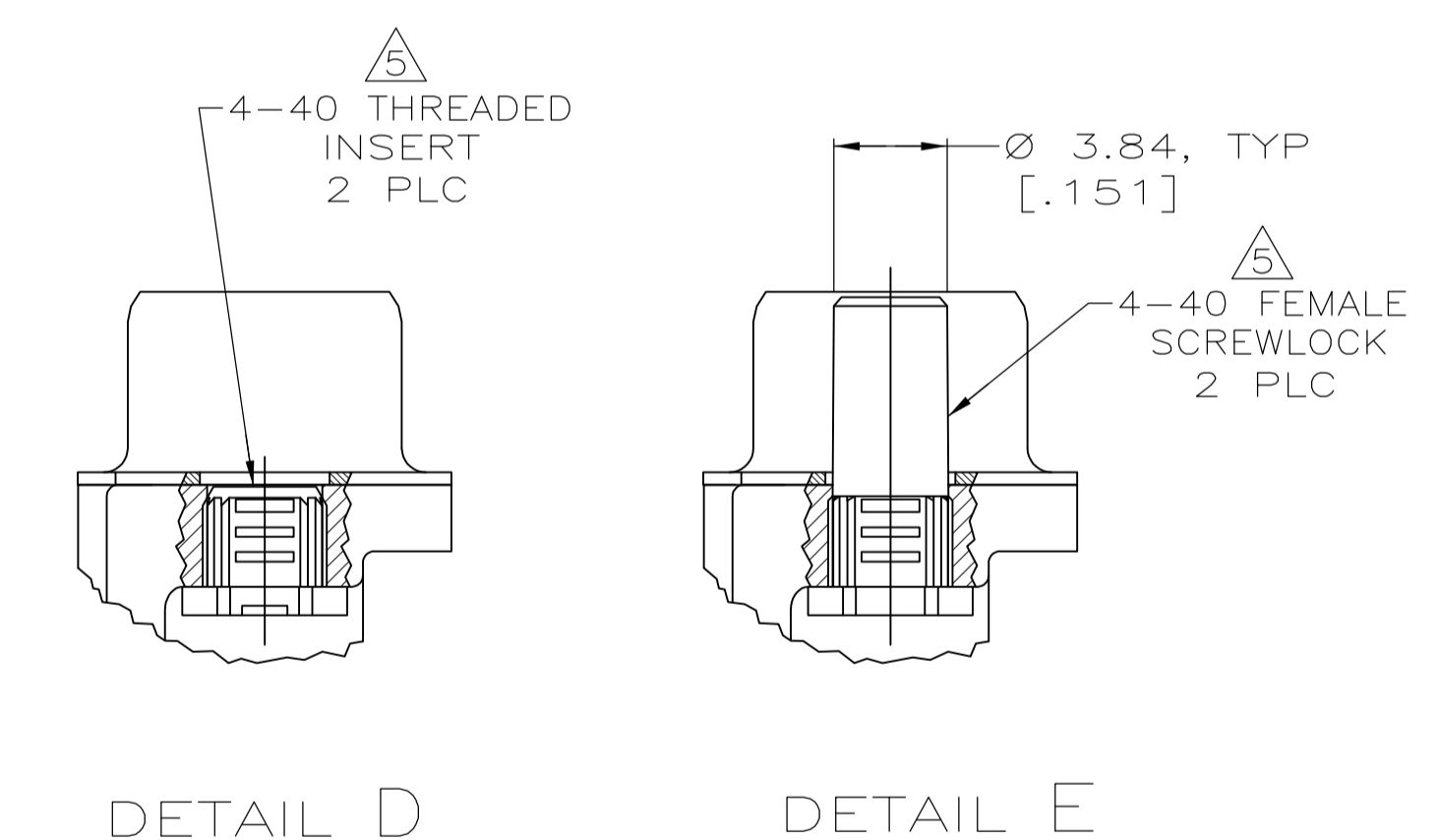
FOR -6 ONLY

DETAIL F
2 PLC



P.C. BOARD MOUNTING DIMENSIONS
P.C. BOARD THICKNESS: 1.57 [.062]

- 1 HOUSING: NYLON OR POLYESTER, FLAME RETARDANT, UL 94V-0 RATED, GLASS FILLED, BLACK.
CONTACTS: BRASS.
SHELL: CARBON STEEL.
EYELETS: BRASS.
BOARDLOCKS: COPPER ALLOY.
SCREWLOCKS: ZINC.
INSERTS: ZINC.
- 2 CONTACTS: SEE TABLE
SHELL: 2.54µm [.000100] MIN TIN OVER 1.27µm [.000050] MIN COPPER.
EYELETS: 5.08µm [.000200] MIN TIN OVER COPPER FLASH.
BOARDLOCKS: 5.08µm [.000200] MIN TIN OVER 1.27µm [.000050] MIN NICKEL.
SCREWLOCKS: CLEAR CHROMATE.
INSERTS: CLEAR CHROMATE.
- 3 GOLD FLASH ON THE MATING SURFACES, 2.54µm [.000100] MIN TIN PLATE ON THE SOLDER END, 1.27µm [.000050] MIN NICKEL UNDERPLATE ON THE ENTIRE CONTACT.
- 4 0.76µm [.000030] MIN GOLD PLATE ON THE MATING SURFACES, 2.54µm [.000100] MIN TIN PLATE ON THE SOLDER END, 1.27µm [.000050] MIN NICKEL UNDERPLATE ON THE ENTIRE CONTACT
-OR-
GOLD FLASH OVER PALLADIUM-NICKEL PLATE, 0.76µm [.000030] MIN TOTAL ON THE MATING SURFACES, 2.54µm [.000100] MIN TIN PLATE ON THE SOLDER END, 1.27µm [.000050] MIN NICKEL UNDERPLATE ON THE ENTIRE CONTACT.
- 5 SCREWLOCKS & INSERTS WILL WITHSTAND 4 IN LBS TORQUE & 20 LBS PULL OUT FORCE FROM MATING FACE SIDE.
- 6 OBSOLETE PARTS: OBSOLETE CIS STREAMLINING PER D.RENAUD/D.SINISI



SEE DETAIL E	4	5747832-6
SEE DETAIL D	4	5747832-4
SEE DETAIL D	3	5747832-3
MOUNTING HARDWARE		PART NUMBER
CONTACT FINISH		

THIS DRAWING IS A CONTROLLED DOCUMENT. DIMENSIONING AND TOLERANCING PER ASME Y14.5M-2009		DIN G. ATTADIA - 04-08-05	04-08-05	DOCKS	
DIMENSIONS: mm [INCHES]		CHK S. BOLASH	04-08-05	APVD M. WALMSLEY	
TOLERANCES UNLESS OTHERWISE SPECIFIED:		NAME			
0 PLC ± -	1 PLC ± -	PRODUCT SPEC			
2 PLC ± 0.13 [.005]	3 PLC ± -	108-40025			
4 PLC ± -	ANGLES ± ± °	APPLICATION SPEC			
MATERIAL	FINISH	SIZE	CAGE CODE	DRAWING NO	RESTRICTED TO
1	2	A1	00779	5747832	-
CUSTOMER DRAWING		SCALE	SHEET	REV	C
		4:1	1 of 1		

COPYRIGHT 2005
TYCO ELECTRONICS CORP
ALL RIGHTS RESERVED