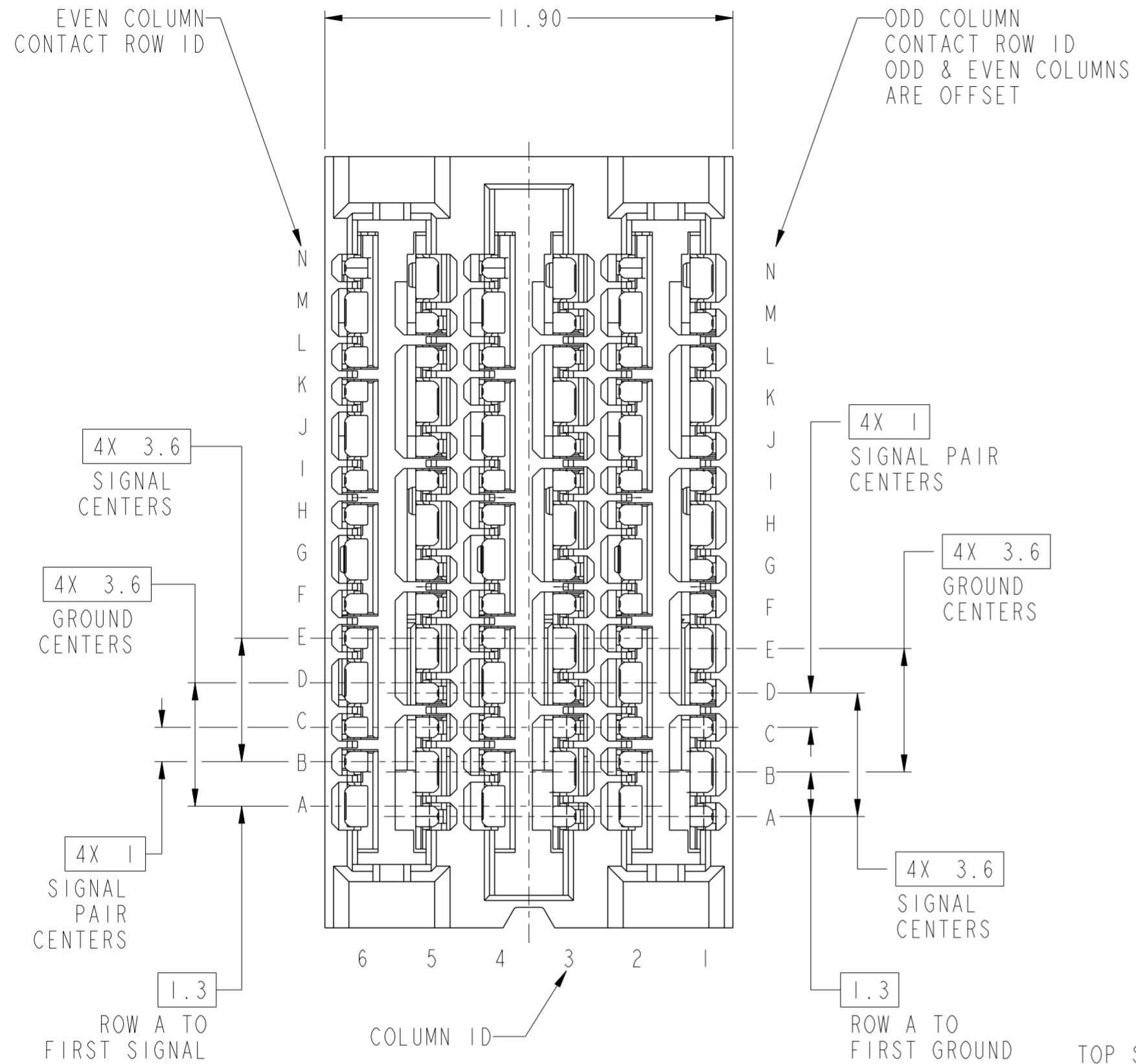
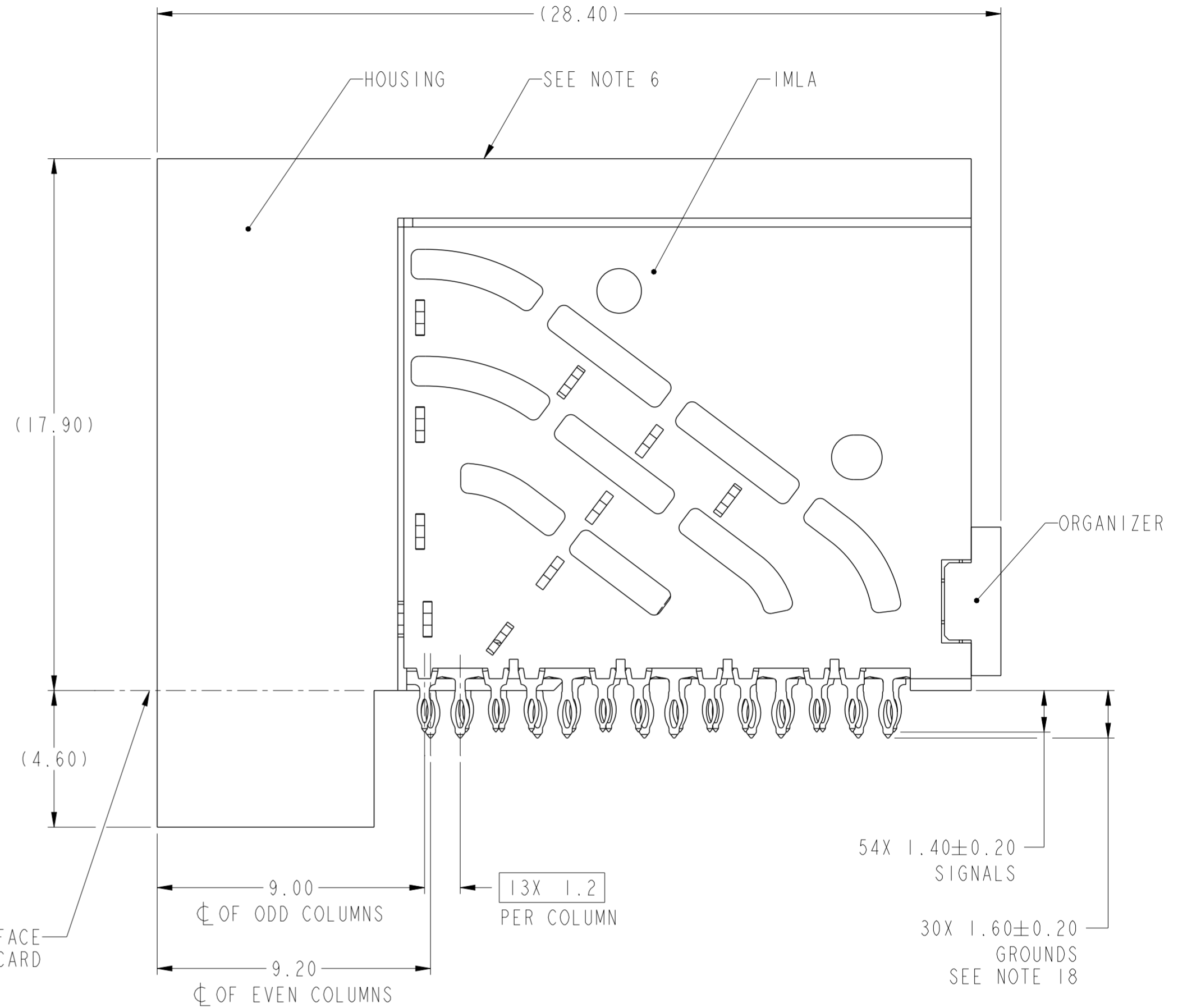


PRODUCT NUMBER
SEE TABLE

EVEN COLUMN
CONTACT ROW ID



ODD COLUMN
CONTACT ROW ID
ODD & EVEN COLUMNS
ARE OFFSET



10125055-101LF
STANDARD MATE RECEPTACLE

Amphenol
FCi

© 2016 AFci

spec ref	SEE NOTES	dr	N Eppley	2013/04/23	projection	MM	size	A2	scale	7:1											
tolerance std	TOLERANCES UNLESS OTHERWISE SPECIFIED	eng	Peng-Bing Fu	2017/11/08			ecn no	ELX-DG-2821-1	rel level	Released											
ASME Y14.5M		chr	Justin Chen	2017/11/29			product family	ExaMax													
		appr	Heaven Cen	2017/11/30			dwg no	10125055		rev	B										
surface	<table border="1"> <tr> <td>linear</td> <td>0.X</td> <td>±.3</td> </tr> <tr> <td></td> <td>0.XX</td> <td>±.10</td> </tr> <tr> <td></td> <td>0.XXX</td> <td>±.050</td> </tr> <tr> <td>angular</td> <td>0°</td> <td>±°</td> </tr> </table>	linear	0.X	±.3		0.XX	±.10		0.XXX	±.050	angular	0°	±°			ExaMAX R.A. RECEPTACLE ASS'Y, 4 PR, 84 POS, 6 IMLA, 12MM		cat. no.	10125055-101LF	Product - Customer Drw	sheet 1 of 10
linear	0.X	±.3																			
	0.XX	±.10																			
	0.XXX	±.050																			
angular	0°	±°																			

PDS: Rev :B

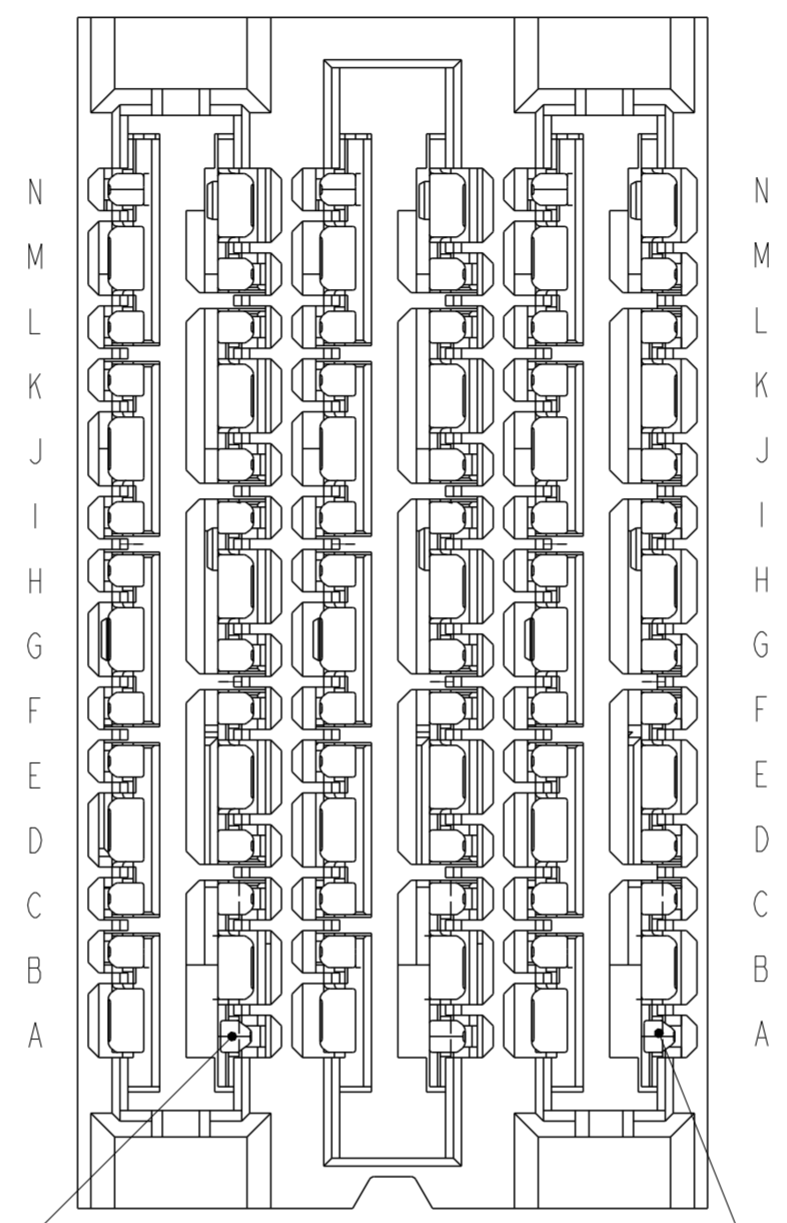
STATUS:Released

Printed: Nov 30, 2017

1 2 3 4 5 6 7 8

A
B
C
D
E
F

A
B
C
D
E
F



ADVANCED MATE POSITION A5
SEE NOTE 13

ADVANCED MATE POSITION A1
SEE NOTE 13

10125055-201LF
ADVANCED MATE RECEPTACLE
 ADVANCED MATE POSITIONS ARE POSITIONS A1 AND A5 ONLY
 FOR ALL DIMENSIONS SEE 10125055-101LF ON SHEET 1

**Amphenol
FCi**

© 2016 AFci

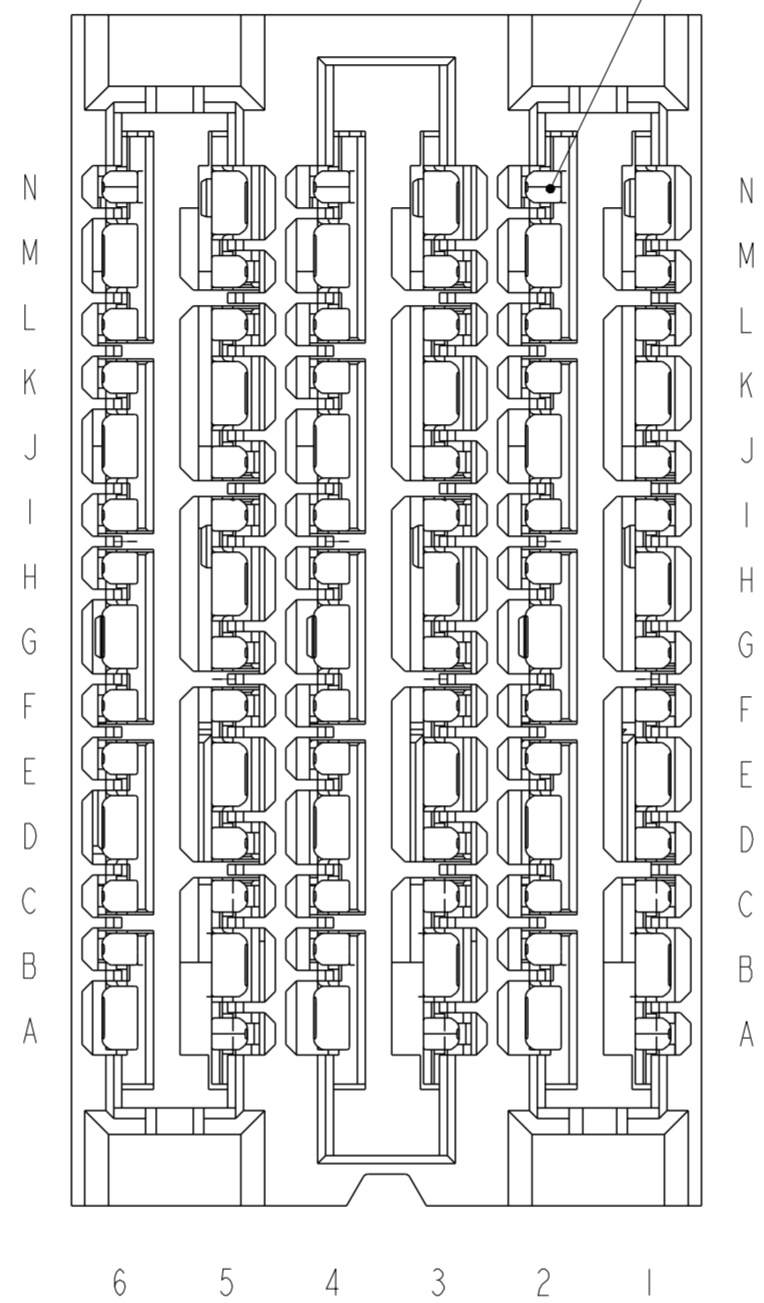
spec ref	SEE NOTES	dr	N Eppley	2013/04/23	projection	MM	size	A2	scale	7:1										
tolerance std	TOLERANCES UNLESS OTHERWISE SPECIFIED	eng	Peng-Bing Fu	2017/11/08			ecn no	ELX-DG-2821-1												
ASME Y14.5M		chr	Justin Chen	2017/11/29			rel level	Released												
surface	<table border="1"> <tr> <td rowspan="3">-</td> <td rowspan="3">linear</td> <td>0.X</td> <td>±.3</td> </tr> <tr> <td>0.XX</td> <td>±.10</td> </tr> <tr> <td>0.XXX</td> <td>±.050</td> </tr> <tr> <td></td> <td>angular</td> <td>0°</td> <td>±°</td> </tr> </table>	-	linear	0.X	±.3	0.XX	±.10	0.XXX	±.050		angular	0°	±°	product family	ExaMax		rel level	Released		
-	linear			0.X	±.3															
				0.XX	±.10															
		0.XXX	±.050																	
	angular	0°	±°																	
		appr	Heaven Cen	2017/11/30	title	ExaMAX R.A. RECEPTACLE		cat. no.	10125055-101LF	Product - Customer Drw	sheet 2 of 10									
					Amphenol FCi	title	ASS'Y, 4 PR, 84 POS, 6 IMLA, 12MM		cat. no.	10125055	rev	B								

1 2 3 4 5 6 7 8

A
B
C
D
E
F

A
B
C
D
E
F

SHORT DETECT
POSITION N2
SEE NOTE 14

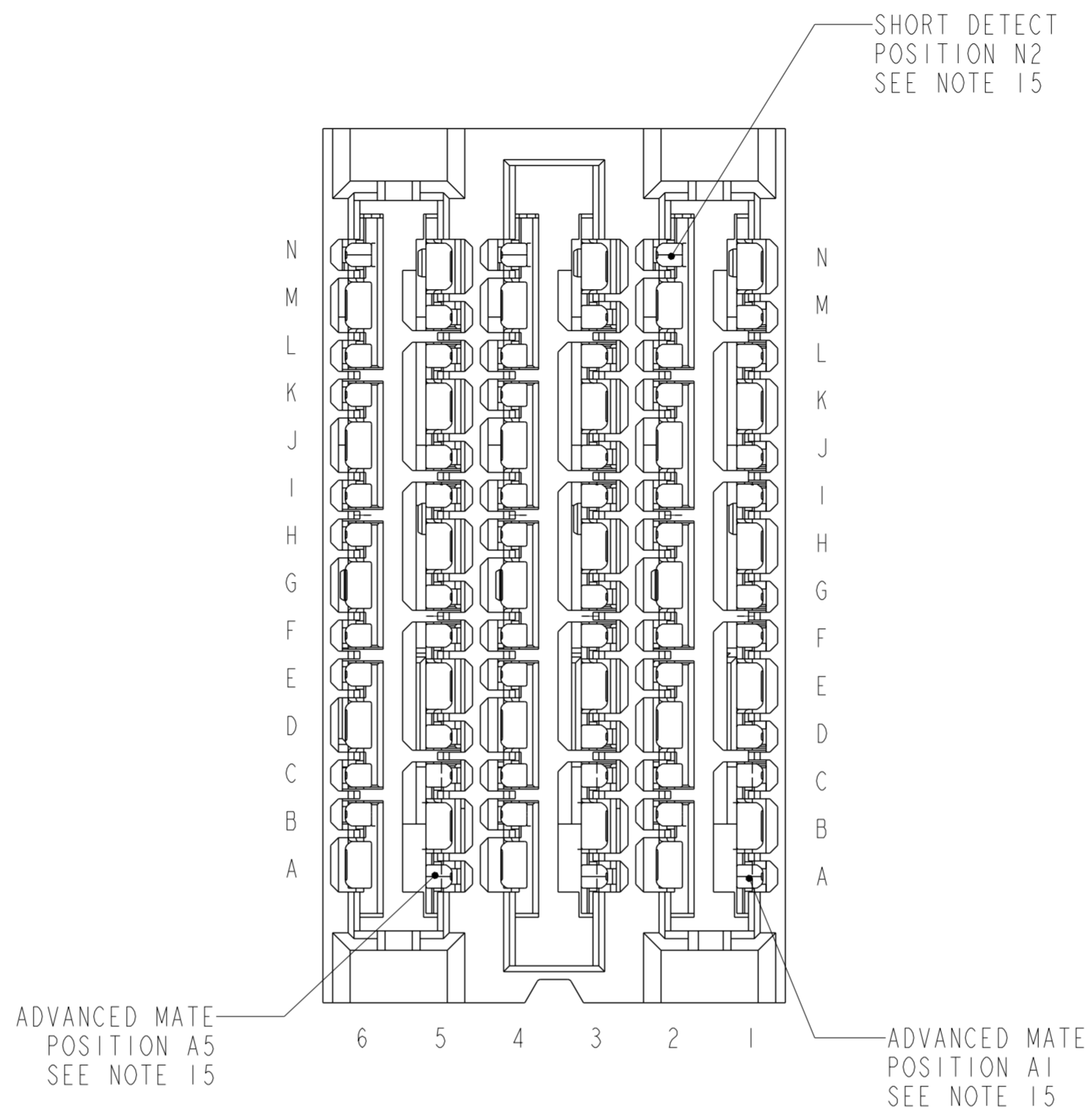


10125055-301LF
SHORT DETECT RECEPTACLE
SHORT DETECT POSITION IS N2
FOR ALL DIMENSIONS SEE 10125055-101LF ON SHEET 1

Amphenol
FCi

© 2016 AFci

spec ref	SEE NOTES	dr	N Eppley	2013/04/23	projection	MM	size	A2	scale	7:1					
tolerance std	TOLERANCES UNLESS OTHERWISE SPECIFIED	eng	Peng-Bing Fu	2017/11/08			ecn no	ELX-DG-2821-1	rel level	Released					
ASME Y14.5M		chr	Justin Chen	2017/11/29							product family	ExaMax			
surface	<table border="1"> <tr> <td rowspan="3">linear</td> <td>0.X</td> <td>±.3</td> </tr> <tr> <td>0.XX</td> <td>±.10</td> </tr> <tr> <td>0.XXX</td> <td>±.050</td> </tr> <tr> <td>angular</td> <td>0°</td> <td>±°</td> </tr> </table>	linear	0.X	±.3	0.XX	±.10	0.XXX	±.050	angular	0°	±°		title ExaMAX R.A. RECEPTACLE ASS'Y, 4 PR, 84 POS, 6 IMLA, 12MM	dwg no 10125055	rev B
linear	0.X		±.3												
	0.XX		±.10												
	0.XXX	±.050													
angular	0°	±°													
		cat. no.	10125055-101LF		Product - Customer Drw		sheet 3 of 10								

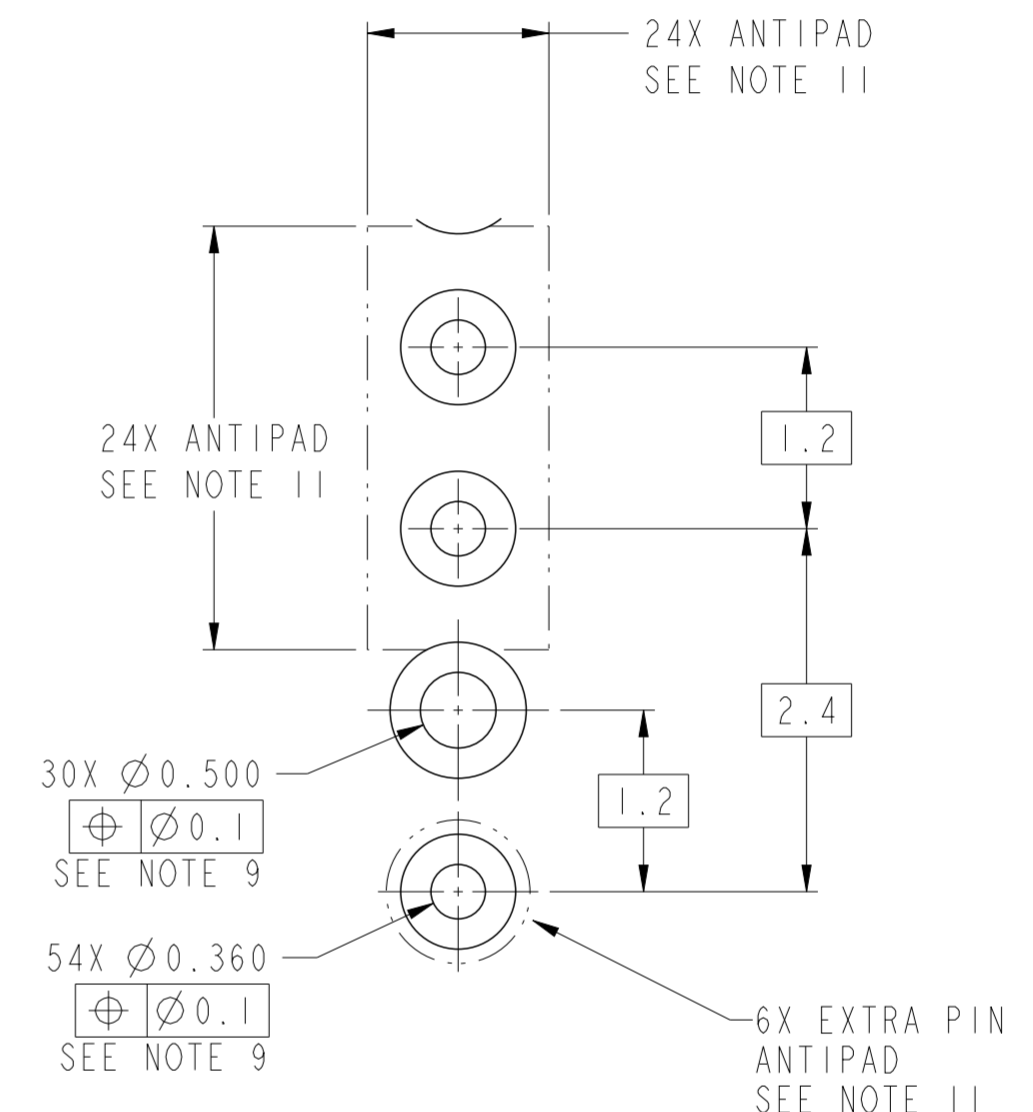
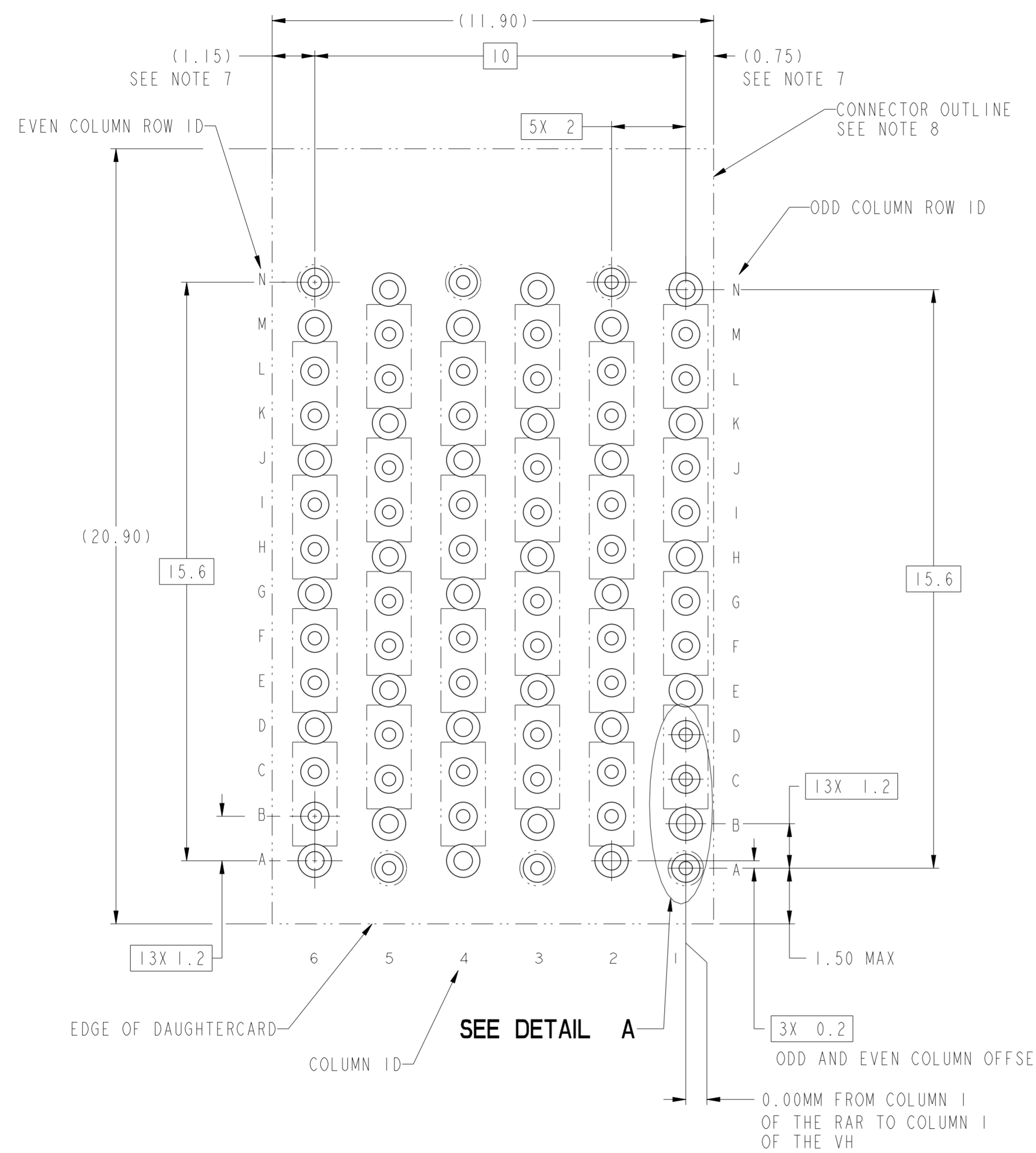


10125055-401LF
ADVANCED MATE/SHORT DETECT RECEPTACLE
ADVANCED MATE POSITIONS ARE POSITIONS A1 AND A5 ONLY
SHORT DETECT POSITION IS N2
FOR ALL DIMENSIONS SEE 10125055-101LF ON SHEET 1

Amphenol
FCi

© 2016 AFCI

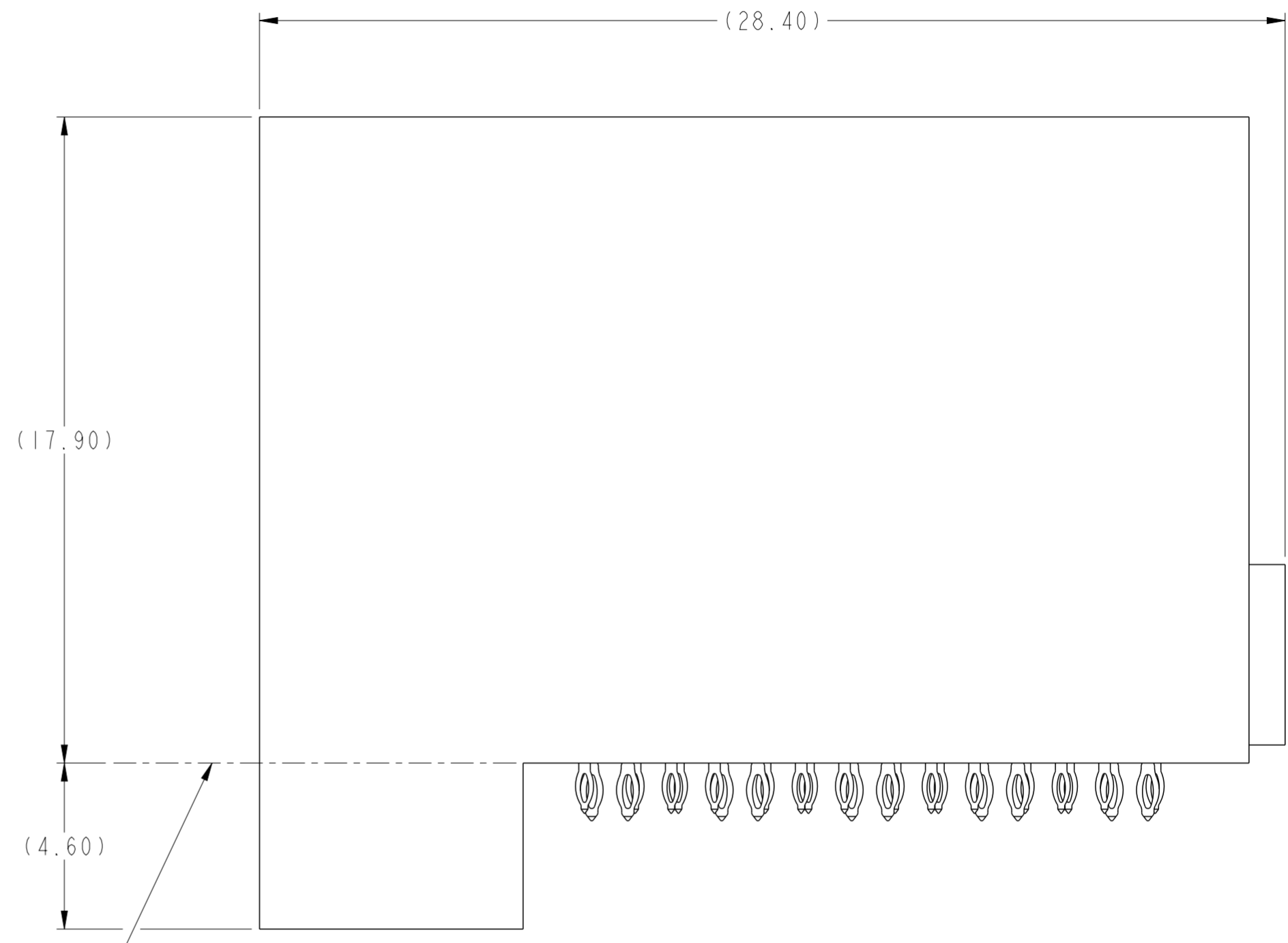
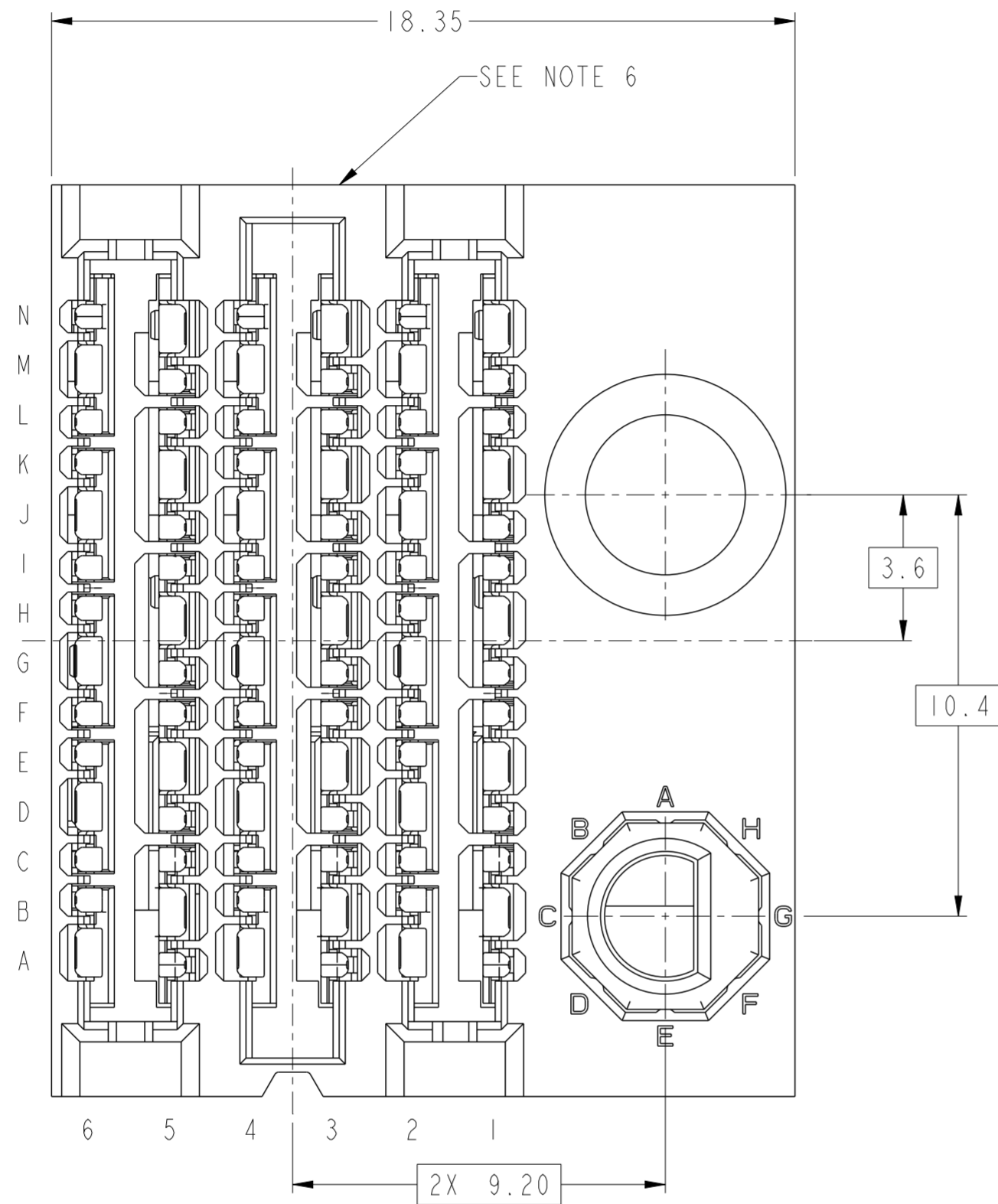
spec ref	SEE NOTES	dr	N Eppley	2013/04/23	projection	MM	size	A2	scale	7:1							
tolerance std	TOLERANCES UNLESS OTHERWISE SPECIFIED	eng	Peng-Bing Fu	2017/11/08			ecn no	ELX-DG-2821-1									
ASME Y14.5M		chr	Justin Chen	2017/11/29			rel level	Released									
		appr	Heaven Cen	2017/11/30			product family	ExaMax									
surface	<table border="1"> <tr> <td rowspan="3">-</td> <td rowspan="3">linear</td> <td>0.X</td> <td>±.3</td> </tr> <tr> <td>0.XX</td> <td>±.10</td> </tr> <tr> <td>0.XXX</td> <td>±.050</td> </tr> <tr> <td></td> <td>angular</td> <td>0°</td> <td>±°</td> </tr> </table>	-	linear	0.X	±.3	0.XX	±.10	0.XXX	±.050		angular	0°	±°		title ExaMAX R.A. RECEPTACLE ASS'Y, 4 PR, 84 POS, 6 IMLA, 12MM	dwg no 10125055	rev B
-	linear			0.X	±.3												
				0.XX	±.10												
		0.XXX	±.050														
	angular	0°	±°														
		cat. no.	10125055-101LF		Product - Customer Drw	sheet 4 of 10											



DETAIL A
SCALE 20:1

10125055-X01LF RECOMMENDED PCB LAYOUT
COMPONENT SIDE
NOTES 7, 8, 9, & 11
SCALE 10:1

spec ref	SEE NOTES	dr	N Eppley	20130423	projection	MM	size	A2	scale	7:1			
tolerance std	TOLERANCES UNLESS OTHERWISE SPECIFIED	eng	Peng-Bing Fu	2017/1/08			ecn no	ELX-DG-2821-1	rel level	Released			
ASME Y14.5M		chr	Justin Chen	2017/1/29									
		appr	Heaven Cen	2017/1/30									
surface	linear	0.X	±.3		product family		-	-	rel level	Released			
		0.XX	±.10		title						ExaMAX R.A. RECEPTACLE ASS'Y, 4 PR, 84 POS, 6 IMLA, 12MM	10125055	rev B
		0.XXX	±.050		cat. no.								
	angular	0°	±°	PDS: Rev :B		STATUS:Released		Printed: Nov 30, 2017					



TOP SURFACE
OF DAUGHTER CARD

10125055-X1ALF THRU 10125055-X1JLF
RIGHT GUIDANCE (SEE NOTE 17)
FOR ALL OTHER DIMENSIONS SEE 10125055-101LF ON SHEET 1

Amphenol
FCi

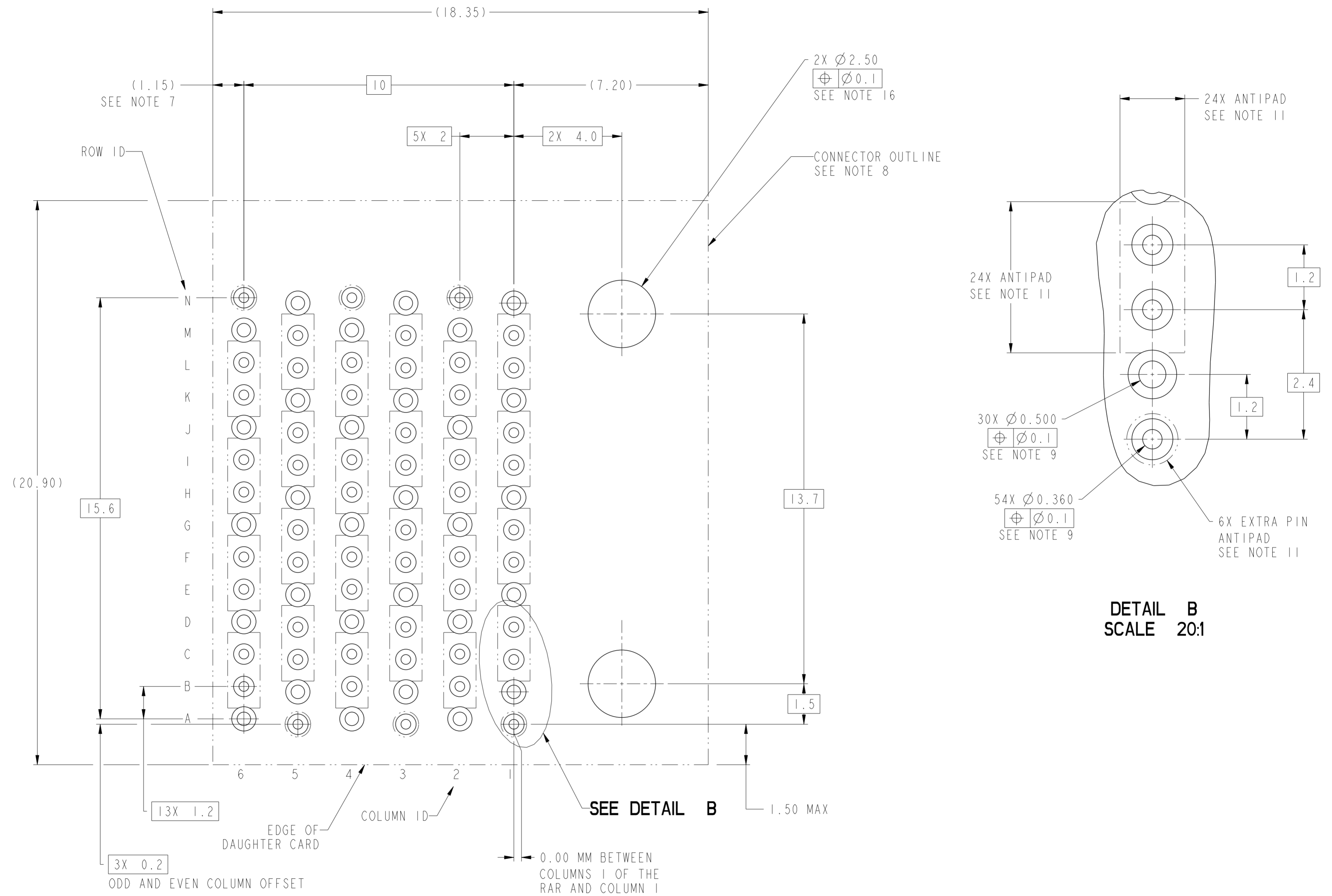
© 2016 AFCI

spec ref	SEE NOTES	dr	N Eppley	2013/04/23	projection	MM	size	A2	scale	7:1											
tolerance std	ASME Y14.5M	eng	Peng-Bing Fu	2017/11/08			ecn no	ELX-DG-28221-1													
TOLERANCES UNLESS OTHERWISE SPECIFIED		chr	Justin Chen	2017/11/29			rel level	Released													
		appr	Heaven Cen	2017/11/30			product family	ExaMax													
surface	<table border="1"> <tr> <td>linear</td> <td>0.X</td> <td>±.3</td> </tr> <tr> <td></td> <td>0.XX</td> <td>±.10</td> </tr> <tr> <td></td> <td>0.XXX</td> <td>±.050</td> </tr> <tr> <td>angular</td> <td>0°</td> <td>±°</td> </tr> </table>	linear	0.X	±.3		0.XX	±.10		0.XXX	±.050	angular	0°	±°			ExaMAX R.A. RECEPTACLE ASS'Y, 4 PR, 84 POS, 6 IMLA, 12MM		dwg no 10125055	rev B	cat. no. 10125055-101LF Product - Customer Drw sheet 6 of 10	
linear	0.X	±.3																			
	0.XX	±.10																			
	0.XXX	±.050																			
angular	0°	±°																			

PDS: Rev :B

STATUS:Released

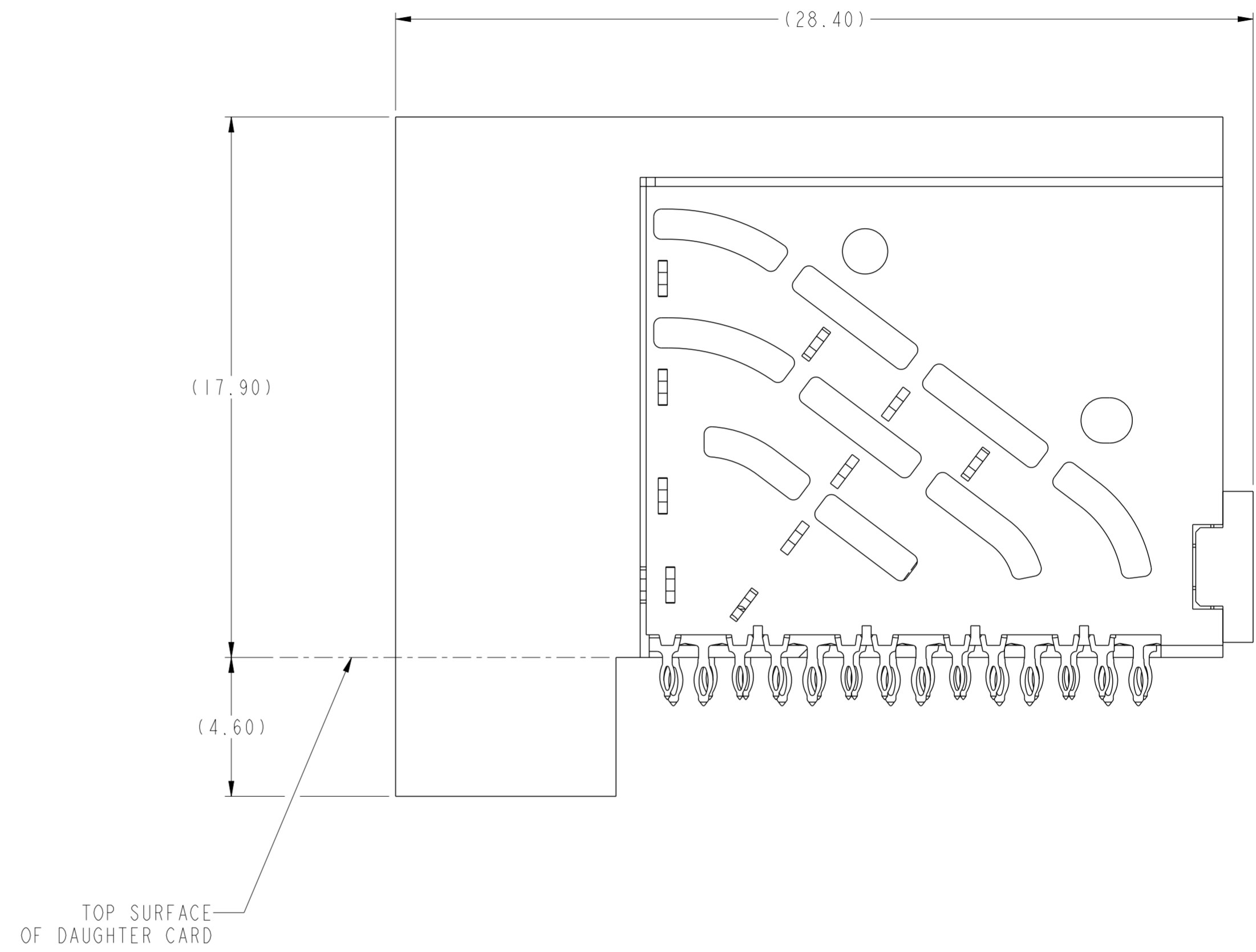
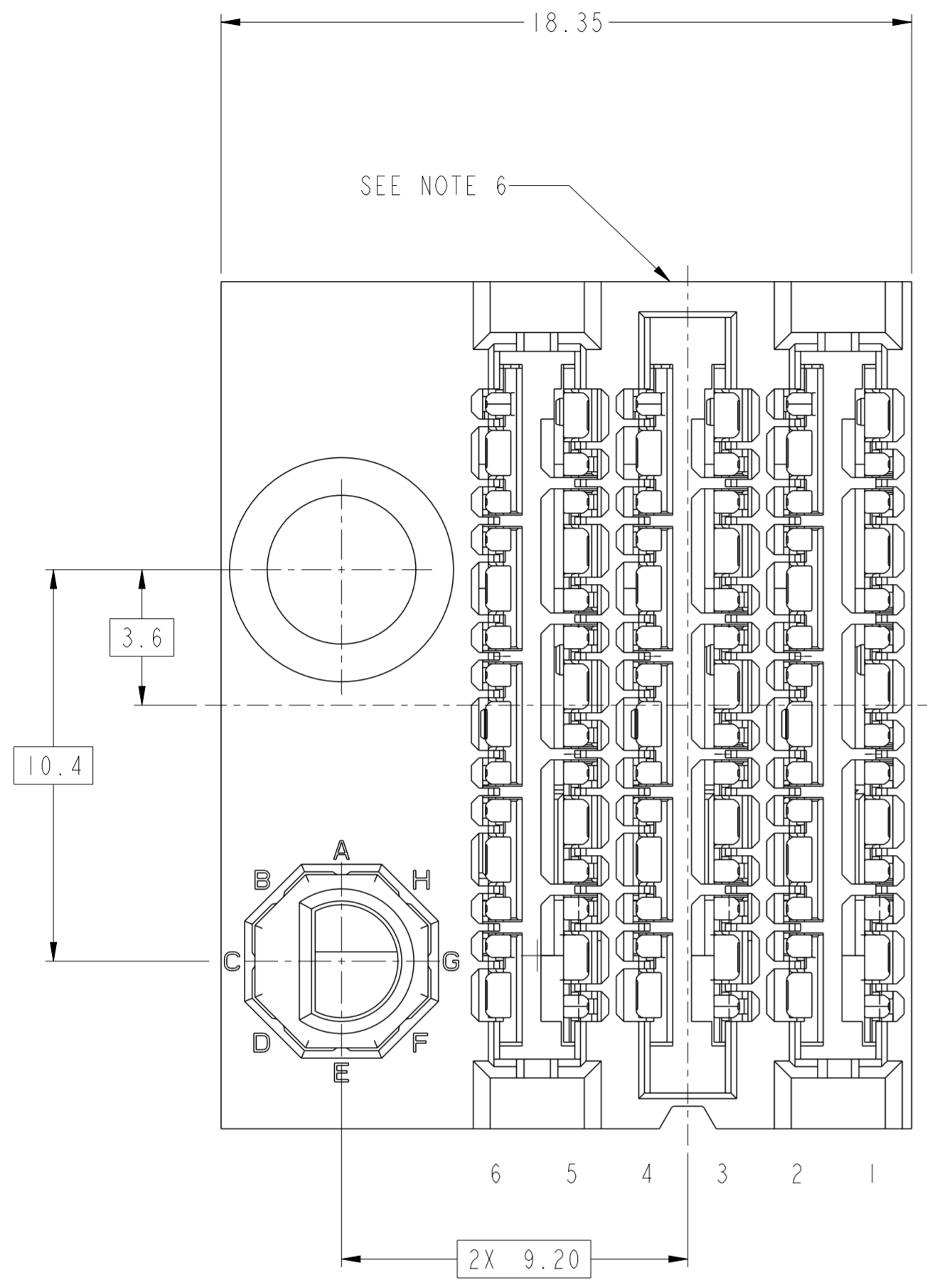
Printed: Nov 30, 2017



DETAIL B
SCALE 20:1

**10125055-X1ALF THRU -X1JLF
RECOMMENDED PCB LAYOUT
COMPONENT SIDE
NOTES 7, 8, 9, 11 & 16
SCALE 10:1**

spec ref	SEE NOTES	dr	N Eppley	20130423	projection	MM	size	A2	scale	1:1
tolerance std	TOLERANCES UNLESS OTHERWISE SPECIFIED	eng	Peng-Bing Fu	20171108			ecn no	ELX-DG-2821-1	rel level	Released
ASME Y14.5M		chr	Justin Chen	20171129						
		appr	Heaven Cen	20171130						
surface	linear	0.X	±.3		title ExaMAX R.A. RECEPTACLE ASS'Y, 4 PR, 84 POS, 6 IMLA, 12MM	dwg no 10125055	rev B	Product - Customer Drw		
	angular	0°	±°					sheet 7 of 10		



10125055-X2ALF THRU 10125055-X2JLF
 LEFT GUIDANCE (SEE NOTE 17)
 FOR ALL OTHER DIMENSIONS SEE 10125055-101LF ON SHEET 1

Amphenol
 FCI

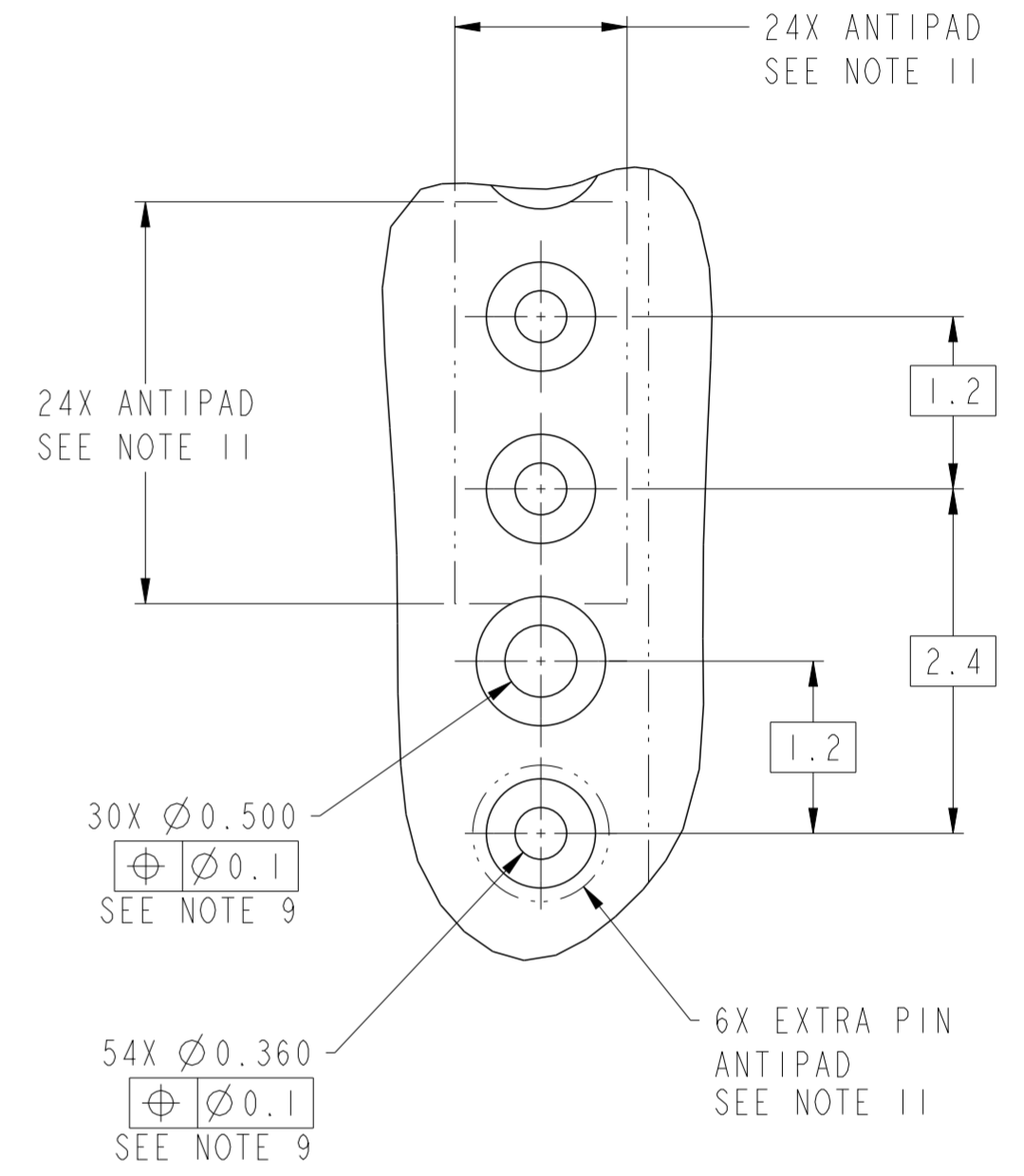
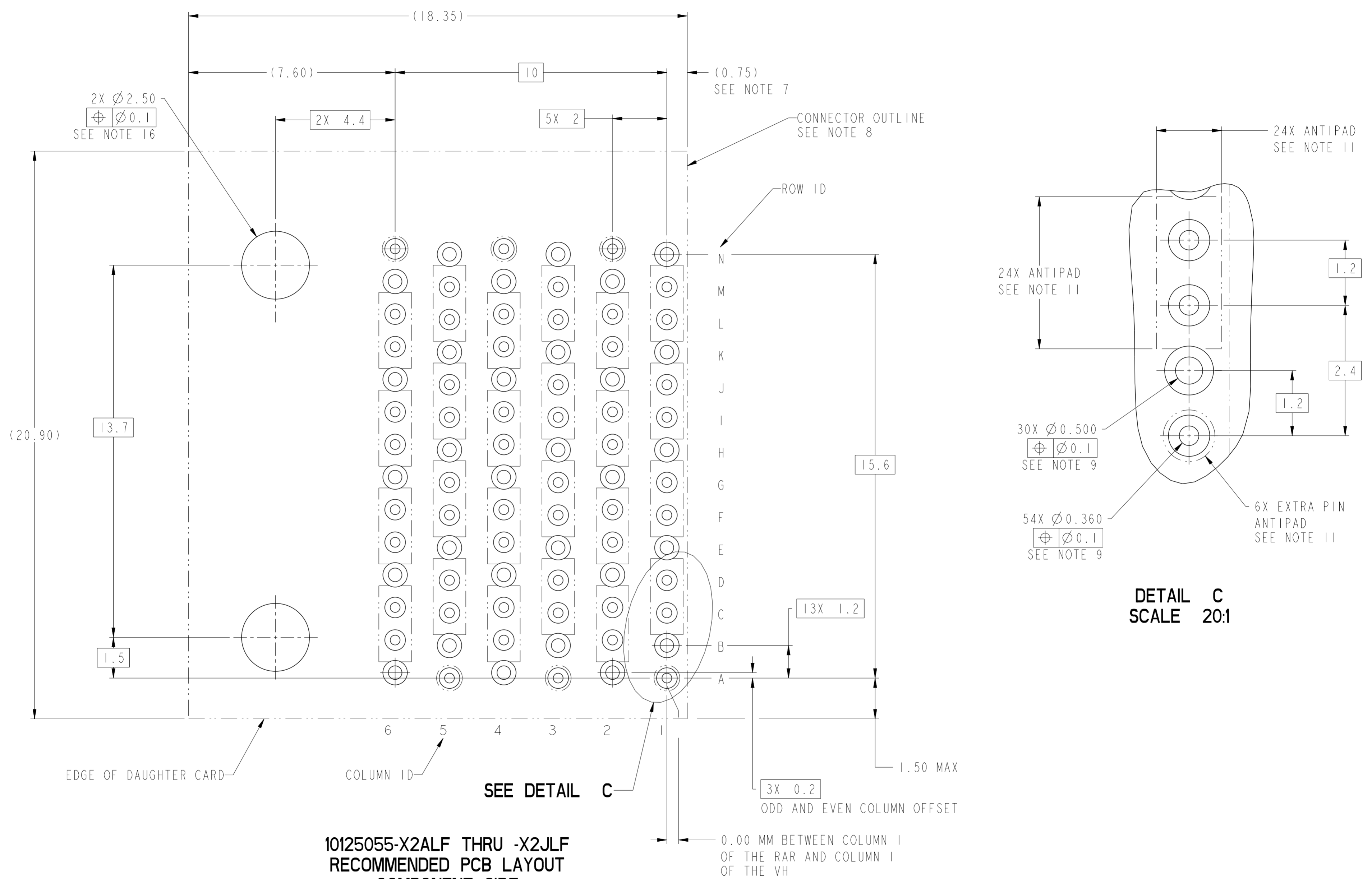
© 2016 AFCI

spec ref	SEE NOTES	dr	N Eppley	2013/04/23	projection	MM	size	A2	scale	7:1													
tolerance std	TOLERANCES UNLESS OTHERWISE SPECIFIED	eng	Peng-Bing Fu	2017/11/08			ecn no	ELX-DG-28221-1	rel level	Released													
ASME Y14.5M		chr	Justin Chen	2017/11/29							product family	ExaMax											
surface	<table border="1"> <tr> <td>linear</td> <td>0.X</td> <td>±.3</td> </tr> <tr> <td></td> <td>0.XX</td> <td>±.10</td> </tr> <tr> <td></td> <td>0.XXX</td> <td>±.050</td> </tr> <tr> <td>angular</td> <td>0°</td> <td>±°</td> </tr> </table>	linear	0.X	±.3		0.XX	±.10		0.XXX	±.050	angular	0°	±°	appr	Heaven Cen	2017/11/30	Amphenol FCI	title	ExaMAX R.A. RECEPTACLE ASS'Y, 4 PR, 84 POS, 6 IMLA, 12MM	dwg no	10125055	rev	B
linear	0.X	±.3																					
	0.XX	±.10																					
	0.XXX	±.050																					
angular	0°	±°																					
		cat. no.		10125055-101LF	Product - Customer Drw		sheet 8 of 10																

PDS: Rev :B

STATUS:Released

Printed: Nov 30, 2017



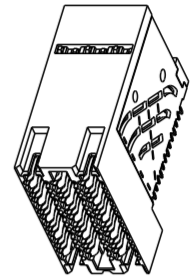
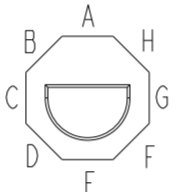
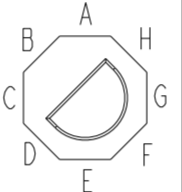
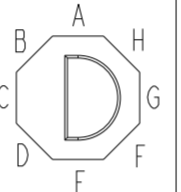
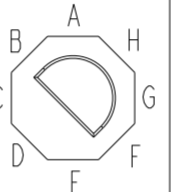
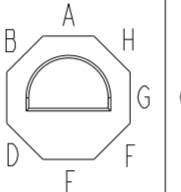
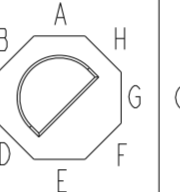
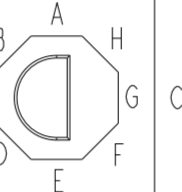
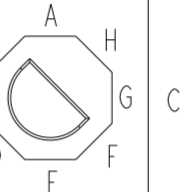
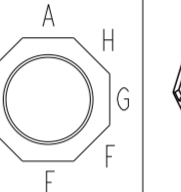
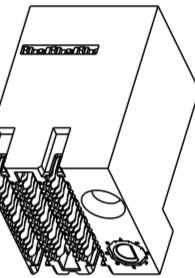
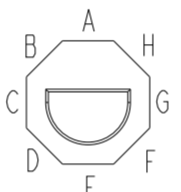
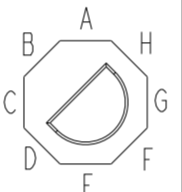
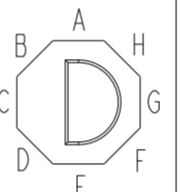
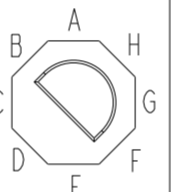
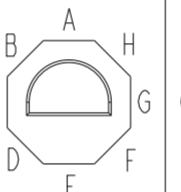
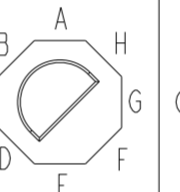
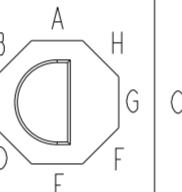
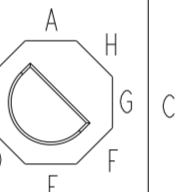
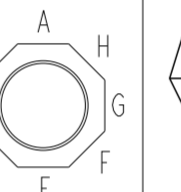
DETAIL C
SCALE 20:1

10125055-X2ALF THRU -X2JLF
RECOMMENDED PCB LAYOUT
COMPONENT SIDE
NOTES 7, 8, 9, 11 & 16
SCALE 10:1

spec ref	SEE NOTES	dr	N Eppley	2013/04/23	projection	MM	size	A2	scale	7:1
tolerance std	TOLERANCES UNLESS OTHERWISE SPECIFIED	eng	Peng-Bing Fu	2017/11/08			ecn no	ELX-DG-28221-1	rel level	Released
ASME Y14.5M		chr	Justin Chen	2017/11/29						
		appr	Heaven Cen	2017/11/30						
surface	linear	0.X	±.3		product family		title ExaMAX R.A. RECEPTACLE ASS'Y, 4 PR, 84 POS, 6 IMLA, 12MM	dwg no 10125055	rev B	
		0.XX	±.10		-					
		0.XXX	±.050		-					
	angular	0°	±°	cat. no.	-		Product - Customer Drw	sheet 9 of 10		

10125055 - Y Y Y L F

ASSEMBLY PART NUMBER	DESCRIPTION
10125055-1YYLF	STANDARD MATE
10125055-2YYLF	ADVANCED MATE
10125055-3YYLF	SHORT DETECT
10125055-4YYLF	ADVANCED MATE & SHORT DETECT

MODULE DESCRIPTION	DESIGNATION REPRESENTED IN DASH NUMBER										BASE MODULE
	1A	1B	1C	1D	1E	1F	1G	1H	1J (NO KEY)		
WITHOUT END GUIDES MODULE (SEE SHEET 1)	01										
RIGHT GUIDANCE MODULE (SEE SHEET 6)											
	LEFT GUIDANCE MODULE (SEE SHEET 8)										

NOTES:

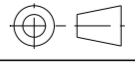
- ① - CONNECTOR MATERIALS:
HOUSING: HIGH TEMP THERMOPLASTIC, BLACK, UL94-V0
IMLA PLASTIC: HIGH TEMP THERMOPLASTIC, BLACK, UL94-V0
CONTACT: COPPER ALLOY
ORGANIZER: HIGH TEMP THERMOPLASTIC, BLACK, UL94-V0
- 2 - CONTACT PLATING:
SEPARABLE INTERFACE:
PERFORMANCE-BASED PLATING, QUALIFIED TO MEET THE REQUIREMENTS OF FCI PRODUCT SPECIFICATION GS-12-1096 INCLUDING TELCORDIA GR-1217-CORE (NOVEMBER 1995) CENTRAL OFFICE TEST SEQUENCE

PRESS-FIT TAILS: TIN OVER NICKEL (LEAD FREE)
- 3 - PRODUCT SPECIFICATION: GS-12-1096
- 4 - APPLICATION SPECIFICATION GS-20-0361.
- 5 - PACKAGING MEETS GS-14-920 LEAD FREE LABELING SPECIFICATION.
- ⑥ - PRODUCT MARKING, (PROTOTYPE, PART NUMBER & LOT CODE), ON THIS SURFACE.
- ⑦ - THE MINIMUM VIA SPACING BETWEEN STACKED CONNECTORS IS 2.0 MM FOR THIS RAR AND THE MATING HEADER. REFER TO THE APPLICATION SPECIFICATION FOR DETAILS.
- ⑧ - CONNECTOR OUTLINE MAY BE SCREEN PRINTED ONTO CUSTOMER PCB TO BE USED AS A GUIDE FOR MANUAL CONNECTOR PLACEMENT.
- ⑨ - REFER TO CUSTOMER DRAWING 10119933 FOR INFORMATION ON PCB HOLE DIAMETERS AND PLATING OPTIONS
- ⑩ - THIS PRODUCT MEETS THE EUROPEAN UNION DIRECTIVES & OTHER COUNTRY REGULATIONS AS DESCRIBED IN GS-47-0004.
- ⑪ - REFER TO ROUTING GUIDE GS-20-0511 FOR RECOMMENDATIONS ON OPTIMIZATION OF FOOTPRINT AND TRACE ROUTING LAYOUT.
- 12 - THE HOUSING WILL WITHSTAND EXPOSURE TO 260° C PEAK TEMPERATURE FOR 10-30 SECONDS IN A CONVECTION, INFRA-RED OR VAPOR PHASE REFLOW OVEN.
- ⑬ - THE ADVANCED MATE RECEPTACLE, 10125055-2XXLF, WHEN MATED WITH AN ADVANCED MATE VERTICAL HEADER OR AN ADVANCED MATE RIGHT ANGLE HEADER, WILL PROVIDE 2 PAIRS OF MATING CONTACTS THAT MATE 0.75MM BEFORE THE REMAINDER OF THE SIGNAL AND GROUND CONTACTS.

- ⑭ - THE SHORT DETECT RECEPTACLE, 10125055-3XXLF, WHEN MATED WITH A STANDARD MATE VERTICAL HEADER OR A STANDARD MATE RIGHT ANGLE HEADER, WILL PROVIDE 1 PAIR OF MATING CONTACTS THAT MATE 1.00MM AFTER THE REMAINDER OF THE SIGNAL AND GROUND CONTACTS.
- ⑮ - THE ADVANCED MATE/SHORT DETECT RECEPTACLE, 10125055-4XXLF, WHEN MATED WITH AN ADVANCED MATE VERTICAL HEADER OR AN ADVANCED MATE RIGHT ANGLE HEADER, WILL PROVIDE 2 PAIRS OF MATING CONTACTS THAT MATE 0.75MM BEFORE THE REMAINDER OF THE SIGNAL AND GROUND CONTACTS AND 1 PAIR OF MATING CONTACTS THAT MATE 1.00MM AFTER THE REMAINDER OF THE SIGNAL AND GROUND CONTACTS.
- ⑯ - FOR CONNECTORS WITH EITHER A RIGHT OR LEFT GUIDE MODULE, TWO PHILLIPS PAN HEAD M2 HOLD DOWN SCREWS MUST BE USED TO SECURE THE CONNECTOR TO THE PCB. THE SCREW LENGTH SHALL BE 2.0-6.0mm PLUS THE THICKNESS OF THE BOARD. SCREWS ARE NOT PROVIDED WITH CONNECTOR.
- ⑰ - LEFT / RIGHT INTEGRATED GUIDE ORIENTATION IS DETERMINED BY THE LOCATION OF THE GUIDE FEATURE WHEN LOOKING AT THE MATING FACE OF THE RIGHT ANGLE RECEPTACLE. THE LEFT / RIGHT DESIGNATION OF THE MATING HEADER IS DEFINED BY THE RIGHT ANGLE RECEPTACLE THAT IT MATES WITH (i. e. A RIGHT GUIDE VERTICAL HEADER MATES WITH A RIGHT GUIDE RIGHT ANGLE RECEPTACLE.)
- ⑱ - ALL GROUND CONTACTS ARE COMMONED WITHIN A COLUMN.

Amphenol FCI

© 2016 AFCI

spec ref	SEE NOTES	dr	N Eppley	20130423	projection	MM	size	A2	scale	1:1	
tolerance std	TOLERANCES UNLESS OTHERWISE SPECIFIED	eng	Peng-Bing Fu	2017/1/08		← →	ecn no	ELX-DG-2821-1	rel level	Released	
ASME Y14.5M		chr	Justin Chen	2017/1/29							product family
surface	linear	appr	Heaven Cen	2017/1/30	Amphenol FCI		title		ExaMAX R.A. RECEPTACLE		
	angular			ASS'Y, 4 PR, 84 POS, 6 IMLA, 12MM		cat. no.		10125055		rev	B
						Product - Customer Drw		sheet 10 of 10			