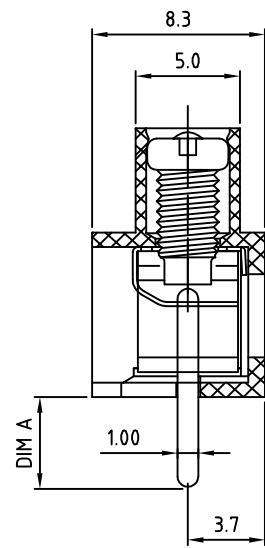
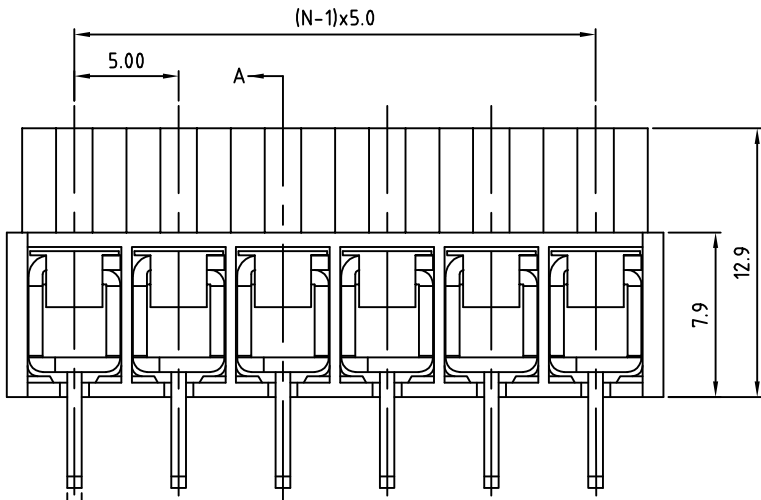
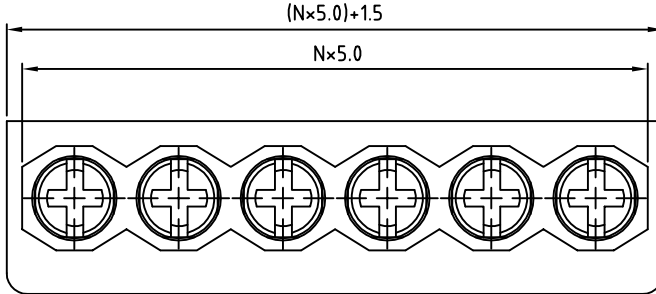
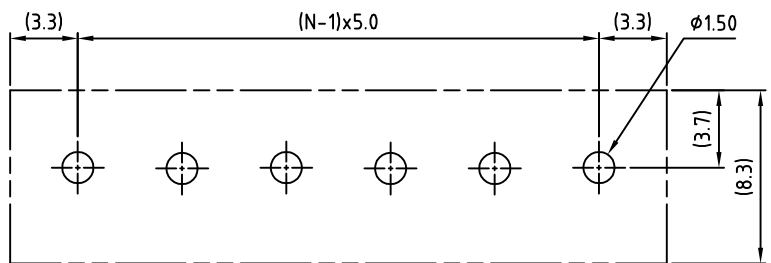


SIGN	DATE	DESCRIPTION	APPROVER
		<i>THIS IS CAD DRAWING, DO NOT REVISE MANUALLY!!!</i>	



N=Number of poles

P.C.B LAYOUT



Material

- Insulating body Thermoplastic (UL94V-0)
- Terminal screw Steel Zinc plating "+/-" slot type
- Terminal body Brass, Ni plated
- Spring clamp Stainless steel

Electrical

- Voltage rating: 300VAC
- Current rating: 10A
- Wire range:
 - Solid wire(AWG): 12-20
 - Stranded wire(AWG): 11-20
- Torque(Lb-In): 3.5
- Screw: M3
- Wire strip length: 6-7mm
- Withstanding Voltage: 1.6KV
- Operating temperature: -30°C to +105°C
- Soldering temperature: 250°C±10°C/5 Sec

RoHS Compliant

PART NUMBER: OSTT4XX0452

Pin
2: 4.4mm (STD)
3: 3.0mm

No. of Poles	COLOR
02 2 Poles	0: Black
03 3 Poles	5: Green (Standard)
... ..	6: Blue
24 24 Poles	8: Grey

THESE DRAWINGS AND SPECIFICATIONS ARE THE PROPERTY OF ON-SHORE TECHNOLOGY, INC. AND SHALL NOT BE REPRODUCED, COPIED OR USED IN ANY MANNER WITHOUT THE PRIOR WRITTEN CONSENT OF ON-SHORE TECHNOLOGY, INC.



TITLE		OSTT4-5.0mm 2P-24P through type	
PART NO.	OSTT4XX0452	DWG NO.	OSTT4XX0452.DWG
APPROVED	CHECKED	DESIGNED	DRAWN
		Aaron 2007.01.16	Aaron 2007.01.16
SHEET: 01/01		UNIT: mm	Tolerance
		SCALE: NONE	X. ±0.50
		REV: B	X.X ±0.30
			X.XX ±0.10
			X° ±1°