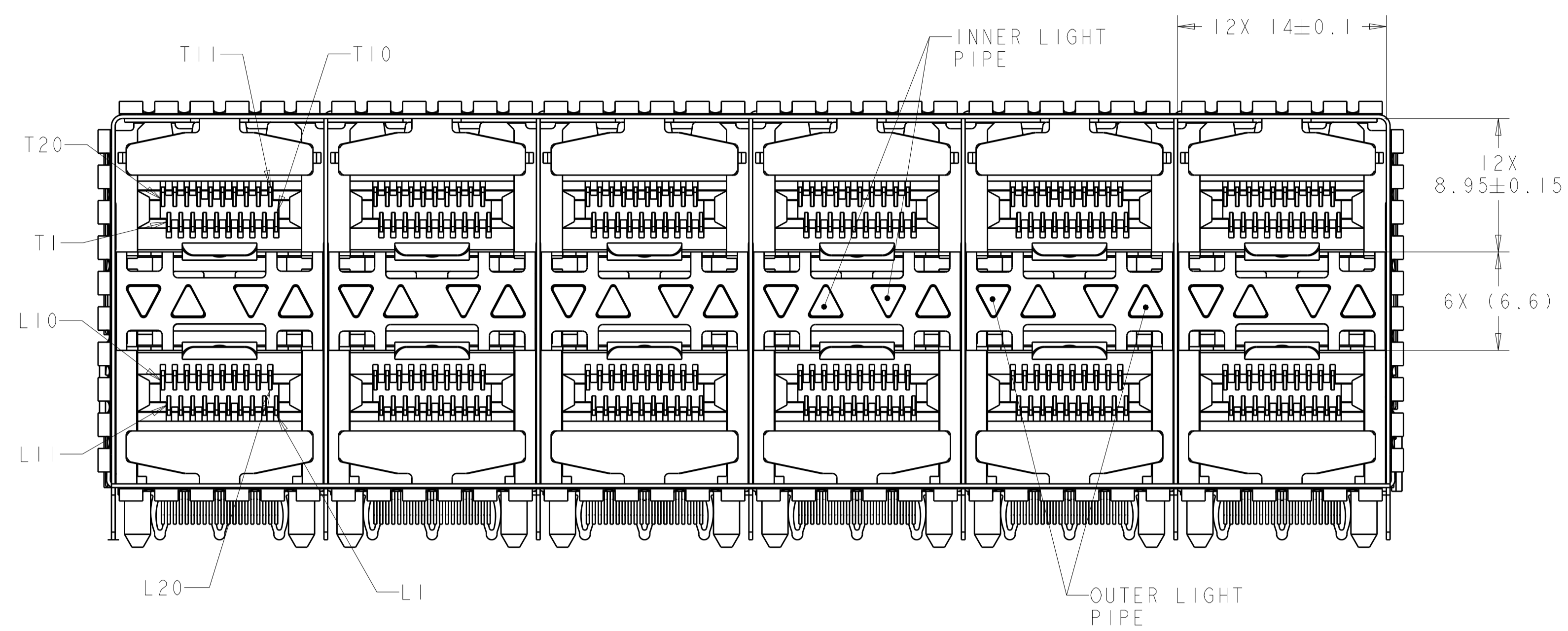
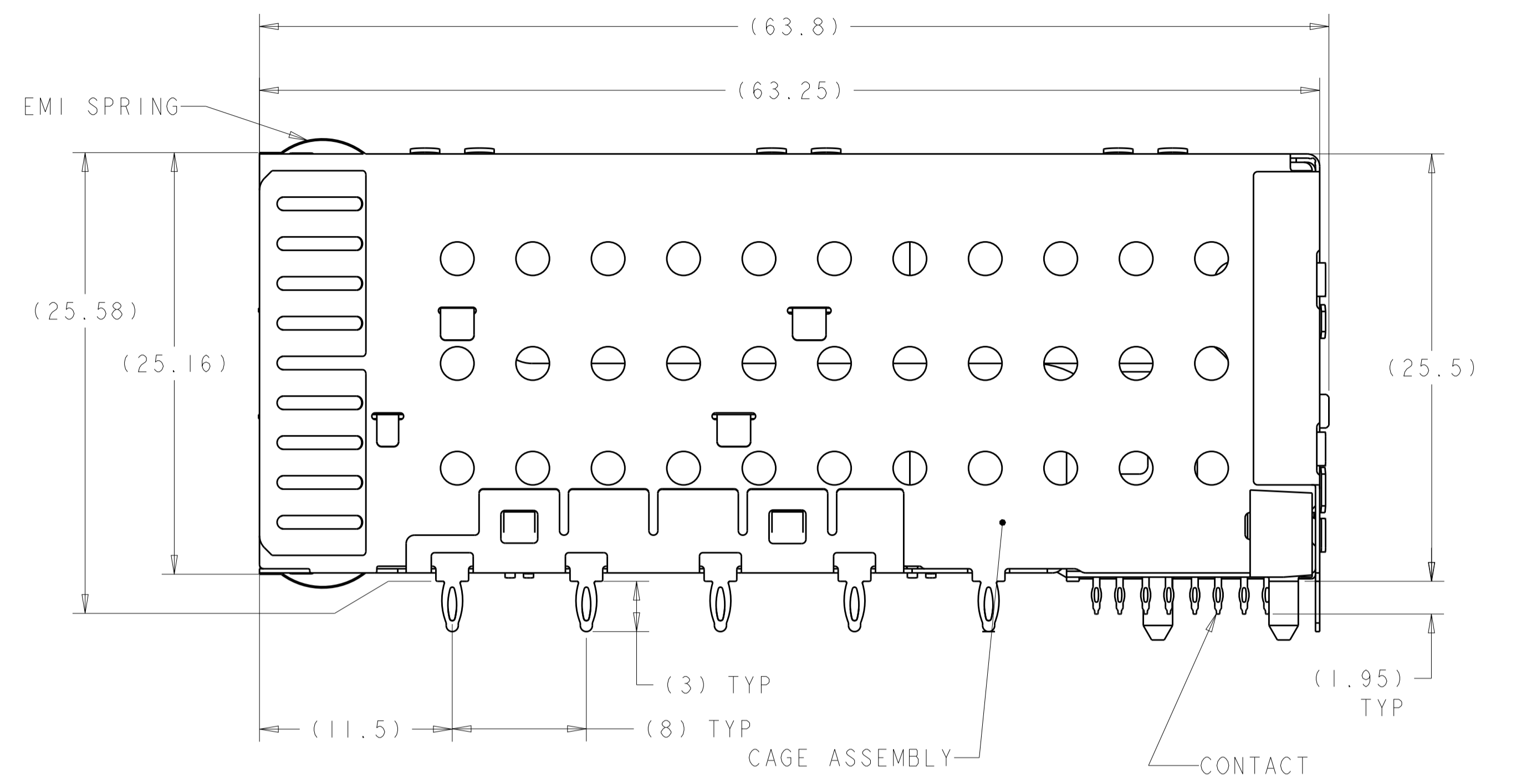


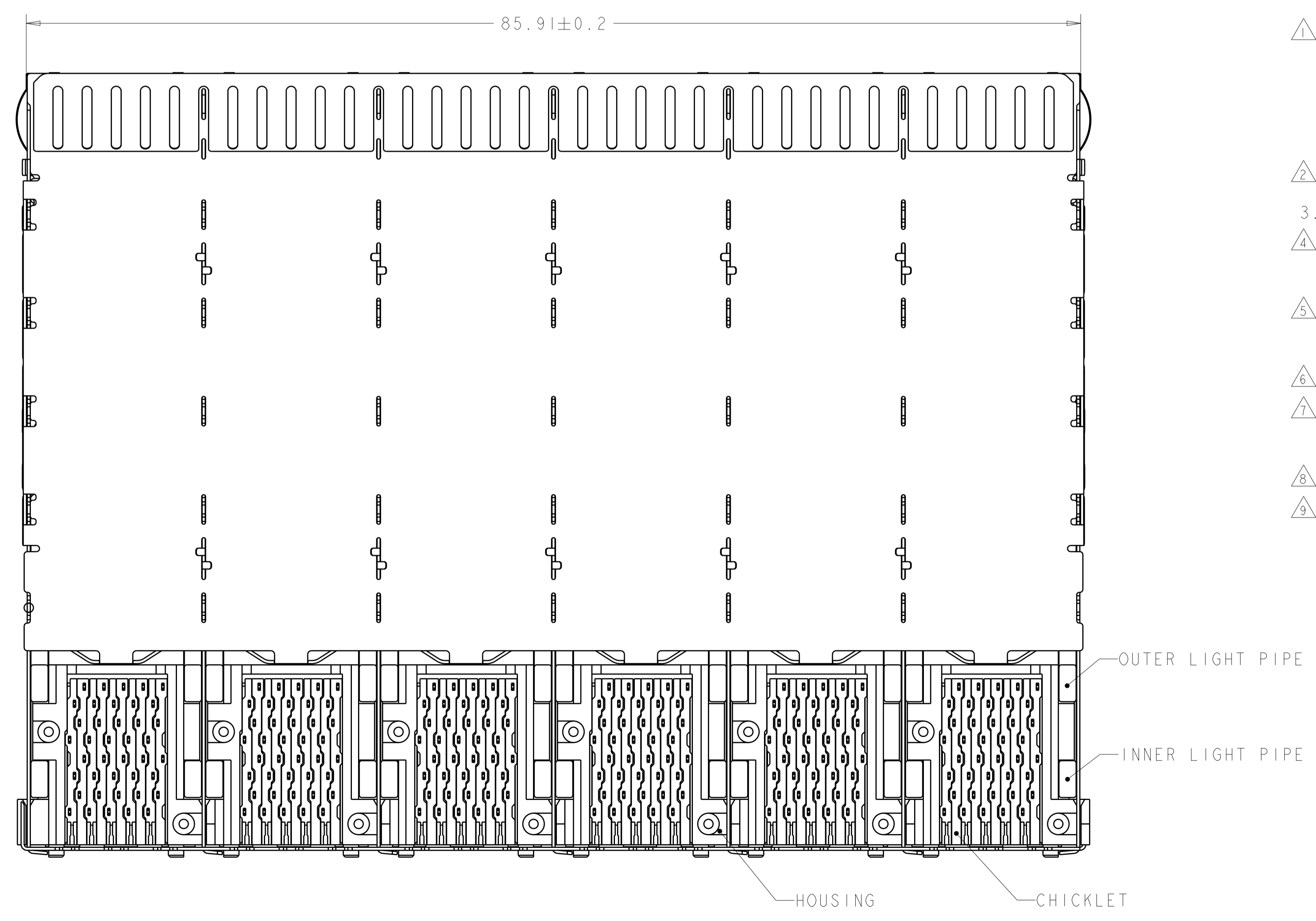
LOC		DIST		REVISIONS			
P	LTN	DESCRIPTION	DATE	DWN	APVD		
A		RELEASED	06JAN2012	CJV	PAR		
B		REVISED PER ECO-15-017919	04APR2016	AP	PR		



2149328-5 AS SHOWN



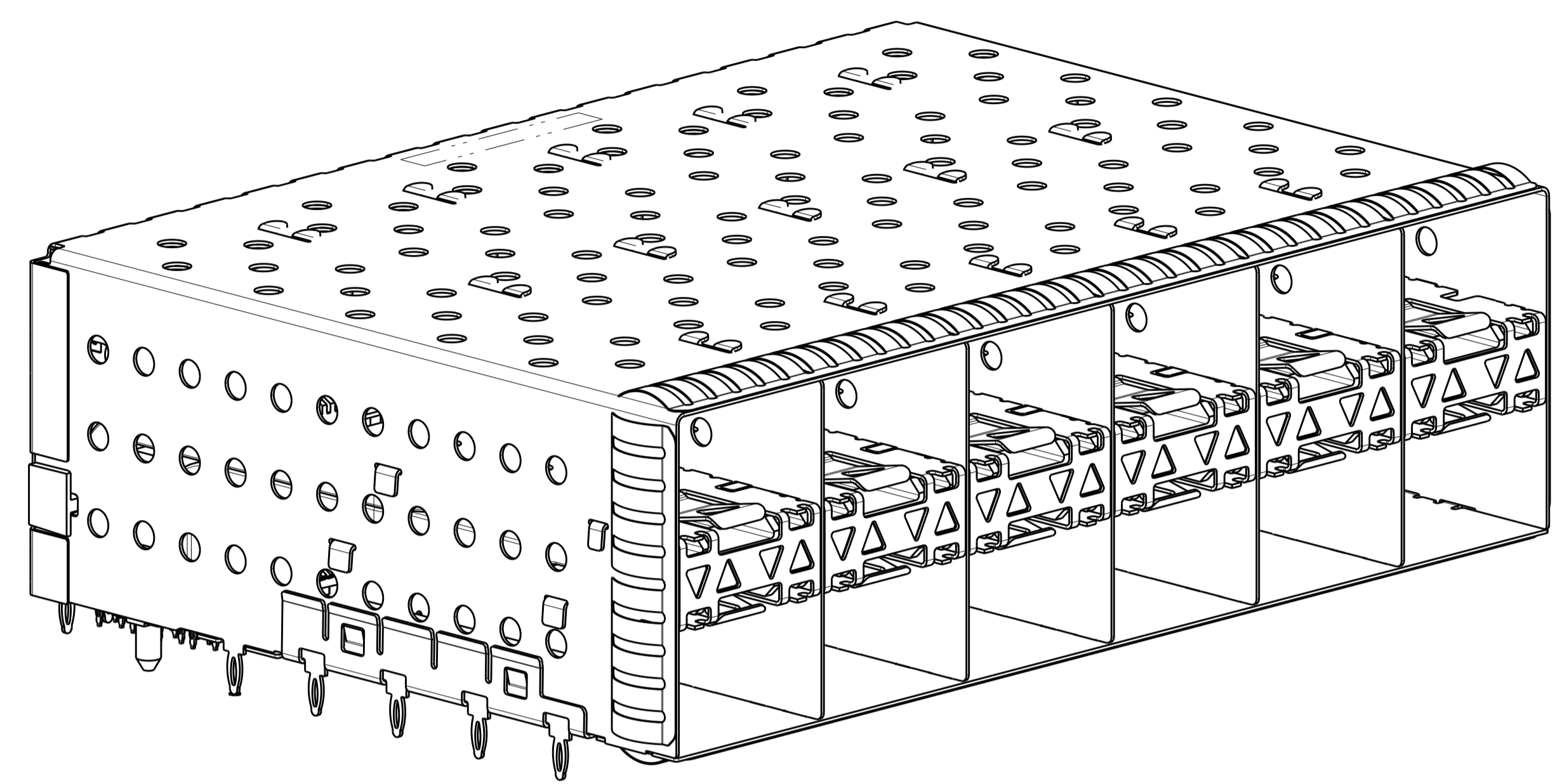
- △ MATERIALS:
 CAGE ASSEMBLY- NICKEL SILVER ALLOY PER ASTM B 122.
 EMI SPRING- COPPER ALLOY.
 HOUSING- BLACK LCP, UL 94V-0 RATED.
 CHICKLET- BLACK LCP, UL 94V-0 RATED.
 LIGHT PIPE- POLYCARBONATE, CLEAR, UL 94V-2 RATED.
 CONTACT- COPPER ALLOY.
- △ DATUM AND BASIC DIMENSIONS ESTABLISHED BY CUSTOMER.
- 3. MINIMUM PCB THICKNESS OF 1.5.
- △ CONTACT FINISH- CONFORMS TO THE REQUIREMENTS OF TE PRODUCT SPECIFICATION 108-2331, BASED ON EIA/ECA-364-1000.01A, (CONTROLLED ENVIRONMENT APPLICATIONS) ON MATING INTERFACE, TIN-LEAD ON NEEDLE EYE.
- △ CONTACT FINISH- CONFORMS TO THE REQUIREMENTS OF TE PRODUCT SPECIFICATION 108-2331, BASED ON EIA/ECA-364-1000.01A, (CONTROLLED ENVIRONMENT APPLICATIONS) ON MATING INTERFACE, TIN ON NEEDLE EYE.
- △ FOR HOLE SIZE AND PLATINGS, SEE APPLICATION SPEC 114-13219.
- △ THE ENTIRE AREA OF THE CONNECTOR FOOTPRINT, INDICATED BY THE DASHED LINE, TO BE CONSIDERED THE KEEPOUT AREA FOR COMPONENTS AND SIGNAL TRACES, TOP SIDE ONLY. TOP SIDE TRACES ALLOWED WITHIN CONNECTOR HOLE PATTERN.
- △ LIGHT PIPE PAD LAYOUT IS FOR 0805 LOW PROFILE LED PACKAGE WITH A HEIGHT OF 0.8mm.
- △ EMI SPRING FINISH: 0.8µm MINIMUM MATTE TIN OVER 0.8µm MINIMUM NICKEL, NONPLATED EDGES PERMISSIBLE.



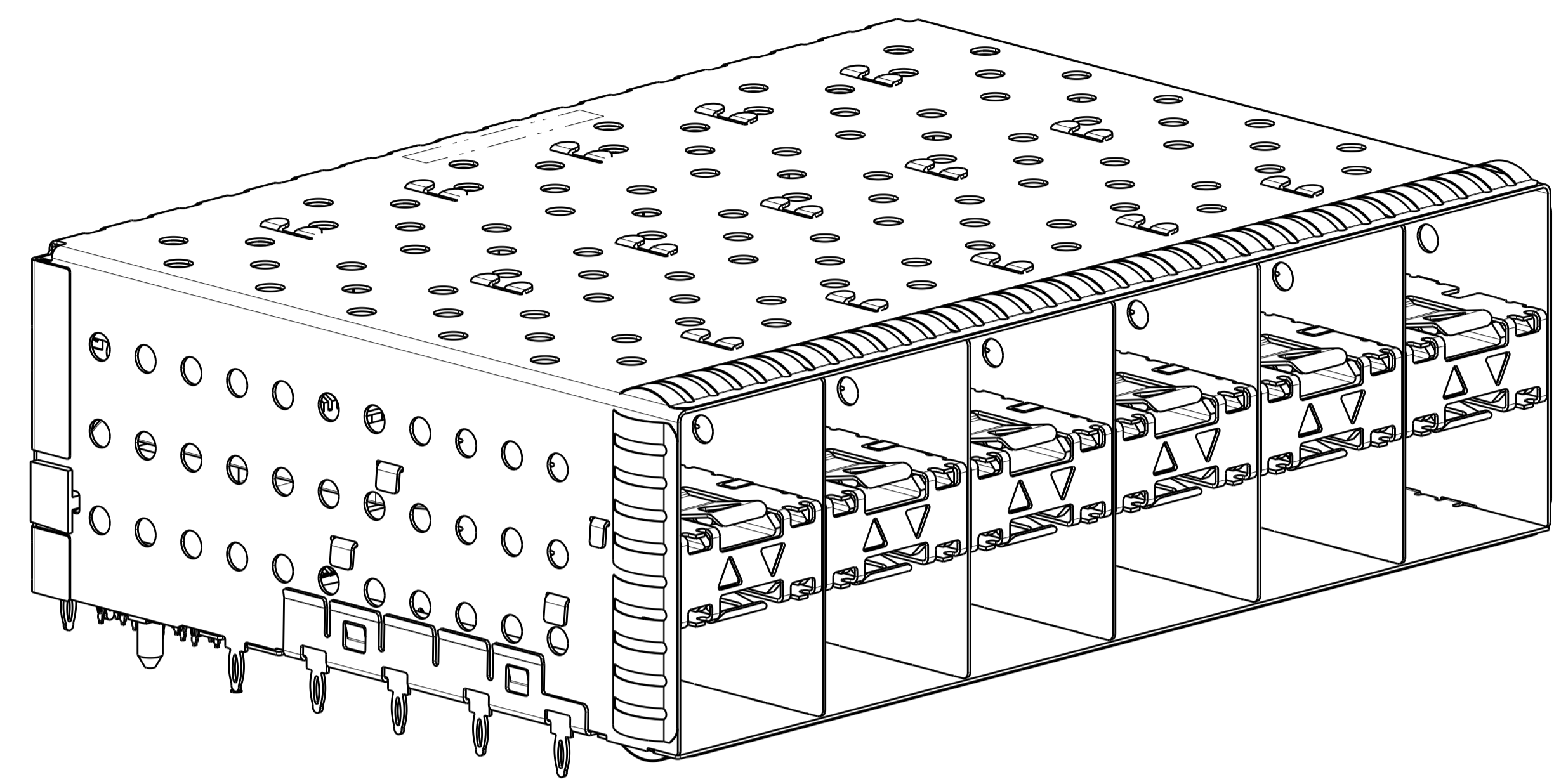
FINISH	DESCRIPTION	PART NUMBER
△5	NO LIGHT PIPES	2149328-8
	OUTER 2 LIGHT PIPES	2149328-7
	INNER 2 LIGHT PIPES	2149328-6
SUPERSEDED	4 LIGHT PIPES	2149328-5
	NO LIGHT LIGHT PIPES	2149328-4
	OUTER 2 LIGHT PIPES	2149328-3
	INNER 2 LIGHT PIPES	2149328-2
△4	4 LIGHT PIPES	2149328-1

THIS DRAWING IS A CONTROLLED DOCUMENT. DIMENSIONING AND TOLERANCING PER ASME Y14.5M-2009.		DWN: C. VALENTINE 02DEC2010	TE Connectivity
DIMENSIONS: mm		CHK: P. RECCE 02DEC2010	
TOLERANCES UNLESS OTHERWISE SPECIFIED:		APVD: P. RECCE 02DEC2010	NAME: CAGE AND PT CONNECTOR ASSEMBLY, WITH EMI SPRINGS, PRESS FIT, 2X6, STACKED SFP+
0 PLC ±0.10		PRODUCT SPEC: 108-2331	
1 PLC ±0.10		APPLICATION SPEC: 114-13219	SIZE: A1
2 PLC ±0.10		WEIGHT: -	SCALE: 4:1
3 PLC ±0.10		FINISH: △4 △5 △9	SHEET 1 OF 4
4 PLC ±0.10		CUSTOMER DRAWING	REV B
ANGLES: °			

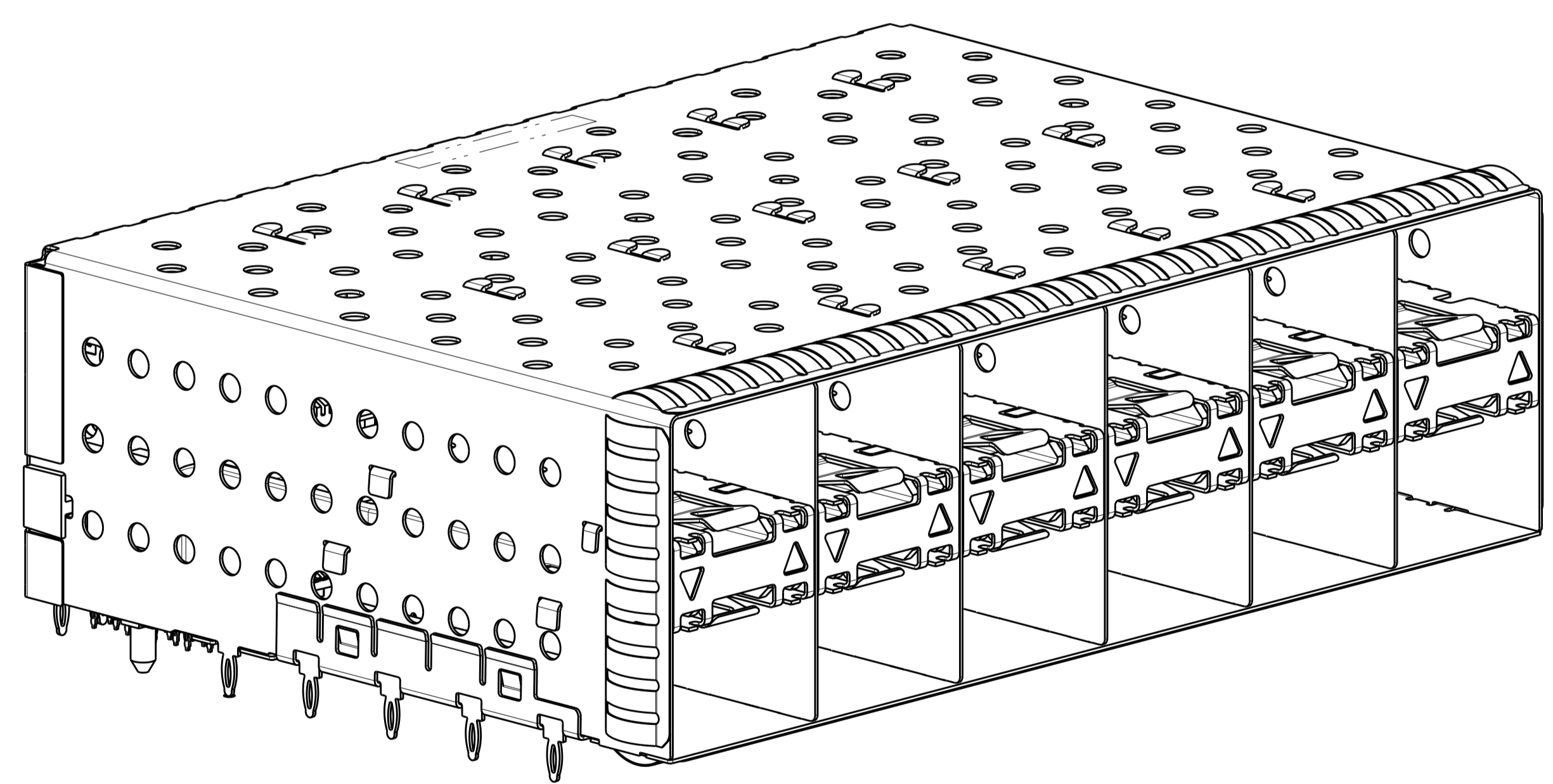
LOC		DIST		REVISIONS			
GP	00	P	LYR	DESCRIPTION	DATE	DMN	APVD
		-		SEE SHEET 1			



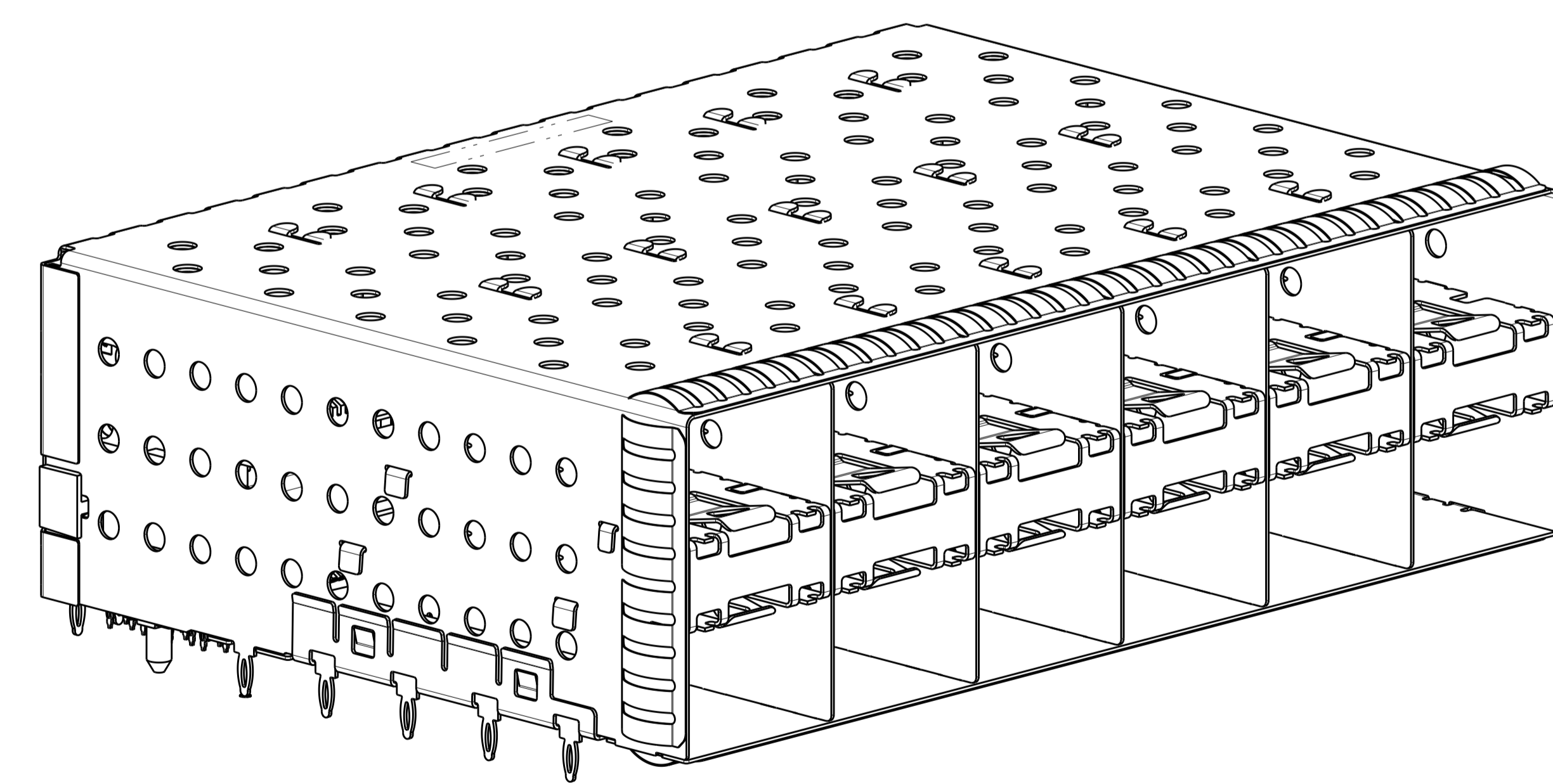
2149328-5
SCALE 3:1



2149328-6
SCALE 3:1



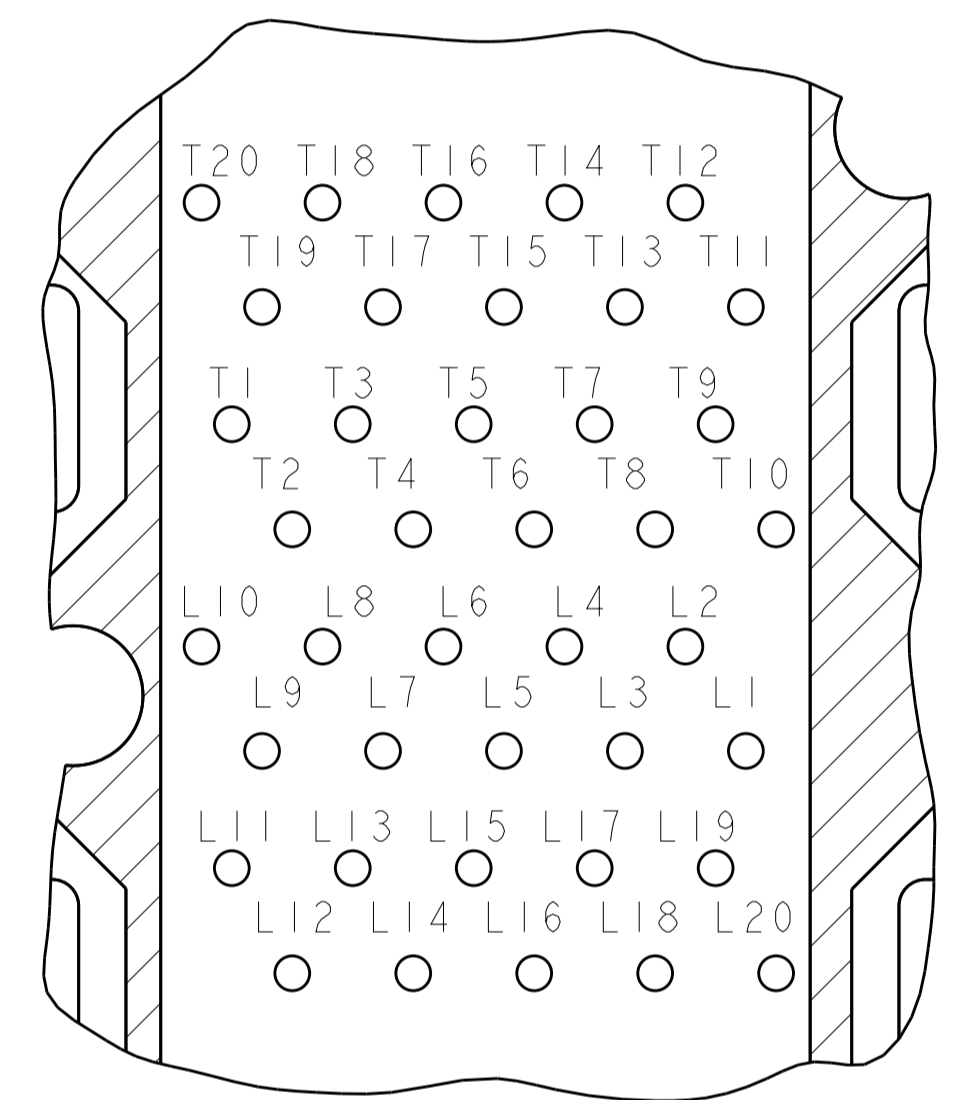
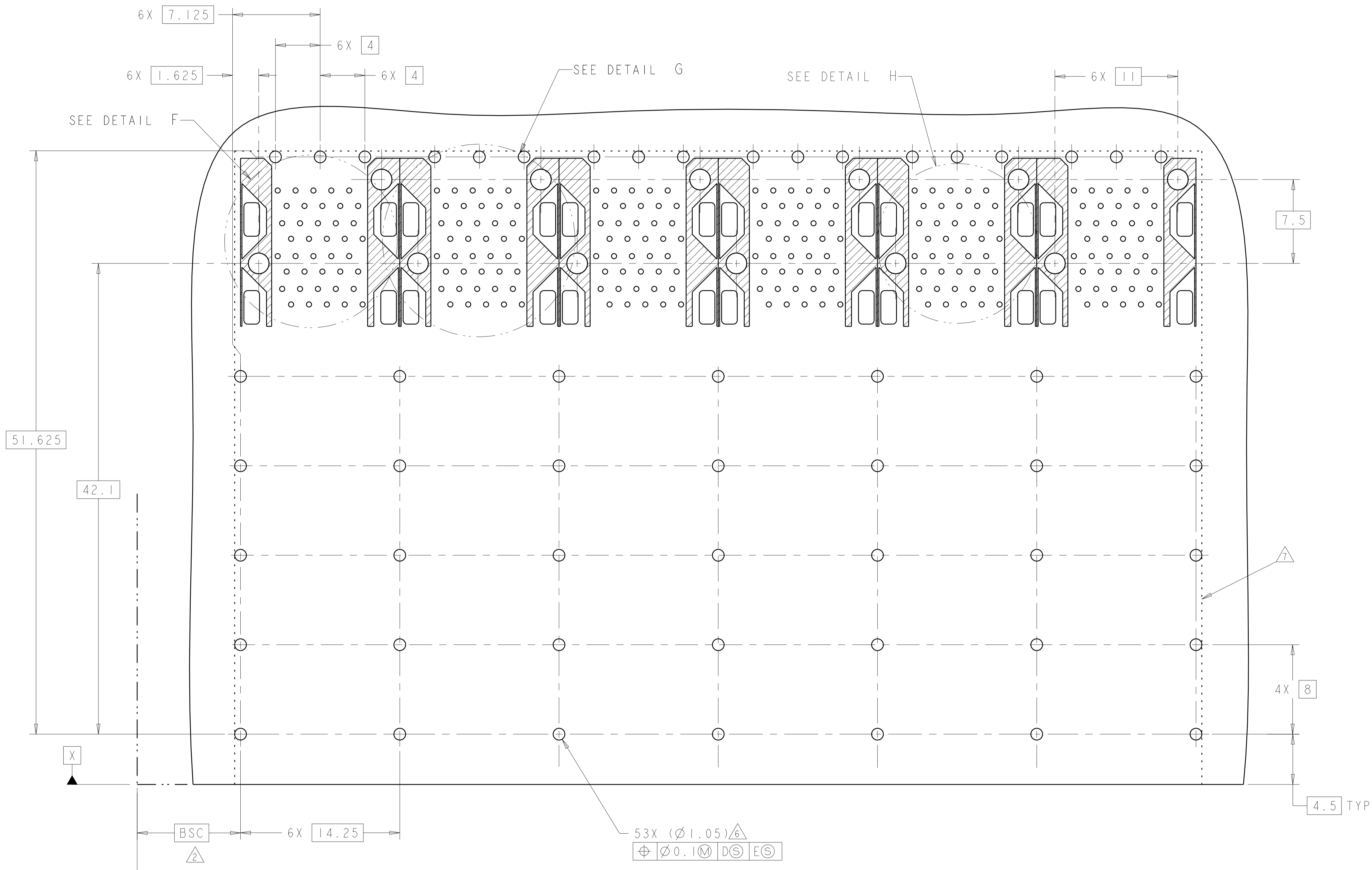
2149328-7
SCALE 3:1



2149328-8
SCALE 3:1

THIS DRAWING IS A CONTROLLED DOCUMENT. DIMENSIONING AND TOLERANCING PER ASME Y14.5M-2009.		DMN C. VALENTINE 02DEC2010	TE Connectivity
DIMENSIONS: mm		CHK P. RECCE 02DEC2010	
TOLERANCES UNLESS OTHERWISE SPECIFIED:		APVD P. RECCE 02DEC2010	NAME CAGE AND PT CONNECTOR ASSEMBLY, WITH EMI SPRINGS, PRESS FIT, 2X6, STACKED SFP+
0 PLC ±0.10 1 PLC ±0.10 2 PLC ±0.10 3 PLC ±0.10 4 PLC ±0.10 ANGLES ±°		PRODUCT SPEC 108-2331	
MATERIAL		APPLICATION SPEC 114-13219	SIZE A100779C=2149328
FINISH		WEIGHT	RESTRICTED TO
		CUSTOMER DRAWING	SCALE 4:1 SHEET 2 OF 4 REV B

LOC	DIST	REVISIONS					
GP	00	P	LYN	DESCRIPTION	DATE	DWN	APVD
		-	-	SEE SHEET 1	-	-	-



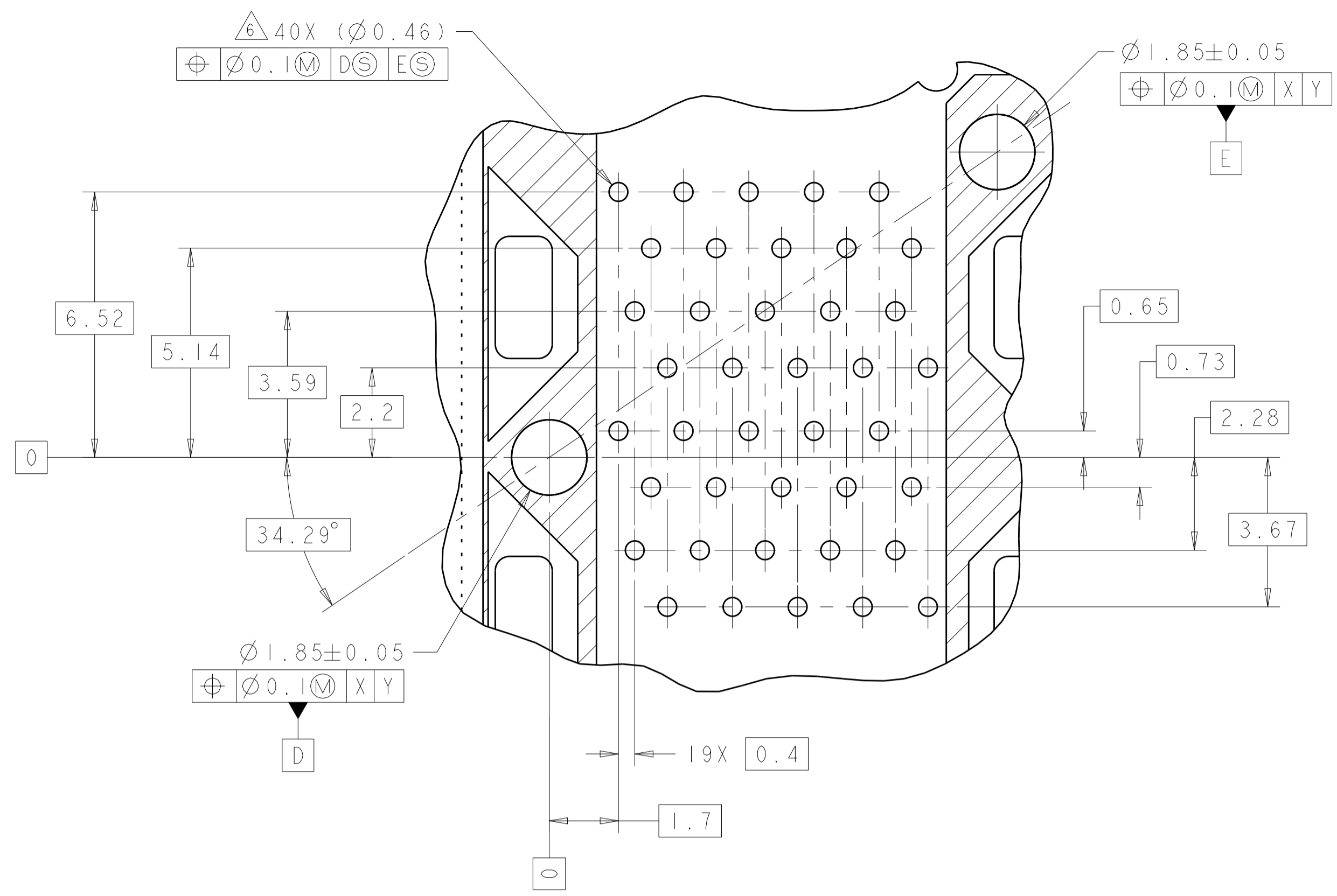
DETAIL H
CONNECTOR PIN-OUT
COMPONENT SIDE OF BOARD
6X INDIVIDUALLY
SCALE 10:1

RECOMMENDED PCB LAYOUT
COMPONENT SIDE OF BOARD
SCALE 5:1

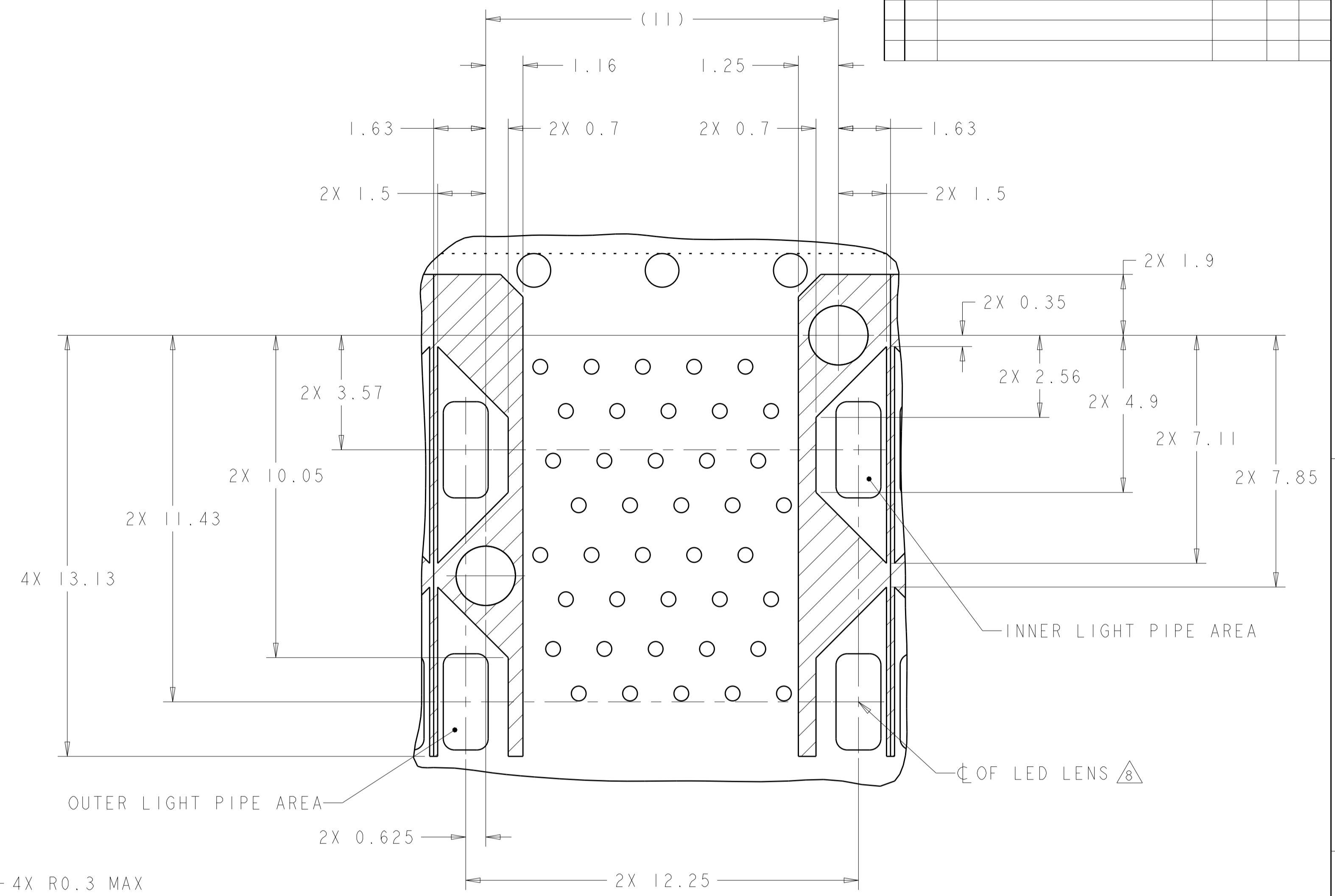
THIS DRAWING IS A CONTROLLED DOCUMENT. DIMENSIONING AND TOLERANCING PER ASME Y14.5M-2009.		DWN C. VALENTINE 02DEC2010	TE Connectivity
DIMENSIONS: mm		CHK P. RECCE 02DEC2010	
TOLERANCES UNLESS OTHERWISE SPECIFIED:		APVD P. RECCE 02DEC2010	NAME CAGE AND PT CONNECTOR ASSEMBLY, WITH EMI SPRINGS, PRESS FIT, 2X6, STACKED SFP+
0 PLC ±0.10		PRODUCT SPEC 108-2331	SIZE A100779C=2149328
1 PLC ±0.10		APPLICATION SPEC 114-13219	RESTRICTED TO
2 PLC ±0.10		WEIGHT	SCALE 4:1 SHEET 3 OF 4 REV B
3 PLC ±0.10		MATERIAL	
4 PLC ±		FINISH	
ANGLES			
CUSTOMER DRAWING			

LOC	DIST	REV	DATE	BY	APPD
GP	00				

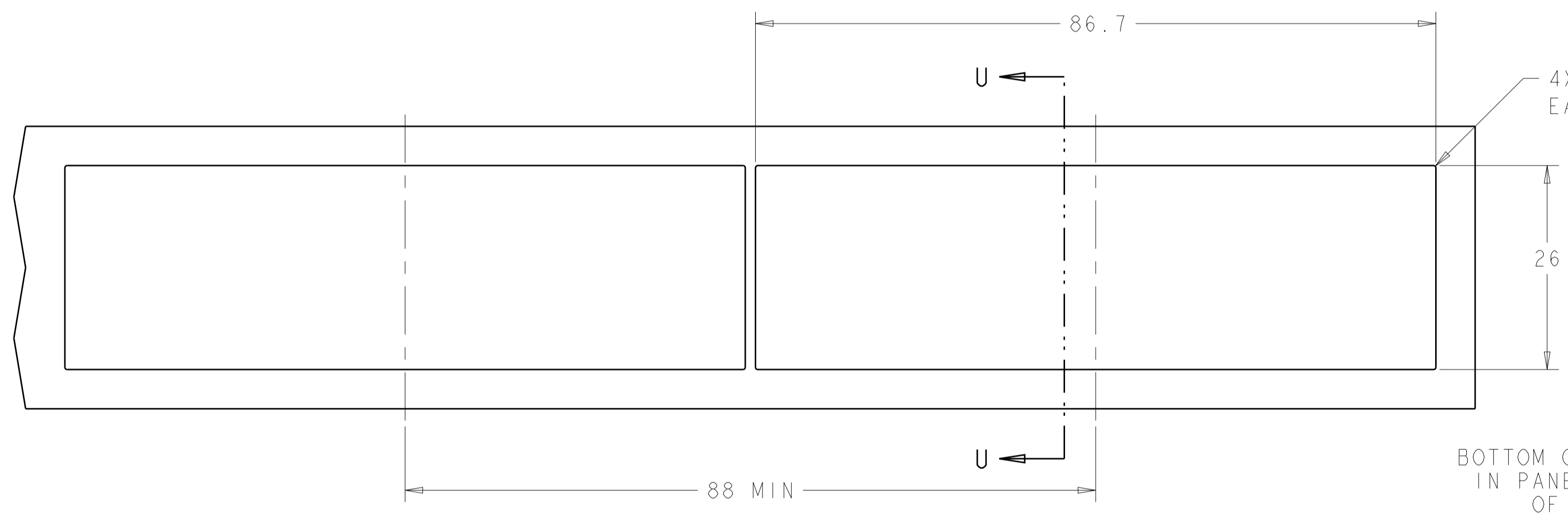
REVISIONS			DATE	BY	APPD
		SEE SHEET 1			



DETAIL F
 6X INDIVIDUALLY
 SCALE 10:1

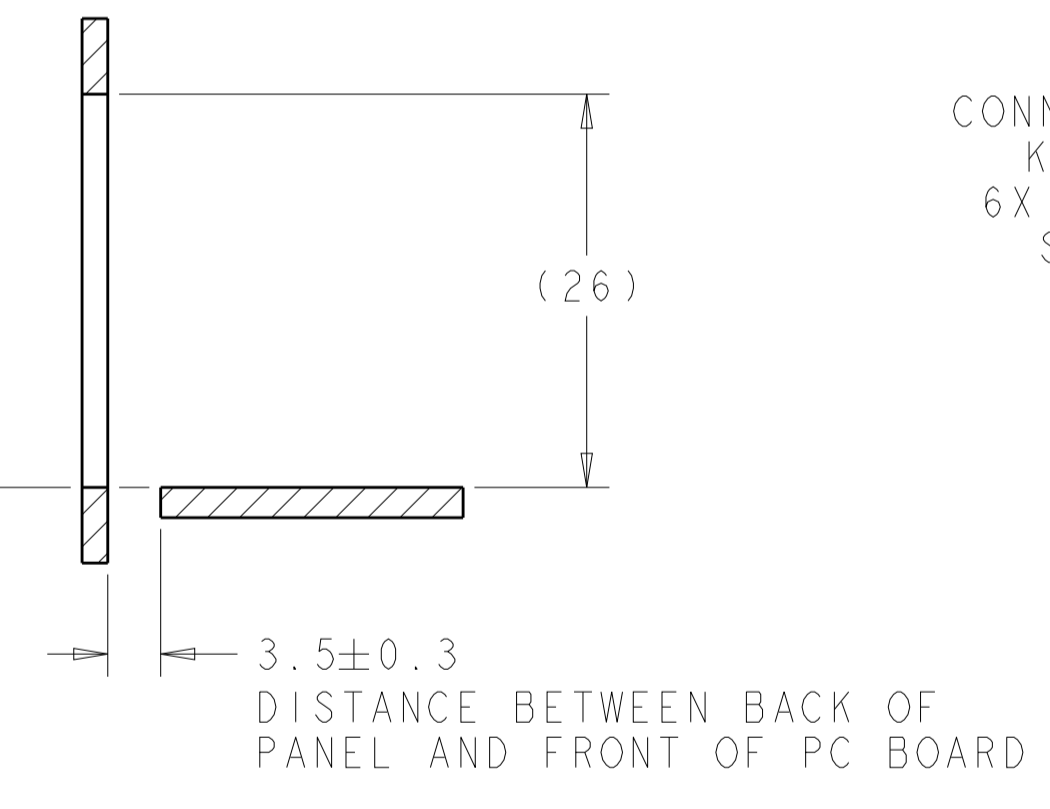


DETAIL G
 CONNECTOR HOUSING
 KEEPOUT ZONE
 6X INDIVIDUALLY
 SCALE 10:1

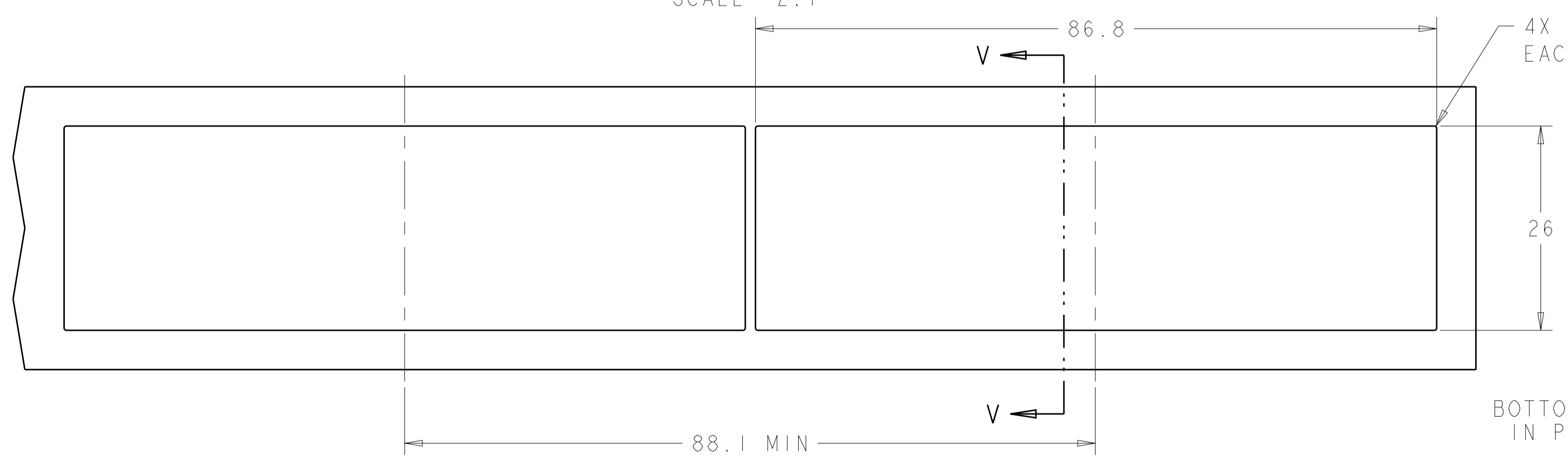


RECOMMENDED PANEL CUTOUT
 AND PC BOARD, PANEL POSITION
 SCALE 2:1

0±0.1
 BOTTOM OF CUTOUT
 IN PANEL TO TOP
 OF PC BOARD

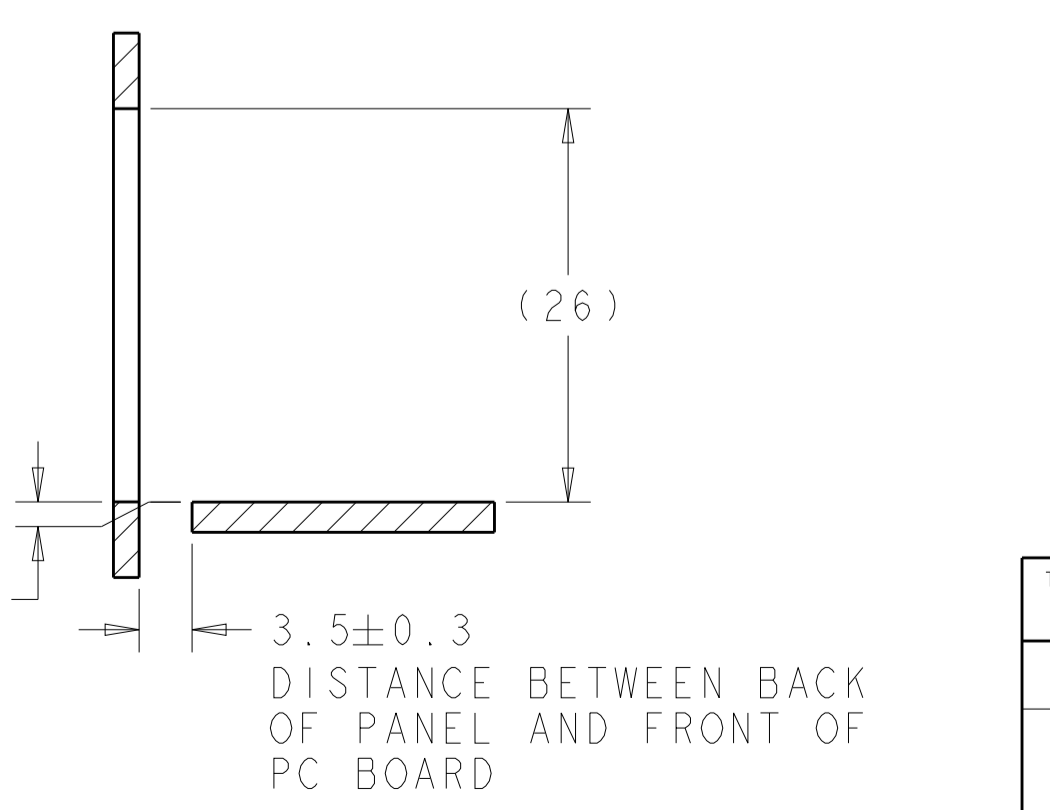


SECTION U-U



ALTERNATE PANEL CUTOUT
 AND PC BOARD, PANEL POSITION
 SCALE 2:1

0.01±0.1
 BOTTOM OF CUTOUT
 IN PANEL TO TOP
 OF PC BOARD



SECTION V-V

THIS DRAWING IS A CONTROLLED DOCUMENT. DIMENSIONING AND TOLERANCING PER ASME Y14.5M-2009.		DWN: C. VALENTINE 02DEC2010 CHK: P. RECCE 02DEC2010 APPD: P. RECCE 02DEC2010	TE Connectivity NAME: CAGE AND PT CONNECTOR ASSEMBLY, WITH EMI SPRINGS, PRESS FIT, 2X6, STACKED SFP+
DIMENSIONS: mm	TOLERANCES UNLESS OTHERWISE SPECIFIED:	PRODUCT SPEC: 108-2331 APPLICATION SPEC: 114-13219	
MATERIAL:	FINISH:	WEIGHT:	SIZE: A100779 CAGE CODE: C=2149328 CUSTOMER DRAWING
SCALE: 4:1			SHEET: 4 OF 4 REV: B