




(1.27 mm) .050"

MOLC-120-01-L-Q-LC



MOLC-135-02-L-Q-LC

MOLC SERIES

QUAD ROW TERMINAL STRIP

SPECIFICATIONS

For complete specifications and recommended PCB layouts see www.samtec.com?MOLC

Insulator Material:
Black Liquid Crystal Polymer
Terminal Material:
Phosphor Bronze

Plating:
Au or Sn over
50 μ" (1.27 μm) Ni

Current Rating:
2.6 A per pin
(1 pin powered per row)

Operating Temp Range:
-55 °C to +125 °C

RoHS Compliant:
Yes

PROCESSING

Lead-Free Solderable:
Yes

SMT Lead Coplanarity:
(0.10 mm) .004" max (20-25)
(0.15 mm) .006" max (30-50)

RECOGNITIONS

For complete scope of recognitions see www.samtec.com/quality



FILE NO. E111594

OTHER SOLUTIONS

- Surface mount design with Tiger Buy™ contacts (see TOLC/SOLC Series)

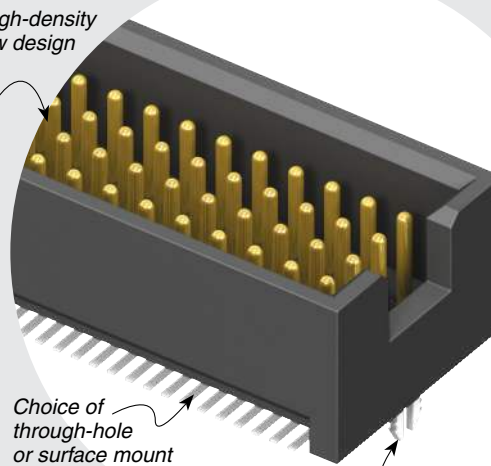
ALSO AVAILABLE (MOQ Required)

- Other sizes
 - Alignment pins
 - Other platings
- Contact Samtec.

Note: Some sizes, styles and options are non-standard, non-returnable.

Mates with:
FOLC

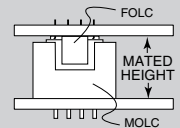
Ultra high-density
four row design



Choice of
through-hole
or surface mount

Locking clip option

APPLICATIONS



LEAD STYLE	MATED HEIGHT*
MOLC FOLC	
-01	(5.97) .235
-11	(7.75) .305
-31	(11.43) .450

*Processing conditions will affect mated height.

MOLC

1

NO. PINS PER ROW

LEAD STYLE

PLATING OPTION

Q

OPTION

20, 25, 30, 35, 40, 45, 50
(Standard sizes)

-X'1
= Through-hole
(Specify from chart)

-02
= Surface Mount

-M1
= Mixed Technology

-L
= 10 μ" (0.25 μm)
Gold on post,
Matte Tin on tail

-LC
= Locking Clip
(Manual placement required)

-P
= Pick & Place Pad
(-02 only)

-TR
= Tape & Reel
(-02 only)

MIXED TECHNOLOGY

(5.59) .220
(3.38) .133

No. of positions x (1.27) .050 + (2.54) .100
No. of positions x (1.27) .050 + (0.76) .030

(3.05) .120
(1.40) .055
(6.35) .250
(1.42) .056

(1.27) .050 TYP
(0.46) .018 DIA TYP
(1.27) .050 TYP

(8.13) .320
(2.59) .102
(0.25) .010
(1.90) .075

(0.64) .025
(0.25) .010 TYP
Through-hole = No. of positions x (1.27) .050 + (1.65) .065
Surface Mount = No. of positions x (1.27) .050 + (1.52) .060

Optional Locking Clip (-LC)

-LC OPTION

(8.26) .325
(2.59) .102
(3.30) .130

SURFACE MOUNT