

UHF RFID Antenna



ARRKP7059-S915B

70.0 x 70.0 x 5.9mm
RoHS/RoHS II Compliant
MSL = 1

FEATURES

- 902 ~ 928 MHz frequency range
- Gain of 4 dBi
- VSWR \leq 2.0
- Easy to install
- RF Cable and Connector
- RoHS Compliant

APPLICATIONS

- Industrial automation
- Smart Cards
- Asset Management
- Manufacturing
- Field Mobility
- Transportation

ELECTRICAL SPECIFICATIONS

Parameters	Min	Typ.	Max.	Units	Note
Center Frequency		915		MHz	
Frequency range	902		928	MHz	
V.S.W.R			2.0		
Bandwidth @-10dB	20			MHz	
Impedence		50		Ω	
Gain (@ Zenith		3.5		dBi	Based on 70×70mm ground plane
Polarization		RHCP			
Axial Ratio	3			dB	
Operating Temperature	-40		+85	°C	10% ~ 95% RH
Storage Temperature	-45		+85	°C	10% ~ 95% RH

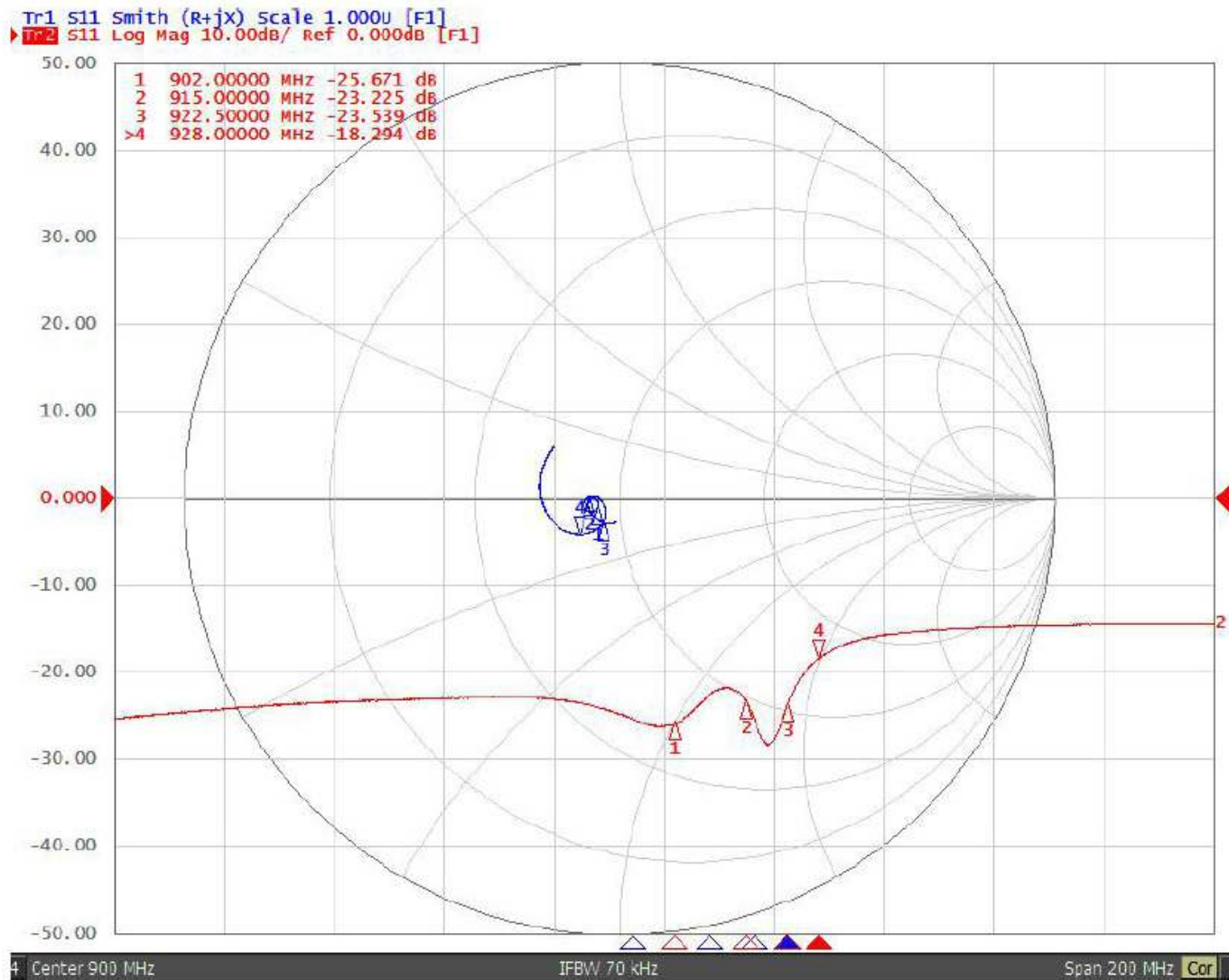
UHF RFID Antenna



ARRKP7059-S915B

70.0 x 70.0 x 5.9mm
RoHS/RoHS II Compliant
MSL = 1

SMITH CHART



UHF RFID Antenna



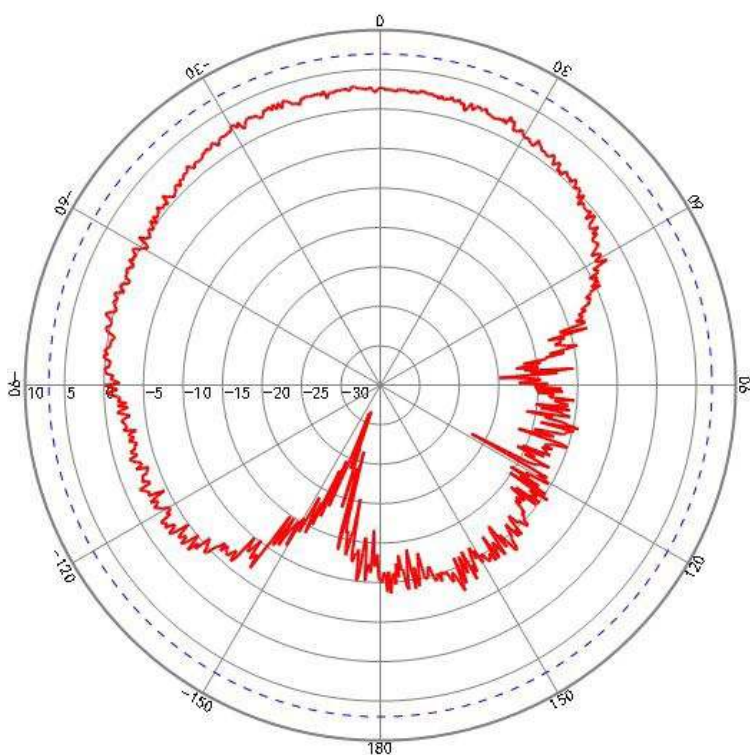
ARRKP7059-S915B

70.0 x 70.0 x 5.9mm
RoHS/RoHS II Compliant
MSL = 1

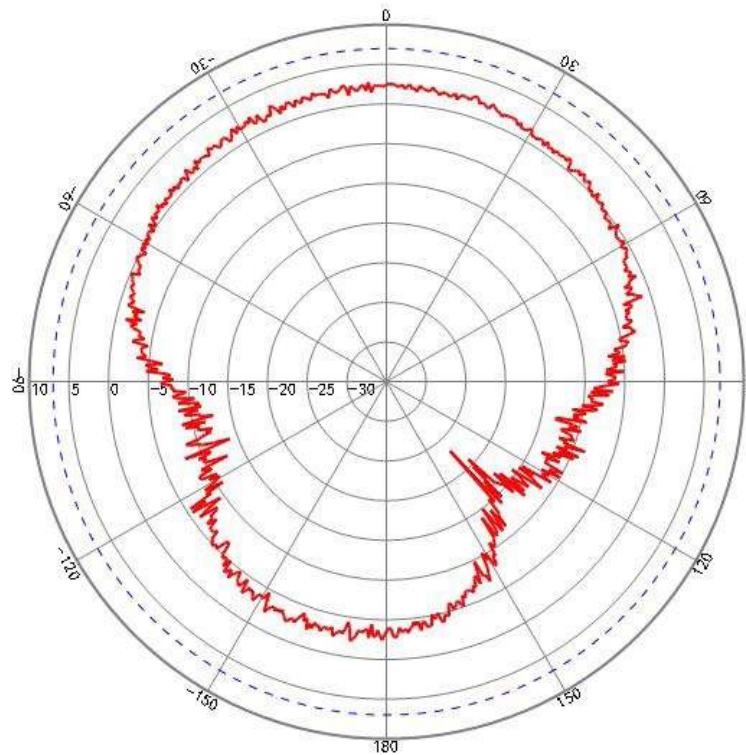
RADIATION PATTERNS

Plane	XZ	YZ	XY
Measurement Angle (deg)	94.37	110.06	0 - 360
Gain (dBi)	3.10	2.80	3.20

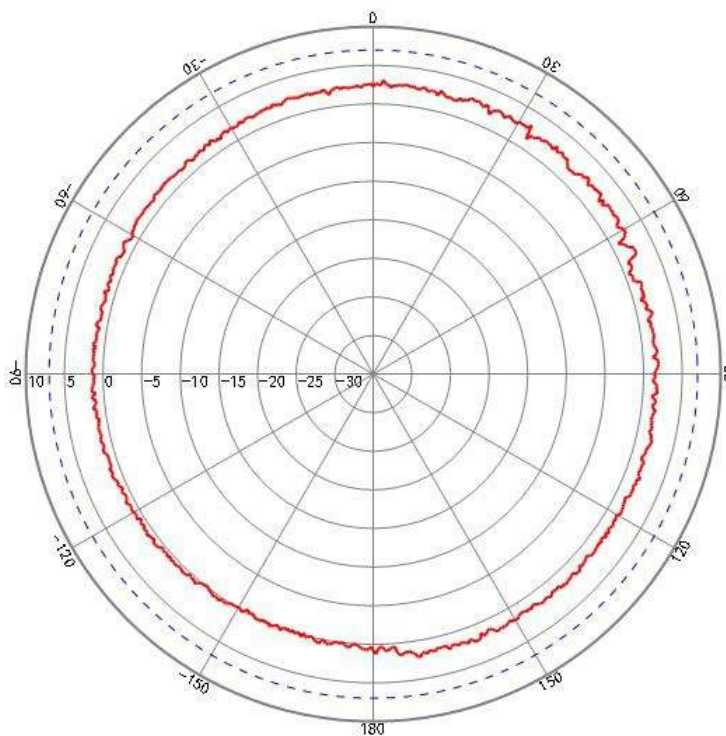
XZ Plane



YZ Plane



XY Plane



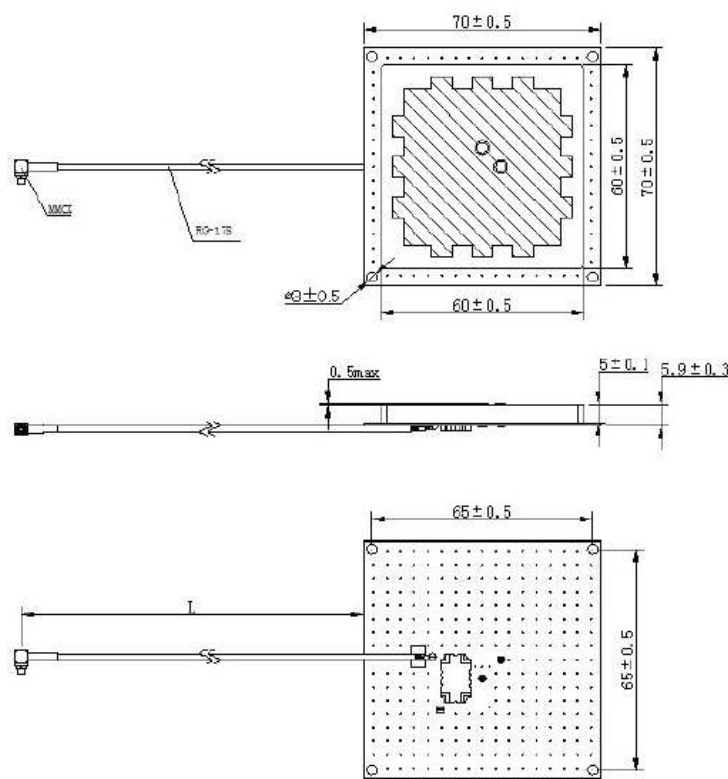
UHF RFID Antenna




ARRKP7059-S915B

70.0 x 70.0 x 5.9mm
RoHS/RoHS II Compliant
MSL = 1

OUTLINE DIMENSIONS



Description	Material
Antenna Type	Dielectric Ceramics 60x60x5.0mm
PCB	FR4, 70 x 70 mm
RF Cable	RG-178, L1=90±2.5mm
RF Connector	MMCX-JW
Thickness	5.9mm Max



Unit: mm

PACKAGING

The carton contains 2 inner boxes each with 18 pcs inside, and the size of each carton. is 38 x 30 x 24cm.

Package Type	Quantity
Inner Box	18
Boxes per carton	2
Total qty per carton	36
Carton Gross weight	4Kg
Carton dimensions	38*30*24cm

CAUTION

1. Do not apply excess mechanical stress to the component body or terminations. Do not attempt to re-form or bend the components as this will cause damage to the component.
2. Do not expose the component to open flame.
3. This specification applies to the functionality of the component as a single unit. Please insure the component is thoroughly evaluated in the application circuit.