

1926736-3 ✓ ACTIVE

MINIPAK

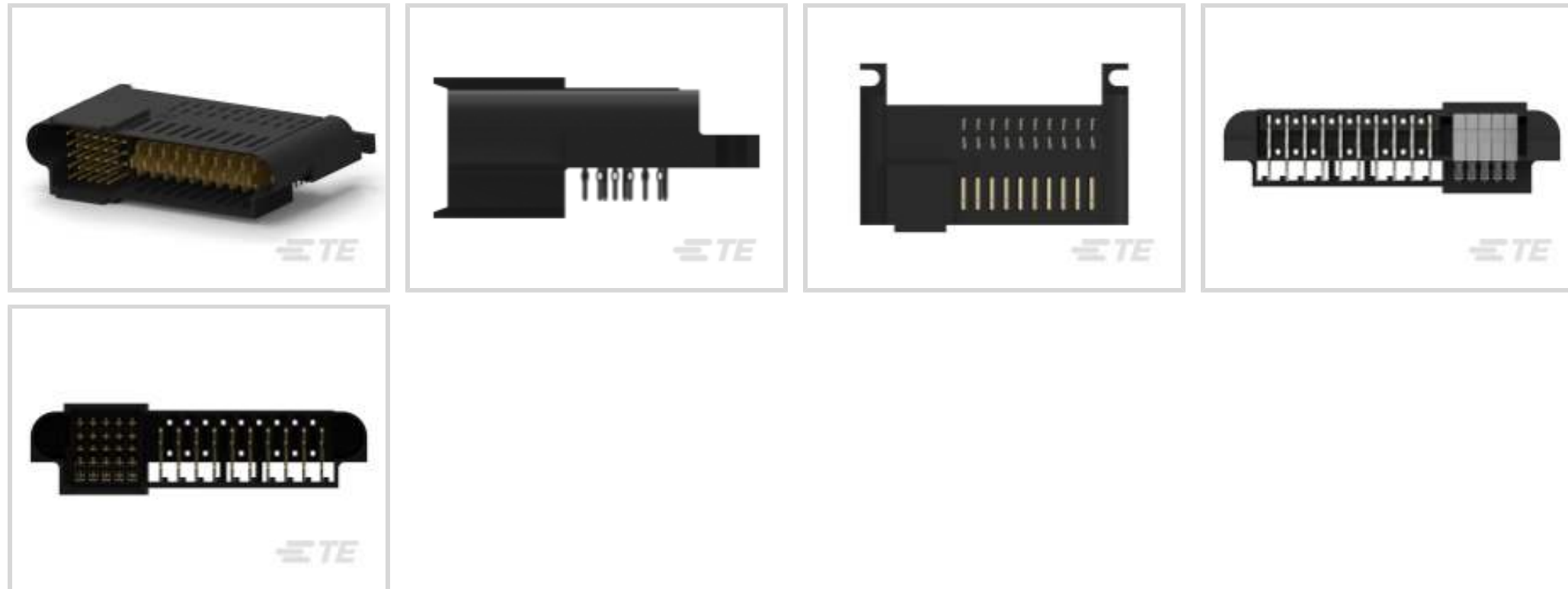
TE Internal #: 1926736-3

Rectangular Power Connectors, Header, Plug, Board-to-Board, 85 Position, 2 mm / 2.75 mm [.079 in / .108 in] Centerline, Printed Circuit Board

[View on TE.com >](#)



Connectors > Power Connectors > Rectangular Power > Rectangular Power Connectors



Rectangular Power Connector Type: **Header**
Connector & Housing Type: **Plug**
Connector System: **Board-to-Board**
Number of Positions: **85**
Centerline (Pitch): **2 mm, 2.75 mm [.079 in, .108 in]**

Features

Product Type Features

Header Type	Fully Shrouded
Rectangular Power Connector Type	Header
Connector & Housing Type	Plug
Connector System	Board-to-Board
Sealable	No
Connector & Contact Terminates To	Printed Circuit Board

Configuration Features

Number of Positions by Circuit Application	25/Signal, 10/DC Power
Mating & Unmating Configuration	Make First / Break Last
Number of Positions	85
PCB Mount Orientation	Right Angle
Number of Power Positions	10
Number of Signal Positions	25
Number of Rows	5



Board-to-Board Configuration

Co-Planar

Electrical Characteristics

Operating Voltage

250 VDC

Contact Features

PCB Contact Termination Area Plating Material Thickness

.5 μm [20 μin]

Contact Underplating Material Thickness

1.27 μm [50 μin]

Contact Mating Area Plating Material

Gold

Contact Shape & Form

Single Beam

Contact Underplating Material

Nickel

Contact Base Material

Copper

Contact Current Rating (Max)

16 A, 17 A

Contact Retention Within Housing

With

Contact Type

Blade, Pin

PCB Contact Termination Area Plating Material

Tin

Contact Mating Area Plating Material Thickness

3 μm , 30 μm [.08 μin][.76 – .84 μin]

Termination Features

Termination Post & Tail Length

3.3 mm[.13 in]

Termination Method to Printed Circuit Board

Through Hole - Press-Fit, Through Hole - Solder

Mechanical Attachment

PCB Mount Alignment Type

Screw Mount

Mating Alignment Type

Passive Guide

Mating Retention

Without

Mating Alignment

With

PCB Mount Alignment

With

PCB Mount Retention

With

PCB Mount Retention Type

Screw Mount

Connector Mounting Type

Board Mount

Housing Features

Centerline (Pitch)

2 mm, 2.75 mm[.079 in][.108 in]

Housing Color

Black

Housing Material

Thermoplastic

Dimensions



Connector Height	8 mm[.315 in]
PCB Thickness (Recommended)	.06 mm[1.4 in]
Product Width	26.5 mm[1.043 in]
Product Length	51.71 mm[2.04 in]
Row-to-Row Spacing	2 mm[.079 in]

Usage Conditions

Operating Temperature Range	-40 – 125 °C[-40 – 257 °F]
-----------------------------	----------------------------

Operation/Application

Circuit Application	Power & Signal
---------------------	----------------

Industry Standards

CSA Rating	Certified
UL Rating	Recognized
Agency/Standard	CSA
Approved Standards	UL E28476
UL Flammability Rating	UL 94V-0
Glow Wire Rating	Standard Part - Not Glow Wire

Packaging Features

Packaging Method	Box
------------------	-----

Product Compliance

[For compliance documentation, visit the product page on TE.com>](#)

EU RoHS Directive 2011/65/EU	Compliant
EU ELV Directive 2000/53/EC	Compliant
China RoHS 2 Directive MIIT Order No 32, 2016	No Restricted Materials Above Threshold
EU REACH Regulation (EC) No. 1907/2006	Current ECHA Candidate List: JUNE 2023 (235) Candidate List Declared Against: JUNE 2023 (235) Does not contain REACH SVHC
Halogen Content	Not Low Halogen - contains Br or Cl > 900 ppm.
Solder Process Capability	Wave solder capable to 265°C

Product Compliance Disclaimer



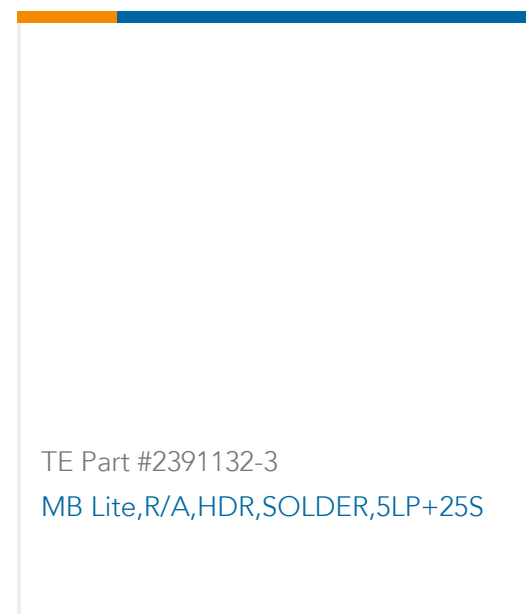
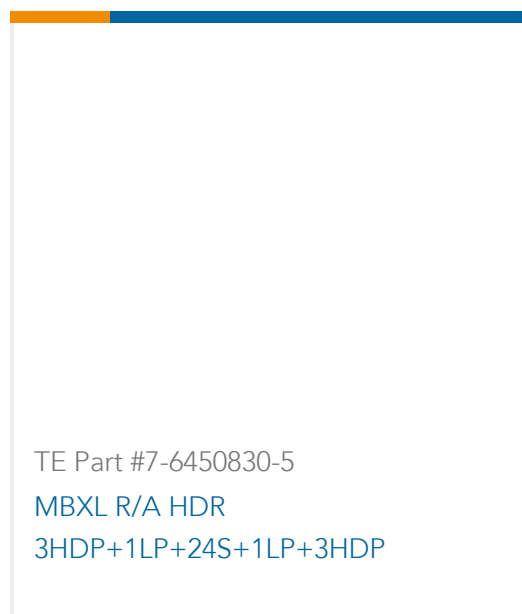
This information is provided based on reasonable inquiry of our suppliers and represents our current actual knowledge based on the information they provided. This information is subject to change. The part numbers that TE has identified as EU RoHS compliant have a maximum concentration of 0.1% by weight in homogenous materials for lead, hexavalent chromium, mercury, PBB, PBDE, DBP, BBP, DEHP, DIBP, and 0.01% for cadmium, or qualify for an exemption to these limits as defined in the Annexes of Directive 2011/65/EU (RoHS2). Finished electrical and electronic equipment products will be CE marked as required by Directive 2011/65/EU. Components may not be CE marked. Additionally, the part numbers that TE has identified as EU ELV compliant have a maximum concentration of 0.1% by weight in homogenous materials for lead, hexavalent chromium, and mercury, and 0.01% for cadmium, or qualify for an exemption to these limits as defined in the Annexes of Directive 2000/53/EC (ELV). Regarding the REACH Regulation, the information TE provides on SVHC in articles for this part number is based on the latest European Chemicals Agency (ECHA) 'Guidance on requirements for substances in articles' posted at this URL: <https://echa.europa.eu/guidance-documents/guidance-on-reach>

Compatible Parts



Customers Also Bought





Documents

Product Drawings

MiniPAK HDL, 25s10p, RA Plug,

English

CAD Files

Customer View Model

[ENG_CVM_CVM_1926736-3_C.2d_dxf.zip](#)

English

3D PDF

3D

Customer View Model

[ENG_CVM_CVM_1926736-3_C.3d_igs.zip](#)

English

Customer View Model

[ENG_CVM_CVM_1926736-3_C.3d_stp.zip](#)

English

By downloading the CAD file I accept and agree to the [Terms and Conditions](#) of use.

Datasheets & Catalog Pages

[2_PIECE_POWER_CONNECTORS_qrg_4-1773458-1](#)

English

Product Specifications

Application Specification

English