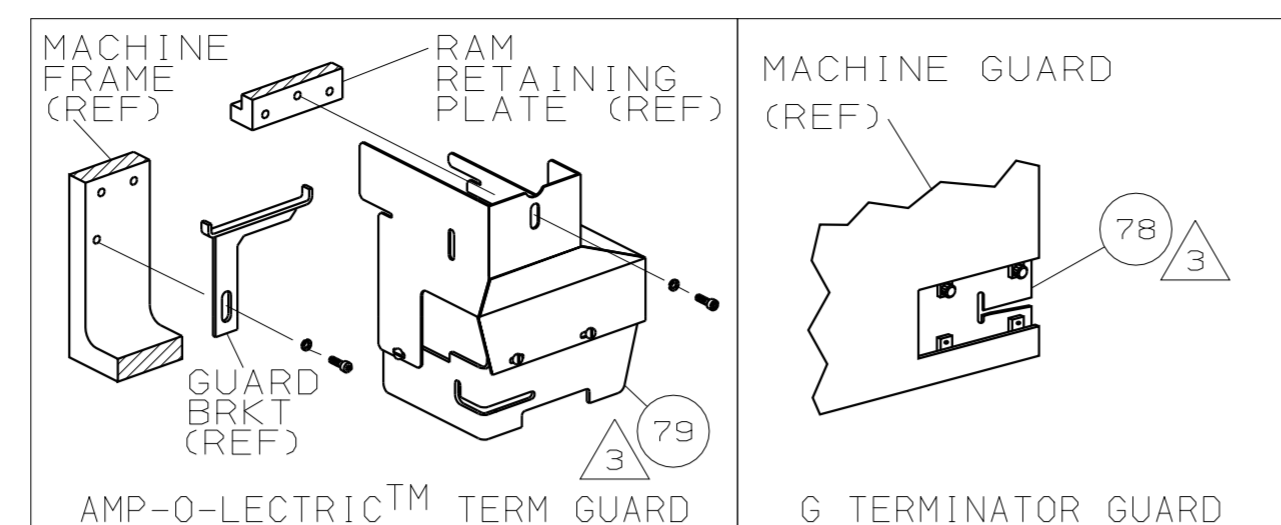
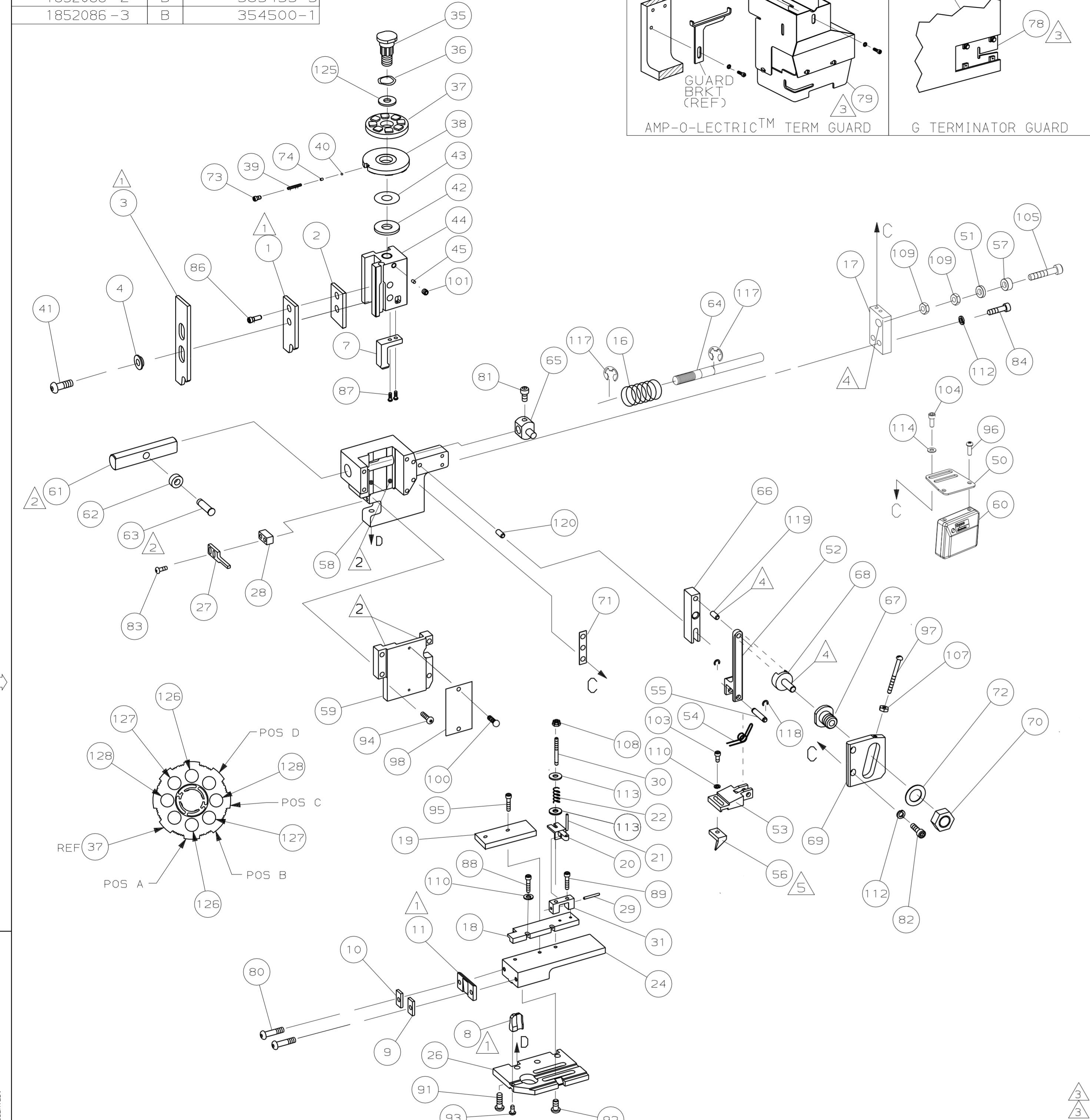


PART NUMBER	REV	FIRST USED
1852086-1	B	122500-1
1852086-2	B	565435-5
1852086-3	B	354500-1



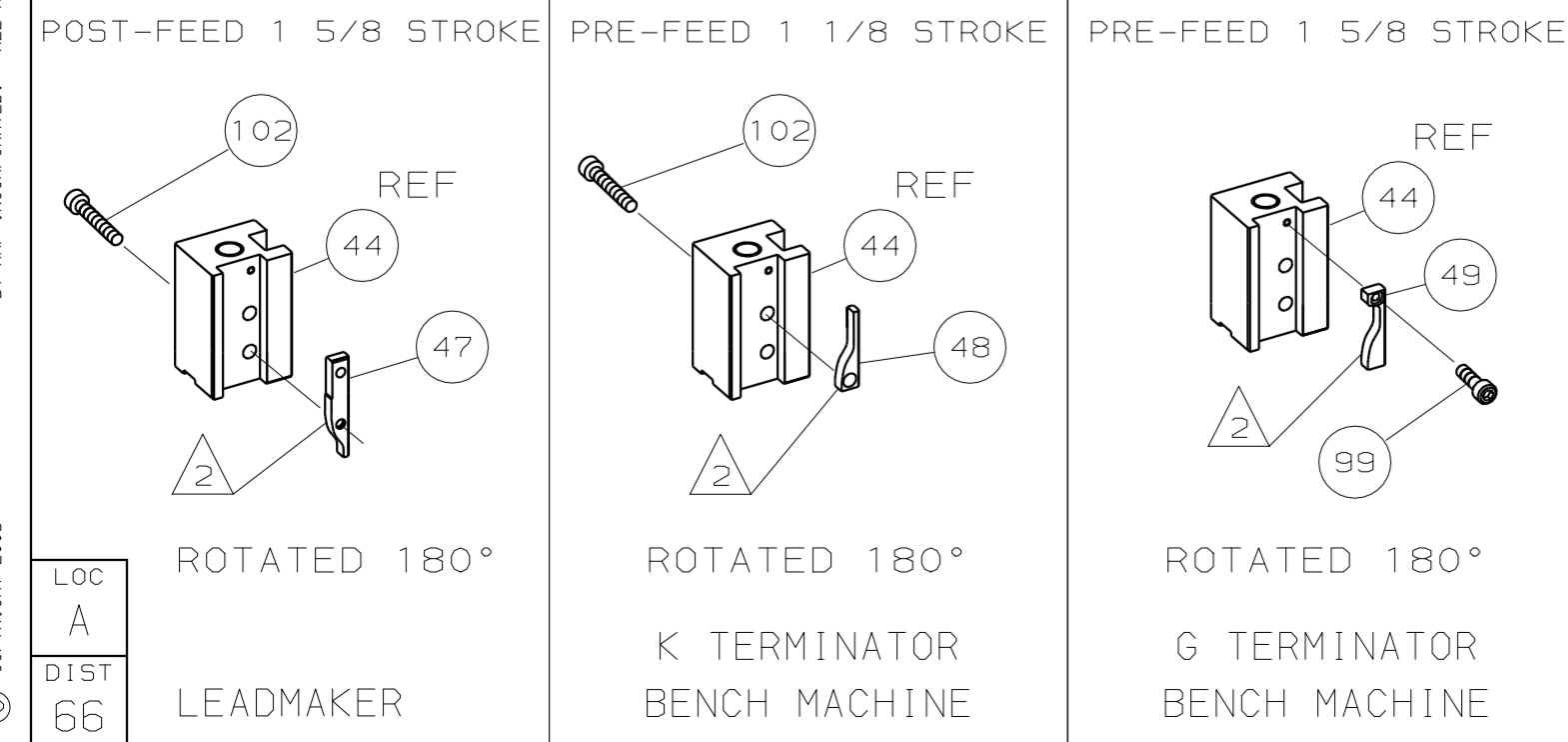
TERMINAL NAME: RECEPTACLE, FASTON™ FLAG, .187 SERIES			
1572746			
CRIMPING DATA			
PAD LTR	CRIMP HEIGHT	WIRE SIZE	
A	.064±.002 [1.60 ±0.05mm]	16	
B	.058±.002 [1.47 ±0.05mm]	18	
C	.054±.002 [1.37 ±0.05mm]	20	
D	NOT	USED	
CRIMP	SIZE	TYPE	RANGE
WIRE	.090 [2.29mm]	F	20-16
INSUL	.130 [3.30mm]	C	∅.090-.130

-1 LEADMAKER & MECH POST FEED		MECH PRE FEED		
-2 BENCH MODEL K		MECH PRE FEED		
-3 BENCH MODEL G		MECH PRE FEED		
1	1	1	- A 22594-8 NUT, HEX 70	
1	1	1	- B 240628-1 PLATE, ADJ 69	
1	1	1	- B 240626-1 SHAFT, PIVOT 68	
1	1	1	- B 240633-1 BUSHING 67	
1	1	1	- A 455680-1 LEVER, INTERMEDIATE 66	
1	1	1	- B 240629-1 BLOCK, PIVOT 65	
1	1	1	- A 1804311-1 SCR, ADJ 64	
1	1	1	- B 240659-3 PIN, CAM ROLLER 63	
1	1	1	- B 240658-1 CAM, ROLLER 62	
1	1	1	- B 454398-1 ROD, FEED 61	
1	1	1	- A 1804300-1 APPLICATOR COUNTER ASSEMBLY 60	
1	1	1	- C 454220-9 CAP, RAM 59	
1	1	1	- D 453736-5 HOUSING 58	
1	1	1	- A3 1804299-1 SPACER, MAGNET 57	
1	1	1	- B 224716-1 PAWL, FEED 56	
1	1	1	- B 240624-1 PIN, FEED FINGER 55	
1	1	1	- B 691499-1 SPRING, FEED FINGER 54	
1	1	1	- B 690541-1 HOLDER, FEED FINGER 53	
1	1	1	- B 455679-2 LEVER, TERMINAL 52	
1	1	1	- A 1804310-1 MAGNET, RING 51	
1	1	1	- A 1804303-1 BRACKET, COUNTER MOUNTING 50	
1	-	-	- B 453991-1 CAM, PRE-FEED 1 5/8 ST 49	
-	1	-	- B 690696-1 CAM, PRE-FEED 1 1/8 ST 48	
-	-	1	- B 238015-1 CAM, POST-FEED 1 5/8 ST 47	
-	-	-	-	46
1	1	1	- A 690191-1 PLUG, NYLON 45	
1	1	1	- C 691533-2 RAM 44	
1	1	1	- A 690125-1 WASHER, LAMINATED 43	
1	1	1	- A 690124-1 WASHER, RAM 42	
1	1	1	- A 3-21002-6 BOLT, CRIMPER (1/4-20x.88) 41	
1	1	1	- A 23241-6 BALL, STEEL 40	
1	1	1	- A 690170-1 SPRING, COMPRESSION 39	
1	1	1	- C 1-690142-2 DISC, INSULATION 38	
1	1	1	- D 354777-1 WIRE DISC, PLASTIC 37	
1	1	1	- A 22480-5 WASHER, SPRING 36	
1	1	1	- B 690212-1 POST, RAM 35	
-	-	-	-	34
-	-	-	-	33
-	-	-	-	32
1	1	1	- C 454569-1 MOUNT, DRAG 31	
1	1	1	- A 1-22354-8 DRAG, STUD 30	
1	1	1	- A 21030-2 PIN, MOUNT, DRAG 29	
1	1	1	- B 1-690451-2 SPACER, STRIPPER 28	
1	1	1	- A 468281-1 STRIPPER 27	
1	1	1	- C 455676-6 PLATE, BASE 26	
-	-	-	-	25
1	1	1	- B 1901108-1 PLATE, STRIP GUIDE 24	
-	-	-	-	23
1	1	1	- A 3-22282-1 SPRING, DRAG 22	
1	1	1	- A 21030-6 LEVER, DRAG 21	
1	1	1	- A 454570-1 DRAG, STOCK 20	
1	1	1	- B 1901107-1 GUIDE, STRIP (REAR) 19	
1	1	1	- C 1901110-1 GUIDE, STRIP (FRONT) 18	
1	1	1	- A 1804305-2 GUIDE, FEED ROD 17	
1	1	1	- A 4-22284-9 SPRING, FEED RETURN 16	
-	-	-	-	15
-	-	-	-	14
-	-	-	-	13
-	-	-	-	12
1	1	1	- B 240833-2 PLATE, REAR SHEAR 11	
1	1	1	- C 5-240645-4 SPACER, SHEAR PLATE 10	
1	1	1	- B 1901109-1 SUPPORT, TERMINAL 9	
1	1	1	- D 815969-3 ANVIL 8	
1	1	1	- B 1214683-5 BLADE, SLUG 7	
-	-	-	-	6
-	-	-	-	5
1	1	1	- B 690574-6 SPACER, BLOCK CRIMPER 4	
1	1	1	- C 1213069-3 CRIMPER, INSULATION 3	
1	1	1	- B 1901114-1 CRIMPER, SPACER 2	
1	1	1	- C 1901111-1 CRIMPER, WIRE 1	



QTY	RECD	PER	ASSY	PART NO	DESCRIPTION	ITEM NO
2	2	2	-	C	2-354779-0	PIN, WIRE DISC (.3090) C 129
2	2	2	-	C	1-354779-1	PIN, WIRE DISC (.3045) B 127
2	2	2	-	C	9-354778-7	PIN, WIRE DISC (.2980) A 126
1	1	1	-	A	986950-1	WASHER, FLAT PRECISION 125
1	1	1	-	A	217238-1	GENERAL INSTRUCTION PACKAGE 124
1	1	1	-	-	4088039	EF APPL INST 408-8039 123
-	-	-	-	-	-	122
-	-	-	-	-	-	121
1	1	1	-	A	1-21030-7	PIN, DOWEL (∅.187x1.50) HSG 120
1	1	1	-	A	1-21030-1	PIN, DOWEL (∅.187x.50) LEVER 119
2	2	2	-	A	21045-3	RING, RET "C" (∅.187) FD PIN 118
2	2	2	-	A	1-21046-6	RING, RETAINING, EXT (5/16) FD ADJ ROD 117
-	-	-	-	-	-	116
-	-	-	-	-	-	115
2	2	2	-	A	18028-2	WASHER, FLAT (M4) COUNTER 114
2	2	2	-	A	21899-2	WASHER, FLAT (#10) 113
4	4	4	-	A	21024-5	WASHER, LOCK (NO.10) FD ROD GDE 112
-	-	-	-	-	-	111
3	3	3	-	A	21024-4	WASHER, LOCK (NO.8) ST GDE 110
2	2	2	-	A	22593-1	NUT, HEX (1/4-20) MAGNET 109
1	1	1	-	A	21022-3	NUT, HEX SL (10-32) DRAG STUD 108
1	1	1	-	A	21018-5	NUT, HEX (6-32) FD ADJ PL 107
-	-	-	-	-	-	106
1	1	1	-	A	3-21081-3	SCR, SHC (1/4-20x1.25) MAGNET 105
2	2	2	-	A	9-21000-9	SCR, SHC (8-32x.44) COUNTER 104
1	1	1	-	A	2-22603-1	SCR, HEX HD (8-32x.38) FEED FINGER 103
1	1	1	-	A	3-21000-9	SCR, SHC (10-32x1.00) CAM 102
1	1	1	-	A	21009-2	SCR, SKT SET (1/4-20x.25) RAM 101
2	2	2	-	A	21017-2	SCR, DRIVE (#2x.19) ID PLATE 100
1	1	1	-	A	1-21002-7	SCR, BHC (6-32x.38) CAM 99
1	1	1	-	B	461264-1	PLATE, IDENTIFICATION 98
1	1	1	-	A	6-23715-5	SCR, PAN HD (6-32x1.50) FEED ADJ 97
2	2	2	-	A	994991-5	SCR, OVAL HD (M4X12) COUNTER 96
2	2	2	-	A	2-21002-1	SCR, BHC (8-32x.38) REAR ST GD 95
4	4	4	-	A	2-21002-9	SCR, BHC (10-32x.75) HSG CAP 94
1	1	1	-	A	22733-8	SCR, BHC (8-32x.38) ANVIL 93
4	4	4	-	A	3-21002-3	SCR, BHC (1/4-20x.50) ST GD PL 92
3	3	3	-	A	2-22733-8	SCR, BHC (1/4-20x.62) BASE PL 91
-	-	-	-	-	-	90
2	2	2	-	A	2-21000-8	SCR, SHC (8-32x.62) DRAG MOUNT 89
2	2	2	-	A	2-21000-9	SCR, SHC (8-32x.75) STRIP GUIDE 88
2	2	2	-	A	1-21002-8	SCR, BSHC (6-32x.50) SLUG BLADE 87
1	1	1	-	A	2-21000-6	SCR, SHC (8-32x.38) CRIMPER 86
-	-	-	-	-	-	85
2	2	2	-	A	3-21000-7	SCR, SHC (10-32x.75) FEED ROD GDE 84
2	2	2	-	A	2-21002-2	SCR, BHC (10-32x.50) STRIPPER 83
2	2	2	-	A	3-21000-6	SCR, SHC (10-32x.62) FEED ADJ PL 82
1	1	1	-	A	3-21000-4	SCR, SHC (10-32x.38) PIVOT BLOCK 81
2	2	2	-	A	3-21000-9	SCR, BHC (10-32x1.00) SHEAR PL 80
-	REF	-	-	A	455745-1	GUARD, WINDOW 79
REF	-	-	-	A	679532-1	INSERT, GUARD 78
-	-	-	-	-	-	77
-	-	-	-	-	-	76
-	-	-	-	-	-	75
1	1	1	-	A	690603-1	SPRING, ASSIST 74
1	1	1	-	A	23030-1	SCR, SKT CAP (6-32x.25) CP DSC 73
1	1	1	-	A	458109-1	WASHER, FLAT (SPECIAL) 72
1	1	1	-	A	690517-1	SPACER 71
-	-	-	-	-	-	70
-	-	-	-	-	-	69
-	-	-	-	-	-	68
-	-	-	-	-	-	67
-	-	-	-	-	-	66
-	-	-	-	-	-	65
-	-	-	-	-	-	64
-	-	-	-	-	-	63
-	-	-	-	-	-	62
-	-	-	-	-	-	61
-	-	-	-	-	-	60
-	-	-	-	-	-	59
-	-	-	-	-	-	58
-	-	-	-	-	-	57
-	-	-	-	-	-	56
-	-	-	-	-	-	55
-	-	-	-	-	-	54
-	-	-	-	-	-	53
-	-	-	-	-	-	52
-	-	-	-	-	-	51
-	-	-	-	-	-	50
-	-	-	-	-	-	49
-	-	-	-	-	-	48
-	-	-	-	-	-	47
-	-	-	-	-	-	46
-	-	-	-	-	-	45
-	-	-	-	-	-	44
-	-	-	-	-	-	43
-	-	-	-	-	-	42
-	-	-	-	-	-	41
-	-	-	-	-	-	40
-	-	-	-	-	-	39
-	-	-	-	-	-	38
-	-	-	-	-	-	37
-	-	-	-	-	-	36
-	-	-	-	-	-	35
-	-	-	-	-	-	34
-	-	-	-	-	-	33
-	-	-	-	-	-	32
-	-	-	-	-	-	31
-	-	-	-	-	-	30
-	-	-	-	-	-	29
-	-	-	-	-	-	28
-	-	-	-	-	-	27
-	-	-	-	-	-	26
-	-	-	-	-	-	25
-	-	-	-	-	-	24
-	-	-	-	-	-	23
-	-	-	-	-	-	22
-	-	-	-	-	-	21
-	-	-	-	-	-	20
-	-	-	-	-	-	19
-	-	-	-	-	-	18
-	-	-	-	-	-	17
-	-	-	-	-	-	16
-	-	-	-	-	-	15
-	-	-	-	-	-	14
-	-	-	-	-	-	13
-	-	-	-	-	-	12
-	-	-	-	-	-	11
-	-	-	-	-	-	10
-	-	-	-	-	-	9
-	-	-	-	-	-	8
-	-	-	-	-	-	7
-	-	-	-	-	-	6
-	-	-	-	-	-	5
-	-	-	-	-	-	4
-	-	-	-	-	-	3
-	-	-	-	-	-	2
-	-	-	-	-	-	1

- 1 RECOMMENDED SPARE PARTS.
- 2 GREASE LIGHTLY.
- 3 GUARD MUST BE IN PLACE WHEN OPERATING APPLICATOR IN A BENCH MACHINE.
- 4 LUBRICATE DAILY USING NO. 20 MACHINE OIL.
- 5 POSITION FEED FINGER TO FEED TERMINAL AWAY FROM SLUG BLADE.



LOC A
D1ST 66
ROTATED 180°
LEADMAKER

ROTATED 180°
K TERMINATOR BENCH MACHINE

ROTATED 180°
G TERMINATOR BENCH MACHINE

THIS DRAWING IS A CONTROLLED DOCUMENT.

RELEASED FOR PUBLICATION
 BY AMP INCORPORATED. ALL RIGHTS RESERVED.
 OCT 11, 2005
 THIS DRAWING IS UNRELEASED
 COPYRIGHT 2005

DIMENSIONS IN INCHES. DO NOT SCALE PRINT.
 TOLERANCES UNLESS OTHERWISE SPECIFIED:
 2 PLC DEC ±
 3 PLC DEC ±
 4 PLC DEC ±
 ANGLES ±
 SURF TEXTURE: ✓
 REMOVE BURRS, BREAK SHARP EDGES R.015 MAX

MATL - HT TR - FIN -

DR K.STAKEM 25AUG05 APP T.ELBIN 25AUG05
 CHK 110CT05 G.BAILEY REL 110CT05 R.KNEPPER

AMP AMP Incorporated Harrisburg, PA 17105-3608

NAME END FEED HDM APPLICATOR MACHINE REF MINI APPL
 SCALE - DWG NO 1852086 SHEET 1 OF 1 REV B

CAGE CODE 00779 CUSTOMER AND ASSEMBLY DRAWING RESTRICTED TO