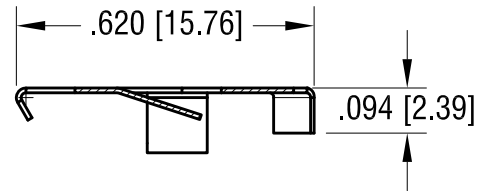
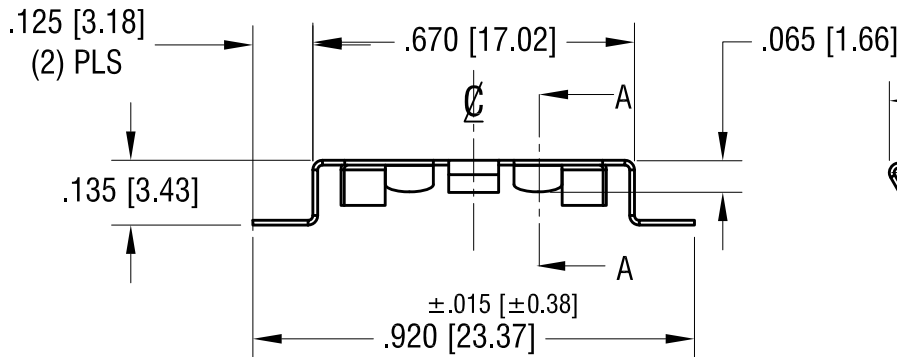
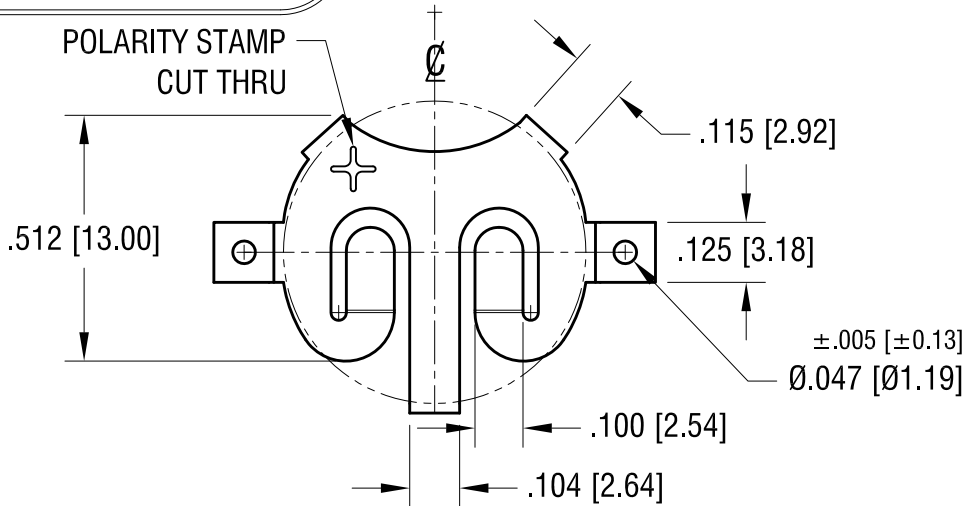
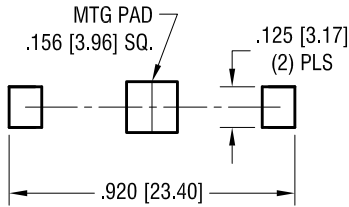


THIS DOCUMENT IS THE PROPERTY OF KEYSTONE ELECTRONICS CORP. AND SHALL NOT BE REPRODUCED, DISTRIBUTED OR USED AS A BASIS FOR MANUFACTURE WITHOUT PRIOR WRITTEN PERMISSION FROM KEYSTONE ELECTRONICS CORP.

ACTUAL SIZE



MTG LAYOUT



SECTION A-A

NOTE:

1. NO DISLODGMET OF THE CELL OR DAMAGE TO RETAINER WITH THE FOLLOWING TESTS:
 - a) INTEGRITY VIBRATION TEST PER MIL-STD-810G METHOD 516.6
 - b) SHOCK TEST PET MIL-STD-810G METHOD 516.6
 - c) BENCH HANDLING SHOCK TEST PER MIL-STD 810G METHOD 516.6
 - d) TRANSIT DROP TEST PER MIL-STD 810G METHOD 516.6

3.30.20	ADDED NOTE 1. CHANGE AS PER ECN 20-031	B
5.13.19	REMOVE DIMPLES CHANGE AS PER ECN 19-051	A
DATE	DESCRIPTION	REV.

KEYSTONE ELECTRONICS CORP.			
www.keyelco.com • NEW HYDE PARK, NY 11040 • Tel (516) 328-7500			
PART NAME 1632 COIN CELL SM RETAINER			
MATERIAL .010 [0.25] TH'K PHOSPHOR BRONZE			
FINISH TIN NICKEL PLATE		DRN BY NT	DATE 9.19.18
		APP'D LN	SCALE 2.5X
TOLERANCES INCH [MM]	CODE	DWG NO.	
DECIMAL ±.010 [±0.25]	C	2896	
ANGULAR ± 1° UNLESS OTHERWISE SPECIFIED			