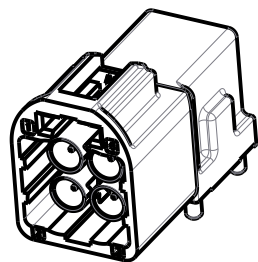


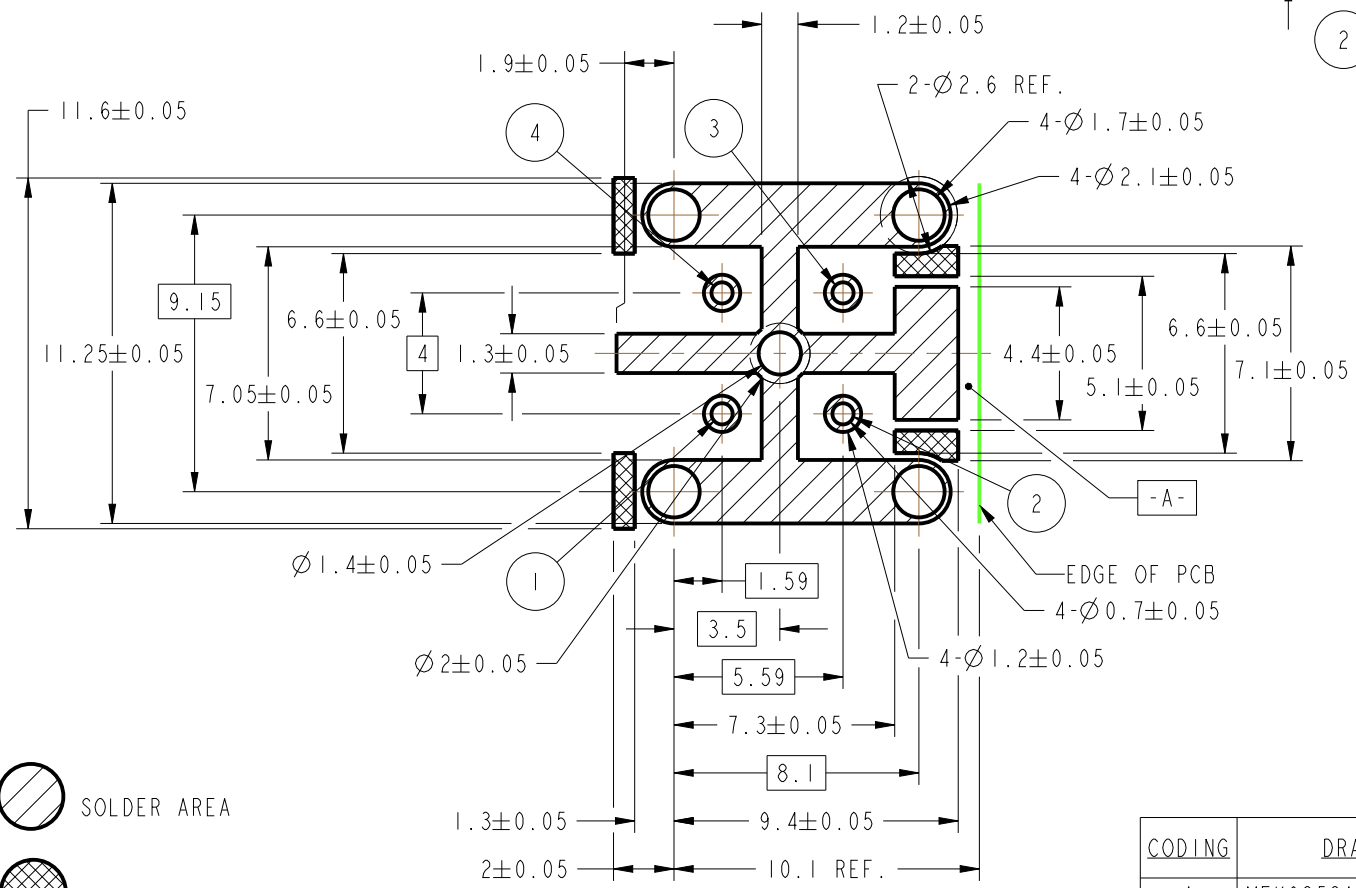
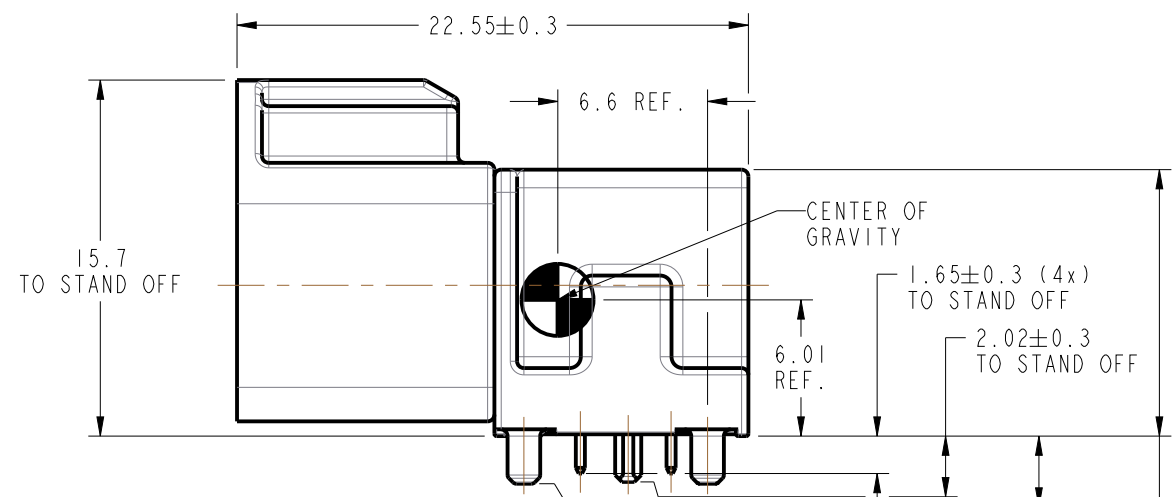
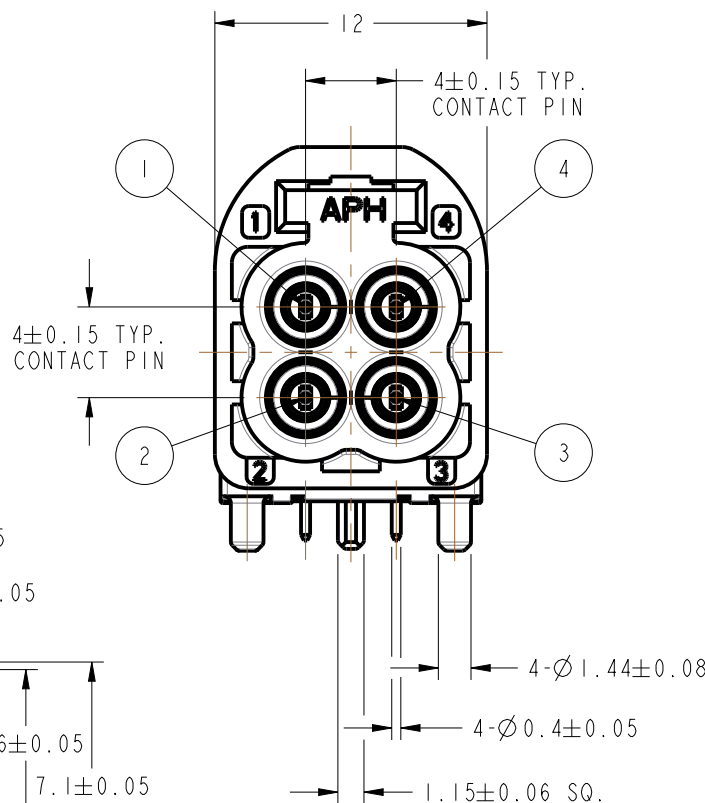
NOTES:

- MATERIALS AND FINISHES(PLATING THICKNESS IN MICRO-INCHES):
 MAIN BODY - ZINC ALLOY, MATTE TIN PLATED
 INNER BODY - BRASS, MATTE TIN PLATED
 CONTACT PIN - COPPER NICKEL ALLOY, GOLD PLATED 30 MIN. THICK AT MATING AREA, MATTE TIN PLATED AT SOLDER AREA
 INSULATOR - LCP, NATURAL
 COVER - BRASS, MATTE TIN PLATED
 HOUSING - PA4T, SEE TABLE BELOW FOR KEY CODES & COLORS
- ELECTRICAL:
 A. IMPEDANCE: 50 OHM, NOMINAL
 B. FREQUENCY RANGE: DC - 9 GHz
 C. VSWR(RETURN LOSS): 1.12 (-25dB) MAX. @ DC TO 3 GHz
 1.22 (-20dB) MAX. @ 3 GHz TO 6 GHz
 1.67 (-12dB) MAX. @ 6 GHz TO 9 GHz
 D. DIELECTRIC WITHSTANDING VOLTAGE: 800 VRMS, MIN.
- MECHANICAL:
 A. DURABILITY: 25 CYCLES MIN.
 B. TEMPERATURE RANGE: -40° C TO +105° C
 C. LATCH RETENTION FORCE: 110N MIN.
- PACKAGING:
 A. PACKAGE IN TAPE AND REEL
 B. QUANTITY: 200 PCS/ REEL

REVISIONS				
REV	DESCRIPTION	DATE	ECN	APPR
A	RELEASE TO MFG.	25-Aug-20		SH
B	SYNC WITH NA	09-DEC-20	15447	KCE



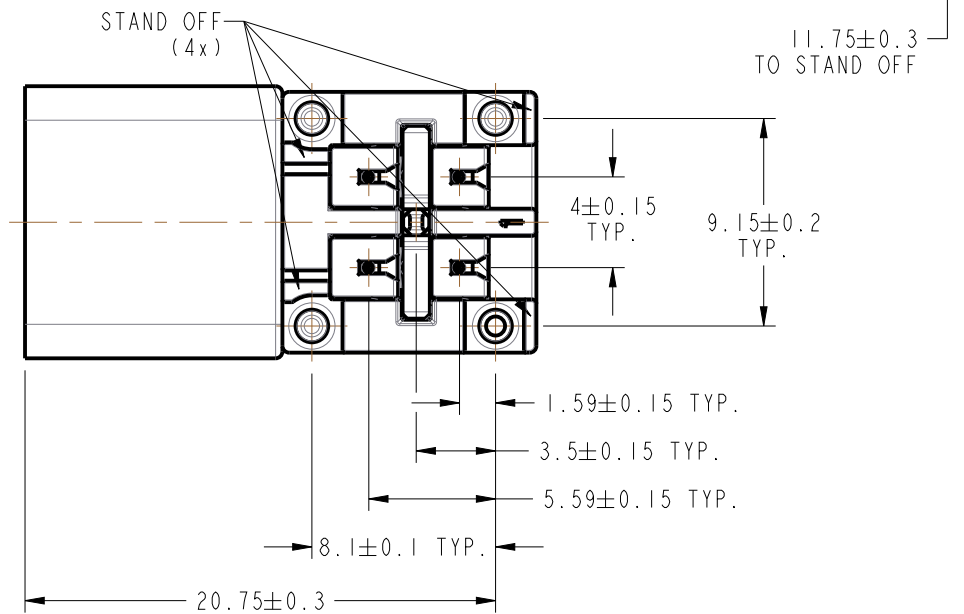
SCALE 1.500



- SOLDER AREA
- STAND OFF AREA, FREE OF SOLDER

SCALE 3.000
 RECOMMENDED MOUNTING HOLE DIMENSIONS
 ⌀ 0.05 (9x)

CODING	DRAWING NO.	PART NO.	COLOR	RAL NO.
A	MFK0252AW-002-TL30G-50	FM4-NARP-PCB-I	JET BLACK	9005
B	MFK0252BW-002-TL30G-50	FM4-NBRP-PCB-I	CREAM	9001
C	MFK0252CW-002-TL30G-50	FM4-NCRP-PCB-I	SIGNAL BLUE	5005
D	MFK0252DW-002-TL30G-50	FM4-NDRP-PCB-I	CLARET VIOLET	4004
E	MFK0252EW-002-TL30G-50	FM4-NERP-PCB-I	LEAF GREEN	6002
F	MFK0252FW-002-TL30G-50	FM4-NFRP-PCB-I	NUT BROWN	8011
Z	MFK0252ZW-002-TL30G-50	FM4-NZRP-PCB-I	WATER BLUE	5021



CONFIGURATION CONTROL:
 NO CHANGES PERMITTED TO DRAWING WITHOUT
 PPOP QUALIFIED CUSTOMER APPROVAL

CUSTOMER OUTLINE DRAWING
 ALL OTHER SHEETS ARE FOR INTERNAL USE ONLY

NOTICE: These drawings, specifications, or other data (1) are, and remain the property of Amphenol corp. (2) must be returned upon request; and (3) are confidential and not to be disclosed to any person other than those to whom they are given by Amphenol Corp. The furnishing of these drawings, specifications, or other data by Amphenol Corp., or to any other person to anyone for any purpose is not to be regarded by implication or otherwise in any manner licensing, granting rights to permitting such holder or any other person to manufacture, use or sell any product, process or design, patented or otherwise, that may in any way be related to or disclosed by said drawings, specifications, or other data.

UNLESS OTHERWISE SPECIFIED
 DIMENSIONS ARE METRIC (INCHES) AND TOLERANCES ARE:
 <0.5mm = ±0.05mm [-0.020 = ±0.002]
 >0.5 - 6mm = ±0.1mm [0.020 - 0.236 = ±0.004]
 >6.00 - 30mm = ±0.2mm [0.236 - 1.181 = ±0.008]
 >30.00 - 120mm = ±0.3mm [1.181 - 4.725 = ±0.012]

ANGLES = ±1°

MATERIAL
 ENGINEER TANGOR.DENG

TITLE
 MINI FAKRA R/A PCB
 MOUNT PLUG, QUAD

DATE 18-Aug-20

SHEET NO. 3 OF 3
 SCALE: 3.0:1.0

Amphenol RF

SIZE	DRAWING NO. MFK0252XX-002-TL30G-50	REV
	ITEM NO. MK0252ABX00WUSF	B
	PART NO. FM4-NXRP-PCB-1	