

Customer Information Sheet

DRAWING No.: M80-815XXXX

SHEET 2 OF 2

IF IN DOUBT - ASK

©

NOT TO SCALE

THIRD ANGLE PROJECTION

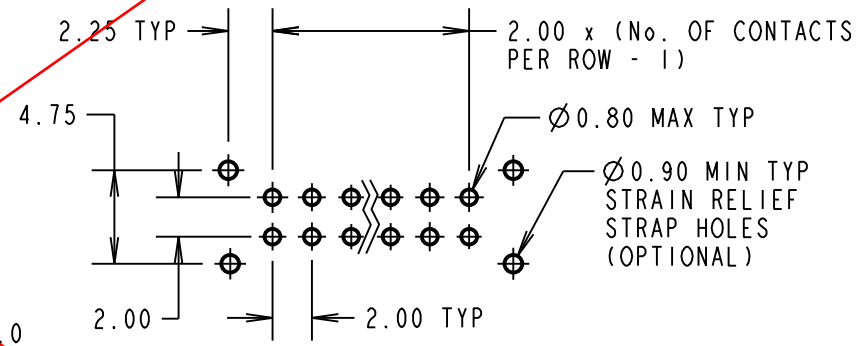
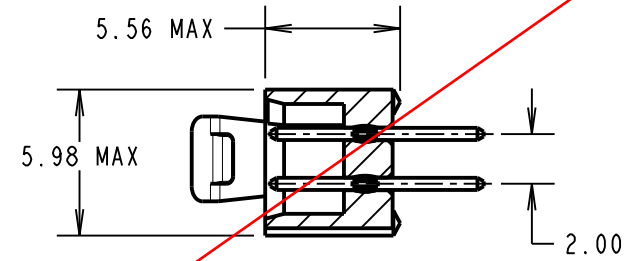
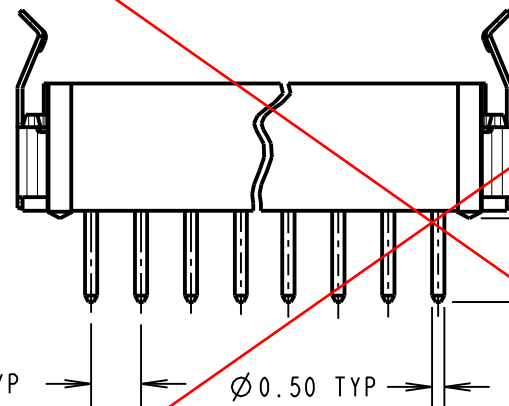
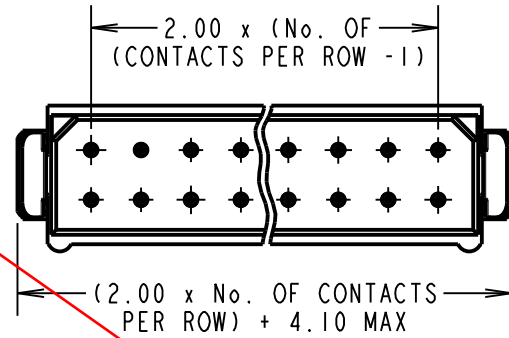
ALL DIMENSIONS IN mm

SPECIFICATIONS:

MATERIAL:
 MOULDING = GLASS-FILLED POLYESTER,
 UL94V-0, BLACK
 CONTACTS = PHOSPHOR BRONZE
 LATCHES = BERYLLIUM COPPER
FINISH:
 CONTACTS:
 05 = 0.75µ GOLD
 22 = 0.75µ GOLD ON CONTACT AREA.
 3.0µ 90/10 TIN/LEAD ON TAILS
 LATCH = 1.25µ NICKEL

ELECTRICAL:
 CURRENT RATING (25°C) = 3.0A MAX.
 CURRENT RATING (85°C) = 2.2A MAX.
 WORKING VOLTAGE = 800V AC/DC
 VOLTAGE PROOF = 1200V AC/DC
CONTACT RESISTANCE:
 INITIAL = 20 mΩ MAX.
 AFTER CONDITIONING = 25 mΩ MAX.
INSULATION RESISTANCE:
 INITIAL = 1000 MΩ MIN.
 AFTER CONDITIONING = 100 MΩ MIN.

MECHANICAL:
 DURABILITY = 500 OPERATIONS
ENVIRONMENTAL:
 TEMPERATURE RANGE = -55°C TO +125°C
PACKING:
 TUBE
 FOR COMPLETE SPECIFICATION, SEE
 COMPONENT SPEC C005XX (LATEST ISSUE)



RECOMMENDED PCB LAYOUT

OBSOLETE

- NOTES:**
- 2-OFF STRAIN RELIEF STRAPS M80-0030006 MAY BE USED WITH THIS CONNECTOR.
 - FOR RoHS COMPLIANT EQUIVALENT PRODUCT USE M80-863XXXX CONNECTORS.

BRITISH STANDARD
 ORDER CODE: TO BS9525 F0033
B5743-2XX-M-T-R
 TOTAL No. OF CONTACTS: 04, 06, 08, 10, 12, 14, 16, 18, 20, 26, 34, 44
 FINISH: R = SELECTIVE GOLD + TIN/LEAD

ORDER CODE: **M80-815XXXX**
 TOTAL No. OF CONTACTS: 04, 06, 08, 10, 12, 14, 16, 18, 20, 26, 34, 44
 FINISH: 05 = GOLD
 22 = SELECTIVE GOLD + TIN/LEAD

SB	10	15.07.14	12531
NAME	ISS.	DATE	C/NOTE
APPROVED:		S.BENNETT	
CHECKED:		M.PLESTED	
DRAWN:		D. BECK	
CUSTOMER REF.:			
ASSEMBLY DRG:			



www.harwin.com
 technical@harwin.com

THIS DRAWING AND ANY INFORMATION OR DESCRIPTIVE MATTER SET OUT HEREON ARE CONFIDENTIAL AND COPYRIGHT PROPERTY OF THE HARWIN GROUP AND MUST NOT BE DISCLOSED, LOANED, COPIED OR USED FOR MANUFACTURING, TENDERING OR FOR ANY OTHER PURPOSE WITHOUT THEIR WRITTEN PERMISSION.

TOLERANCES
 X. = ±1mm
 X.X = ±0.25mm
 X.XX = ±0.10mm
 X.XXX = ±0.01mm
 ANGLES = ±5°
 UNLESS STATED

MATERIAL:
 SEE ABOVE
FINISH: SEE ABOVE
S/AREA: mm²

TITLE: DATAMATE DIL VERTICAL MALE PC TAIL ASSEMBLY - FRICTION LATCH
DRAWING NUMBER: M80-815XXXX
 SHT 2 OF 2