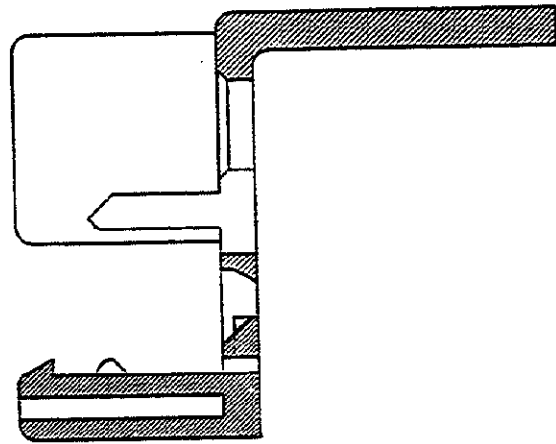
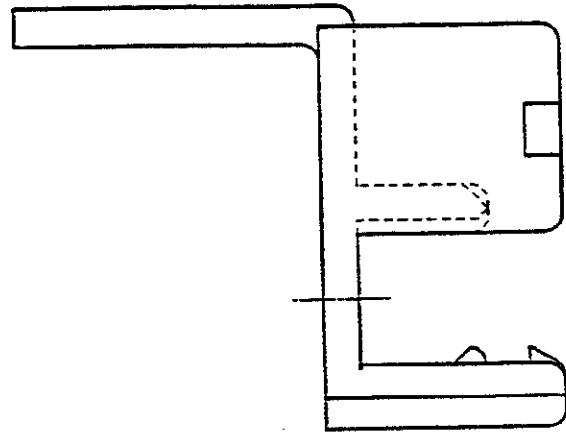
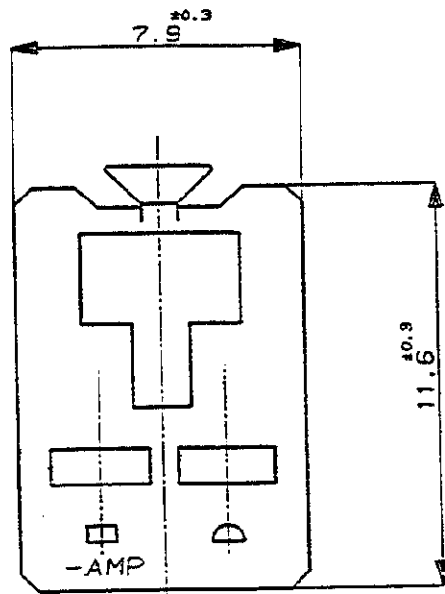


NUMBER C-175915

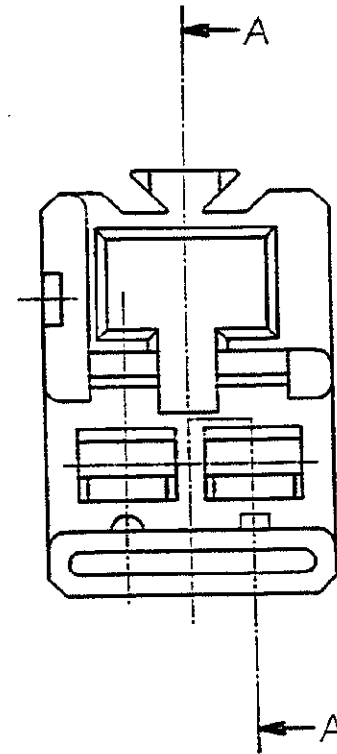


METRIC

DIMENSIONS IN MILLIMETERS. DO NOT SCALE PRINT



断面 A-A
SECT.



NOTES:

1 MATING HOUSING PART NUMBER IS 175912-5

注:

- 1. 装着相手型番
3極キャップハウジング P/N 175912-5
(2極側に装着)

175915-1	WHITE 色	1 項番
P/N 型番	COLOR 色	NO. 項番

Copyright ©1990 AMP (Japan), LTD. ALL RIGHTS RESERVED.		AMP AMP (JAPAN), LTD. Tokyo, Japan																	
WIRE RANGE mm² CAVG		INSULATION DIA mmφ																	
MATERIAL PBT		FINISH ---																	
NAME AIR BAG CONNECTOR 2Pos. DOUBLE LOCK PLATE エアバック コネクタ 2極 キャップ用ダブルロックプレート		GENERAL TOLERANCE																	
<table border="1"> <tr> <td>DR. J. Fujimori</td> <td>4/26/90</td> <td>DE. K. Oda</td> <td>4/26/90</td> </tr> <tr> <td>CHK. S. Kobayashi</td> <td>5/8/90</td> <td>APP. M. Nishida</td> <td>5/8/90</td> </tr> </table>		DR. J. Fujimori	4/26/90	DE. K. Oda	4/26/90	CHK. S. Kobayashi	5/8/90	APP. M. Nishida	5/8/90	<table border="1"> <tr> <td>0<math>C</math><math>L</math><math>10</math></td> <td>±0.2</td> </tr> <tr> <td>10<math>C</math><math>L</math><math>30</math></td> <td>±0.25</td> </tr> <tr> <td>30<math>C</math><math>L</math><math>100</math></td> <td>±0.3</td> </tr> <tr> <td>ANGLES</td> <td>±3°</td> </tr> </table>		0$C$$L$$10$	±0.2	10$C$$L$$30$	±0.25	30$C$$L$$100$	±0.3	ANGLES	±3°
DR. J. Fujimori	4/26/90	DE. K. Oda	4/26/90																
CHK. S. Kobayashi	5/8/90	APP. M. Nishida	5/8/90																
0$C$$L$$10$	±0.2																		
10$C$$L$$30$	±0.25																		
30$C$$L$$100$	±0.3																		
ANGLES	±3°																		
LTR REVISION RECORD		SIZE A3	LOC J																
DR CHK DATE		SCALE 5-1	REV. A																
		NUMBER C-175915																	
		SHEET #																	

CUSTOMER DRAWING

PRINT DIST

REV. 10/89