



# LED-35W Series

## Off-line Switch Mode LED Drivers



### Electrical Specifications

Input Voltage Range:	100-277 Vac Nom. (90-305 V Min/Max)
Input Over-Voltage:	Can endure 320Vac for 48 Hrs, 350Vac for 2 Hrs
Frequency:	50/60 Hz Nom. (47-63 Hz Min/Max)
Power Factor:	>0.90 @ >70% load, 120-277Vac
Inrush Current:	<10.0 Amps @ 230 Vac, cold start 25°C
Input Current:	0.37 A @ 120Vac, full load
Maximum Power:	35W
Current Regulation:	± 2% Over input line variation
Load Regulation:	± 4%
THD:	≤ 20% @ >70% load, 120-277Vac
Leakage Current:	400 µA Typical
Start-up Time:	<15 full output
Hold Up Time:	Half Cycle

### Protections

Over-voltage	Output
Over-current	Output
Short Circuit	Auto Recovery

### Environmental Specifications

Max Case Life Temp: (5 year warranty)	66°C
Maximum Case Temp (UL):	90°C
Minimum Starting Temp:	-30°C
Storage Temperature:	-40°C to +85°C
Humidity:	5% to 95%
Cooling:	Convection
Vibration Frequency:	5 to 55 Hz/2g, 30 minutes
Sound Rating:	Class A
Impact Resistance:	1g/s
MTBF:	482,000 Hours @ full load and 40°C ambient conditions per MIL-217F Notice 2
EMC:	FCC 47CFR Part 15 Class B compliant
Weight:	8.8 oz (250 grams) typical

- Total Power: 35 Watts
- Input Voltage: 100-277 Vac Nom.
- Narrow cross-section fits T5-style ballast channels
- Constant Current or Constant Voltage, with Isolation
- Black Magic Thermal Advantage™ Plastic Housing
- UL Dry & Damp Location Rated
- IP66 & NEMA4
- Fully Encapsulated
- High Power Factor
- Designed to be DLC & Energy Star Compliant

**Note:**

LED drivers are designed and intended to operate LED loads only. Non-LED loading may be outside the specified design limits of our LED drivers, and therefore cannot be covered by any warranty. If you desire to use our LED drivers to operate non-LED loads please contact us to discuss compatibility.



### Constant Current Models

Model	Output Current (mA ±4%)	Output Voltage Range (Vdc)	Max. Output Power (W)	Typical Efficiency
LED35W-100-C0350-XX	350	34-100	35	86%
LED35W-054-C0700-XX	700	18-54	35	86%
LED35W-036-C1050-XX	1050	18-36	35	85%
LED35W-028-C1250-XX	1250	14-28	35	84%

-XX indicates dimming options are available. See options below. Blank = fixed current output

### Constant Voltage Models

Model	Output Current Range (mA)	Output Voltage (Vdc ±5%)	Max. Output Power (W)	Typical Efficiency
LED35W-028	313-1250	28	35	84%
LED35W-036	263-1050	36	35	85%
LED35W-054	175-700	54	35	86%
LED35W-100	88-350	100	35	86%

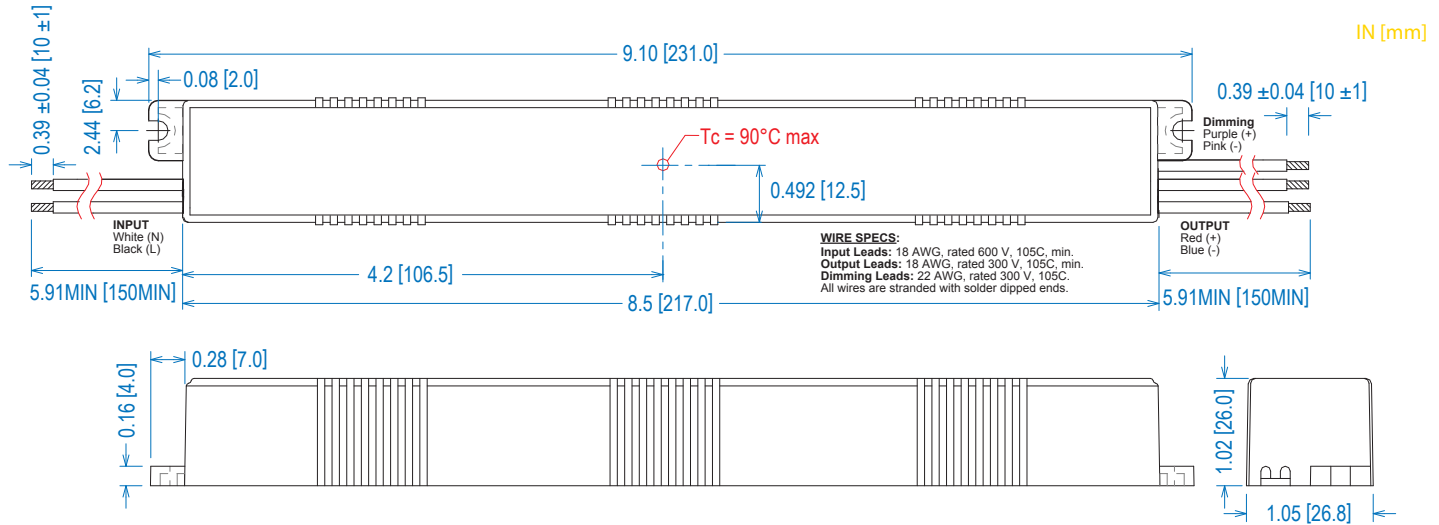
Class 2: US/Canada

**Dimming Option:**

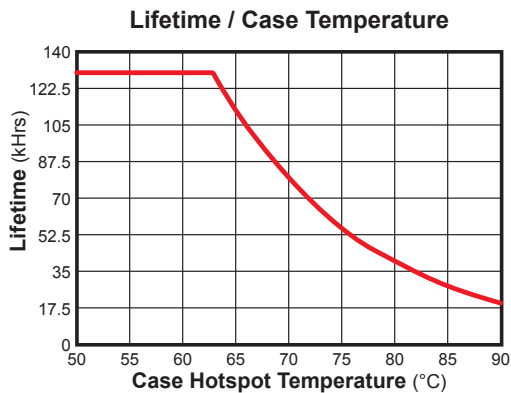
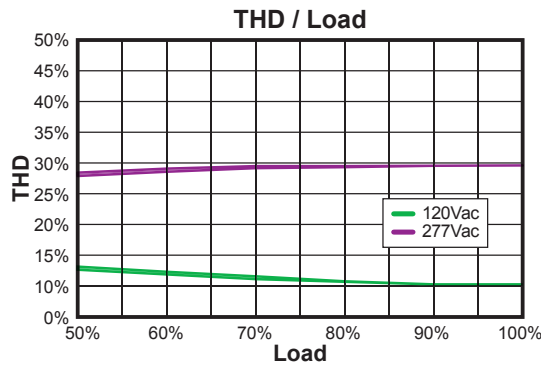
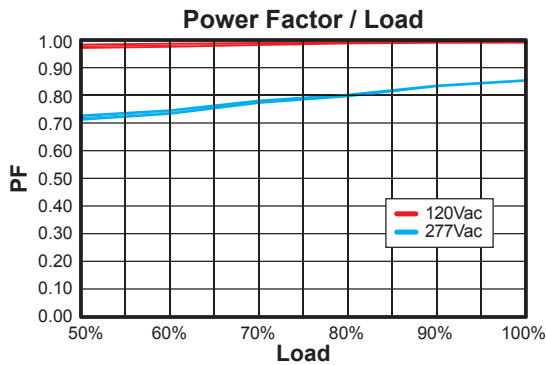
0-10V & Resistance dimmable models include an extra two wires +Purple/-Pink on the output side. "-D" Compatible with most quality 0-10V wall dimmers. See page 3 for additional specifications.

Safety Cert.	Standard
UL/CUL	UL8750
CSA	22.2
CE	EN61347
EMC Standard	Notes
EN61000-3-2	
EN61000-3-3	Class C
FCC, 47CFR Part 15	Class B

**Dimensions**



**Power Characteristics**

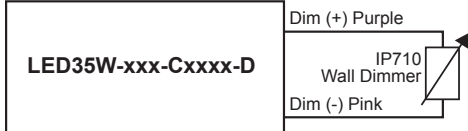


**Note:** The area under the life-temperature curve represents where the driver has highly reliable operation within specification. Driver performance may drift out of published specifications as the hours of operation exceed the curve at a given temperature. Higher operating temperatures increase the chances of a failure to function. Other electrical, mechanical and environmental factors affect driver lifetime but are not represented in this calculation.

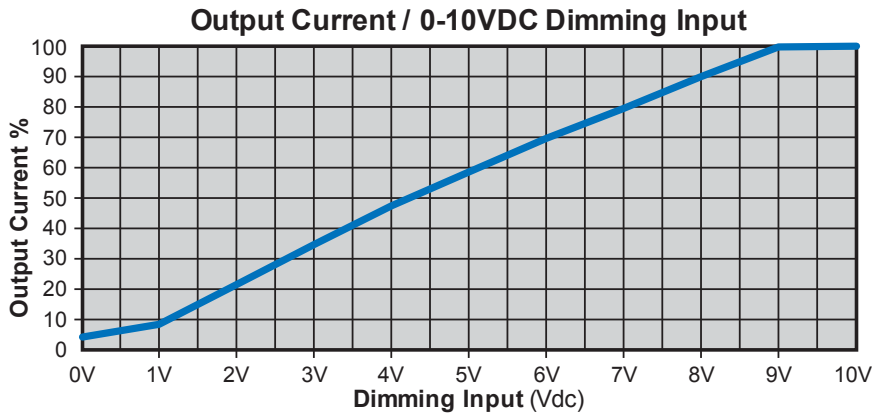
### “-D” Option: 0-10VDC and Resistance Dimming

Parameters	Minimum	Typical	Maximum
Source Current out of 0-10V Purple Wire	0 mA	—	0.5 mA
Absolute Voltage Range on 0-10V (+) Purple Wire	-2.0 V	—	+15 V

#### Typical Dimming Circuit



(Dimmer must be current-sink type control)



#### Notes:

- 0-10V dimmable version comes with an extra two wires +Purple/-Pink on the output side.
- Compatible with most 0-10V Wall Slide dimmers and direct 0-10V analog signal. Recommended dimmer is Leviton IP710 or equivalent
- 0-10V dimmable version output will be  $\leq 10\%$  @ 0-1.0V
- 0-10V dimmable version output will be 100% with Purple/Pink open and minimum with Purple/Pink Shorted.
- For units manufactured before Date of January 1<sup>st</sup> 2022, the Dim(-) wire will be gray, not pink.