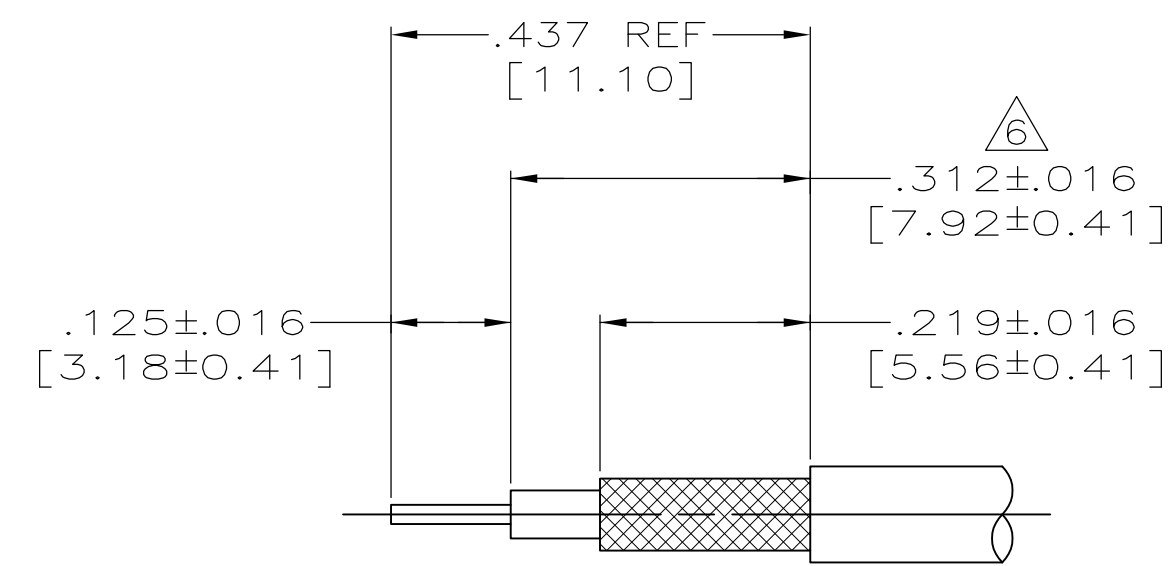
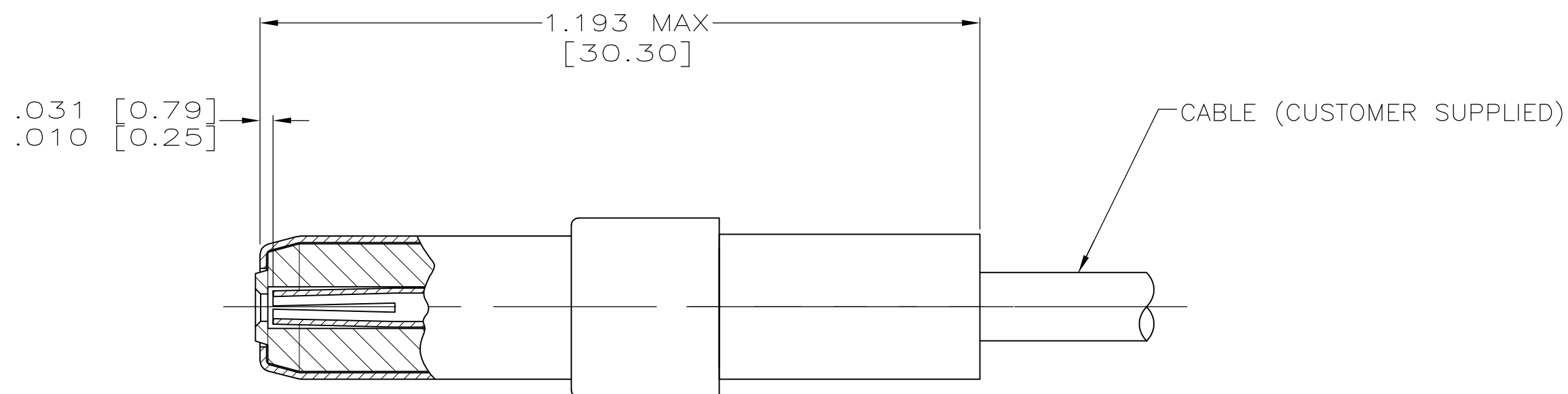


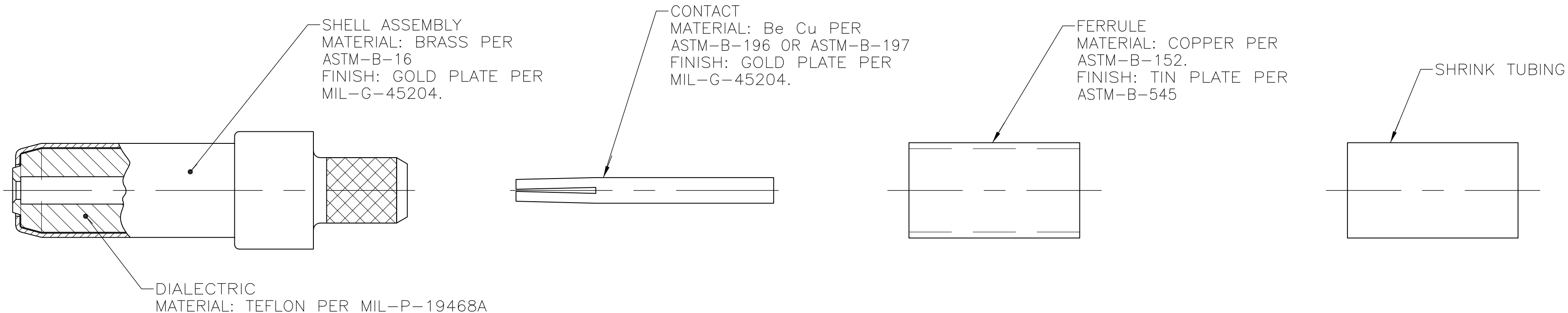
THIS DRAWING IS UNPUBLISHED. RELEASED FOR PUBLICATION  
 © COPYRIGHT BY TYCO ELECTRONICS CORPORATION. ALL INTERNATIONAL RIGHTS RESERVED.

LOC	DIST	REVISIONS					
DF	X0	P	LTR	DESCRIPTION	DATE	DWN	APVD
		A		REV PER ECO-08-029134	01JUN10	PY	JG

### ASSEMBLED VIEW



RECOMMENDED STRIP LENGTH  
SCALE: N.T.S.



- FOR USE WITH RG-316 DB COAX CABLE.
- FERRULE CRIMPING TOOL: AMP TOOL #608650-1, DANIEL'S DIE Y159 OR .197x.375.
- CONTACT CRIMPING TOOL:M22520/2-01 OR AMP TOOL NUMBER 601966-1, SETTING NUMBER 5. DANIELS POSITIONER PART NO. K345 OR AMP TOOL NO. 1-601966-6.

- SEE I.S.2348.
- DANIELS MANUFACTURING CORP  
2266 FRANKLIN ROAD  
BLOOMFIELD HILLS, MI 48013

△ OUTER JACKET OF CABLE MUST BE TRIMMED TO ALLOW PROPER INTER-PIN CONTACT LOCATION AFTER FERRULE CRIMP OPERATION.

- PARTS SHIPPED UNASSEMBLED AND CABLE IS SUPPLIED BY CUSTOMER.

225790-8  
PART NO.

THIS DRAWING IS A CONTROLLED DOCUMENT.		DWN C.C.THOMAS 9-25-92	Tyco Electronics Corporation Harrisburg, PA 17105-3608	
DIMENSIONS: INCHES		CHK J.CABARLO 10-13-92	NAME	
TOLERANCES UNLESS OTHERWISE SPECIFIED:		APVD -	PRODUCT SPEC	
0 PLC ± -		APPLICATION SPEC		
1 PLC ± -		-		
2 PLC ± -		WEIGHT		
3 PLC ± -		-		
4 PLC ± -		SCALE		
ANGLES ± -		5:1		
FINISH		SHEET		
SEE CALLOUTS		1 of 1		
MATERIAL		REV		
SEE CALLOUTS		A		
CUSTOMER DRAWING		RESTRICTED TO		
		-		