

Single Row Terminal Blocks

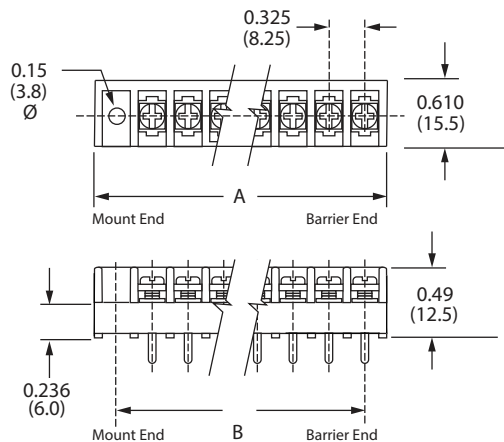
CB11

Dimensions Inches (Millimeters)

CB11



CB11720407



Specifications

Rating: 15 A, 300 V

Center Spacing: 0.325" (8.25 mm)

Wire Range: #14-22 AWG

Screw Size: M3.0, nickel-plated steel

Torque Rating: 12 lb-in.

Recommended PCB Hole Diameter: 1.6 mm - 1.8 mm

Operating Temperature: -40 °C to +120 °C

Body Material: Polyamide 66, UL94 V-0, Black

Terminal Material: Brass, tin plated

Breakdown Voltage: 2000 V

Agency Information: UL file E62622

Poles	MOUNTING ENDS		BARRIER ENDS	
	A Length	B Mount Centers	A Length	B End Pole Centers
02	1.35	0.65	0.70	0.32
03	1.67	0.97	1.02	0.65
04	2.00	1.30	1.35	0.97
05	2.32	1.62	1.67	1.30
06	2.65	1.95	2.00	1.62
07	2.97	2.27	2.32	1.95
08	3.30	2.60	2.65	2.27
09	3.62	2.92	2.97	2.60
10	3.94	3.25	3.30	2.92
11	4.27	3.57	3.62	3.25
12	4.59	3.90	3.94	3.57
13	4.92	4.22	4.27	3.90
14	5.24	4.55	4.59	4.22
15	5.57	4.87	4.92	4.55
16	5.89	5.20	5.24	4.87
17	6.22	5.52	5.57	5.20
18	6.54	5.85	5.89	5.52
19	6.87	6.17	6.22	5.85
20	7.19	6.50	6.54	6.17
21	7.52	6.82	6.87	6.50
22	7.84	7.15	7.19	6.82
23	8.17	7.47	7.52	7.15
24	8.49	7.80	7.84	7.47
25	8.82	8.12	8.17	7.80
26	9.14	8.44	8.49	8.12
27	9.47	8.77	8.82	8.44
28	9.79	9.09	9.14	8.77
29	10.12	9.42	9.47	9.09
30	10.44	9.74	9.79	9.42

Dimensions in inches. To convert to millimeters, multiply by 25.4.



Powering Business Worldwide

Part Numbering System

Family



CB1 - closed back

Terminal Style



12 - printed circuit

17 - extended pin

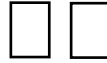
Base/End



1 - mount end

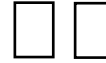
2 - barrier end

Poles



02 to 30


Screw Options



03 - stainless steel

07 - steel SEMS

Options

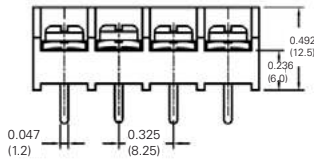


B1 to B9 - 0.187" QC

L1 to L6 - marking options (pg 25)

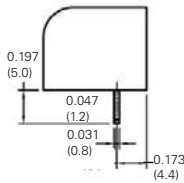
LT1 to LT6 - marking options (pg 25)

Terminal Styles- Inches(Millimeters)



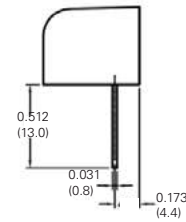
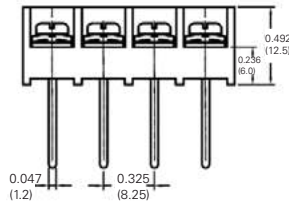
12

Printed Circuit



17

Extended Pin



Screw Options

(Bulk ordering part numbers are in parentheses)



03

Stainless steel
(CB1-SSSC)



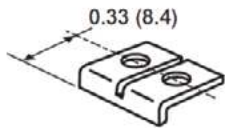
07

Steel SEMS Nickel-plated
(CB1-STSC)

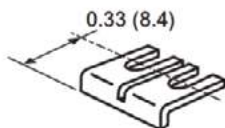
Hardware Options

(Bulk ordering part numbers are in parentheses)

Jumpers



(JA1-xx-J)

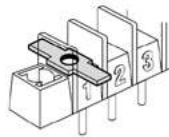


(JB1-xx-J)

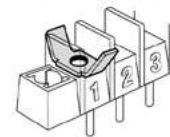


(JC1-xx-J)

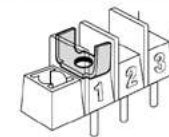
Quick Connects Blade Width B = 0.187". (For other orientations, contact factory.)



B1 (1B1-J)



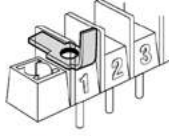
B2 (1B2-J)



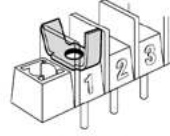
B3 (1B3-J)



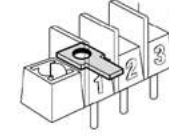
B4 (1B4-J)



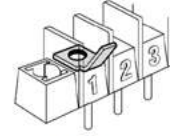
B5 (1B5-J)



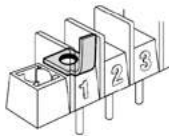
B6 (1B6-J)



B7 (1B7-J)



B8 (1B8-J)



B9 (1B9-J)

Tools & resources

- [Webpage](#)
- [Terminal block selector tool](#)
- [Terminal block cross reference](#)
- [Contact us](#)

Eaton
Electronics Division
1000 Eaton Boulevard
Cleveland, OH 44122
United States
Eaton.com/electronics

© 2019 Eaton
All Rights Reserved
Printed in USA
Publication No. 10682 — BU-MC19146
November 2019

Eaton is a registered trademark.

All other trademarks are property
of their respective owners.

Follow us on social media to get the
latest product and support information.

