

4

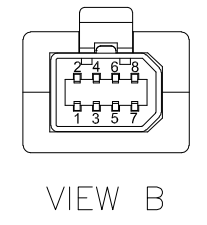
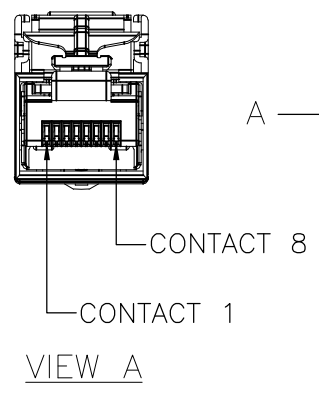
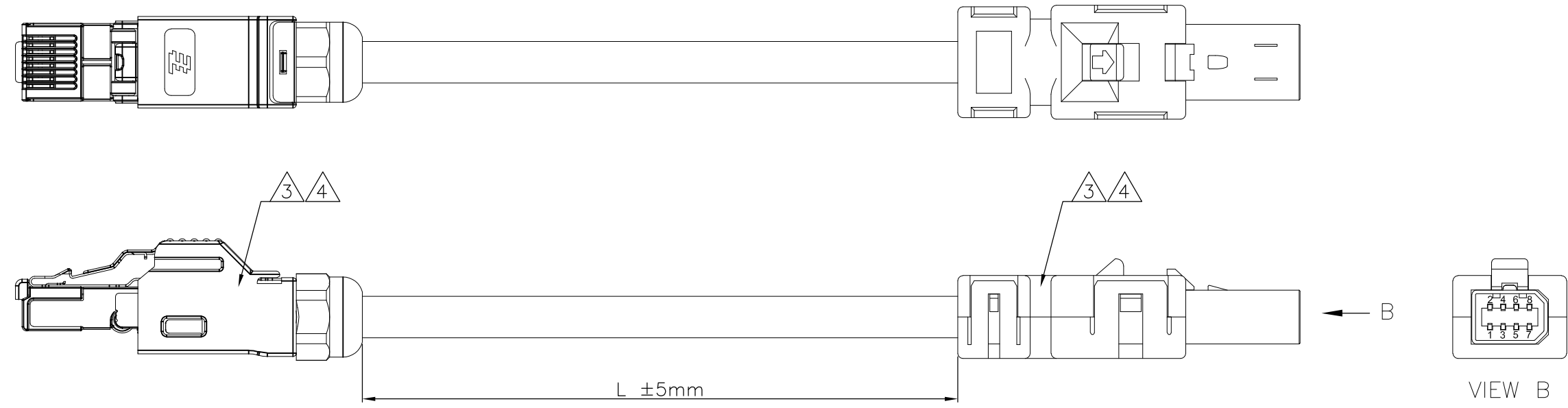
3

2

1

THIS DRAWING IS UNPUBLISHED. RELEASED FOR PUBLICATION
 © COPYRIGHT - By - ALL RIGHTS RESERVED.

LOC	DIST	REVISIONS		
H	-	P	LTR	DESCRIPTION
			A	INITIAL DRAWING
				DATE
				DWN
				APVD
				05FEB2015
				GSK
				BvH



NOTES:

- 1 PACKAGING: ACC. TO TE SPEC. 107-18032
- 2 ELECTRICAL TEST ACCORDING TE SPECIFICATION 108-18857.
SHORT-CIRCUIT AND CONTINUITY TEST AT 500V DC, 0.1s
- 3 KEEP THE DIRECTION OF CONNECTOR TO THE CABLE ON BOTH SIDE THE SAME
- 4 WIRING SCHEMA ACC. TO TIA/EIA-568-B AS SHOWN IN WIRING SCHEDULE

WIRING SCHEDULE 4

CAVITY SIDE A	COLOR	CAVITY SIDE B
1	WH/OG	1
2	OG	2
3	WH/GN	3
4	BU	4
5	WH/BU	5
6	GN	6
7	WH/BN	7
8	BN	8

10	HiFlex MultiPurpose 70°C PUR	2-2205133-6
5	HiFlex MultiPurpose 70°C PUR	2-2205133-5
3	HiFlex MultiPurpose 70°C PUR	2-2205133-4
2	HiFlex MultiPurpose 70°C PUR	2-2205133-3
1	HiFlex MultiPurpose 70°C PUR	2-2205133-2
0.5	HiFlex MultiPurpose 70°C PUR	2-2205133-1
10	HI 125°C TPE	1-2205133-6
5	HI 125°C TPE	1-2205133-5
3	HI 125°C TPE	1-2205133-4
2	HI 125°C TPE	1-2205133-3
1	HI 125°C TPE	1-2205133-2
0.5	HI 125°C TPE	1-2205133-1
10	STD 110°C PVC	2205133-6
5	STD 110°C PVC	2205133-5
3	STD 110°C PVC	2205133-4
2	STD 110°C PVC	2205133-3
1	STD 110°C PVC	2205133-2
0.5	STD 110°C PVC	2205133-1
Length/m	Cable version	TE PN

THIS DRAWING IS A CONTROLLED DOCUMENT.		DWN	05FEB2015	STE TE Connectivity	
		CHK	05FEB2015		
		SATHISH KUMAR .G		NAME	
		B.VELDHOVEN			
		A.VAN ZANDVOORT		CA MINI IO TYPE I IND RJ45	
		APVD 05FEB2015			
DIMENSIONS: mm		TOLERANCES UNLESS OTHERWISE SPECIFIED:		PRODUCT SPEC	
		0 PLC	± -	108-78955	
		1 PLC	± -	APPLICATION SPEC	
		2 PLC	± -	114-5506	
		3 PLC	± -	WEIGHT -	
		4 PLC	± -	SIZE	
		ANGLES	± 1°	CAGE CODE	
MATERIAL		FINISH		DRAWING NO	
-		-		A3 00779	
PRODUCT CHARACTERISTIC ACC. OMP EMEA_12		BESONDERE MERKMALE NACH OMP EMEA_12		RESTRICTED TO	
				-	
		CUSTOMER DRAWING		SCALE NTS	
				SHEET 1 OF 1	
				REV A	