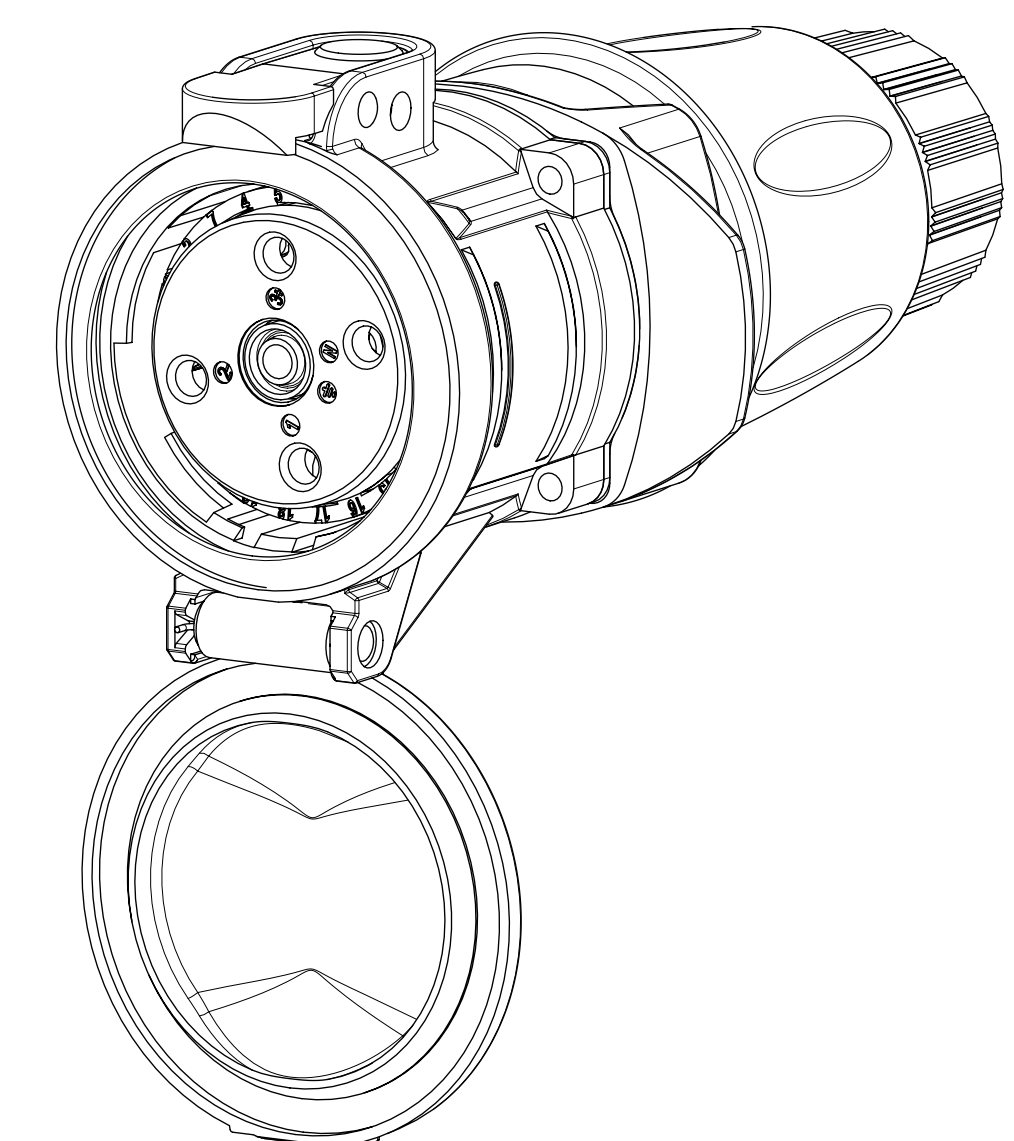
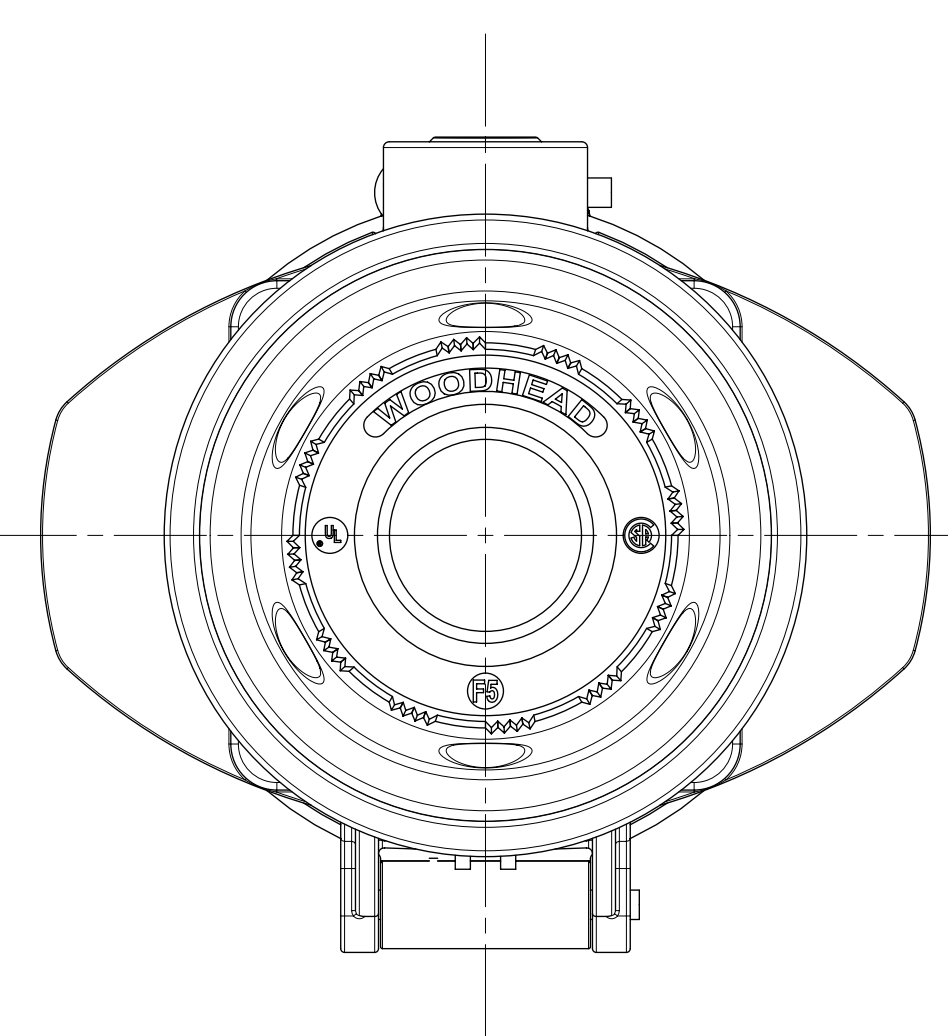
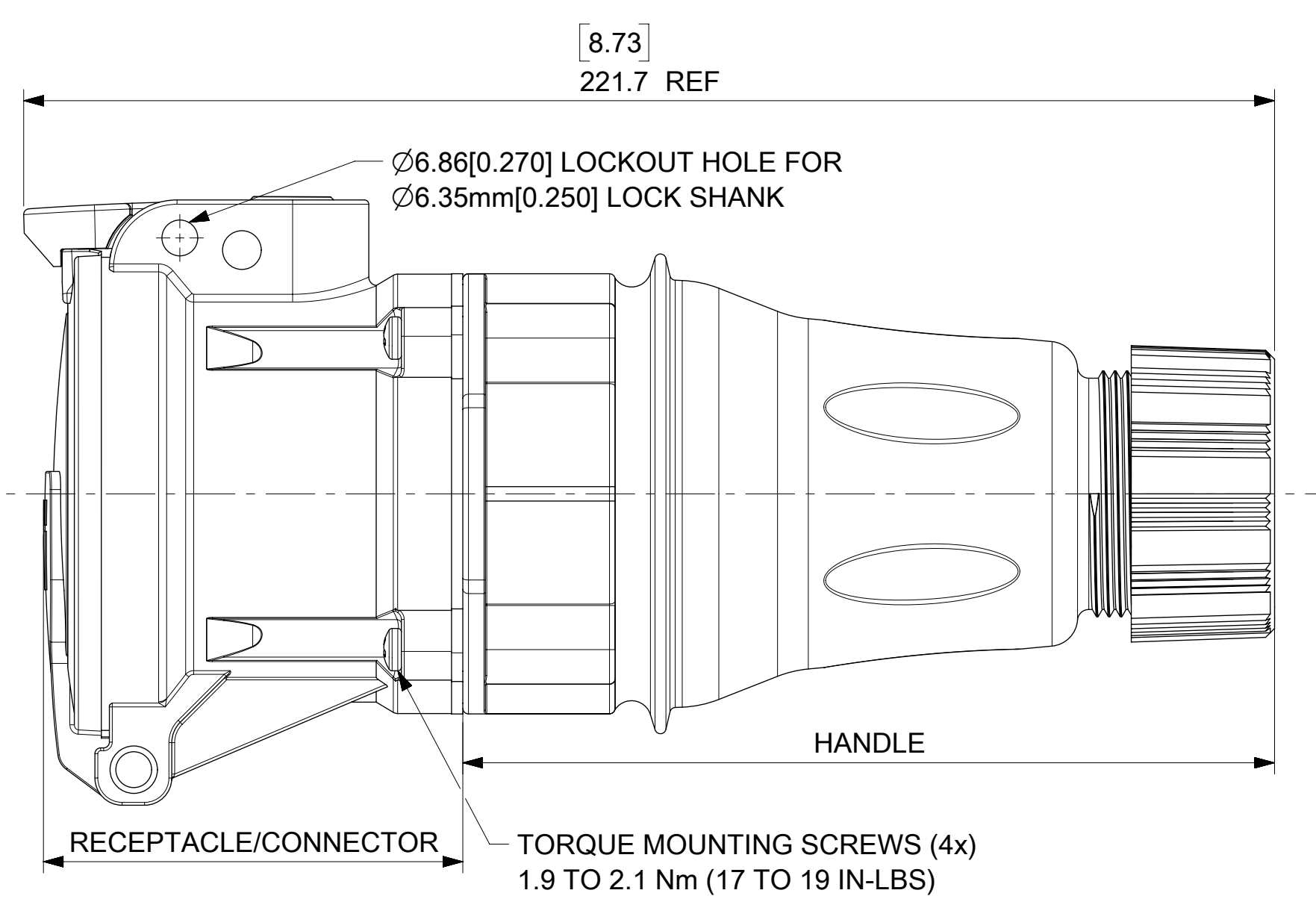
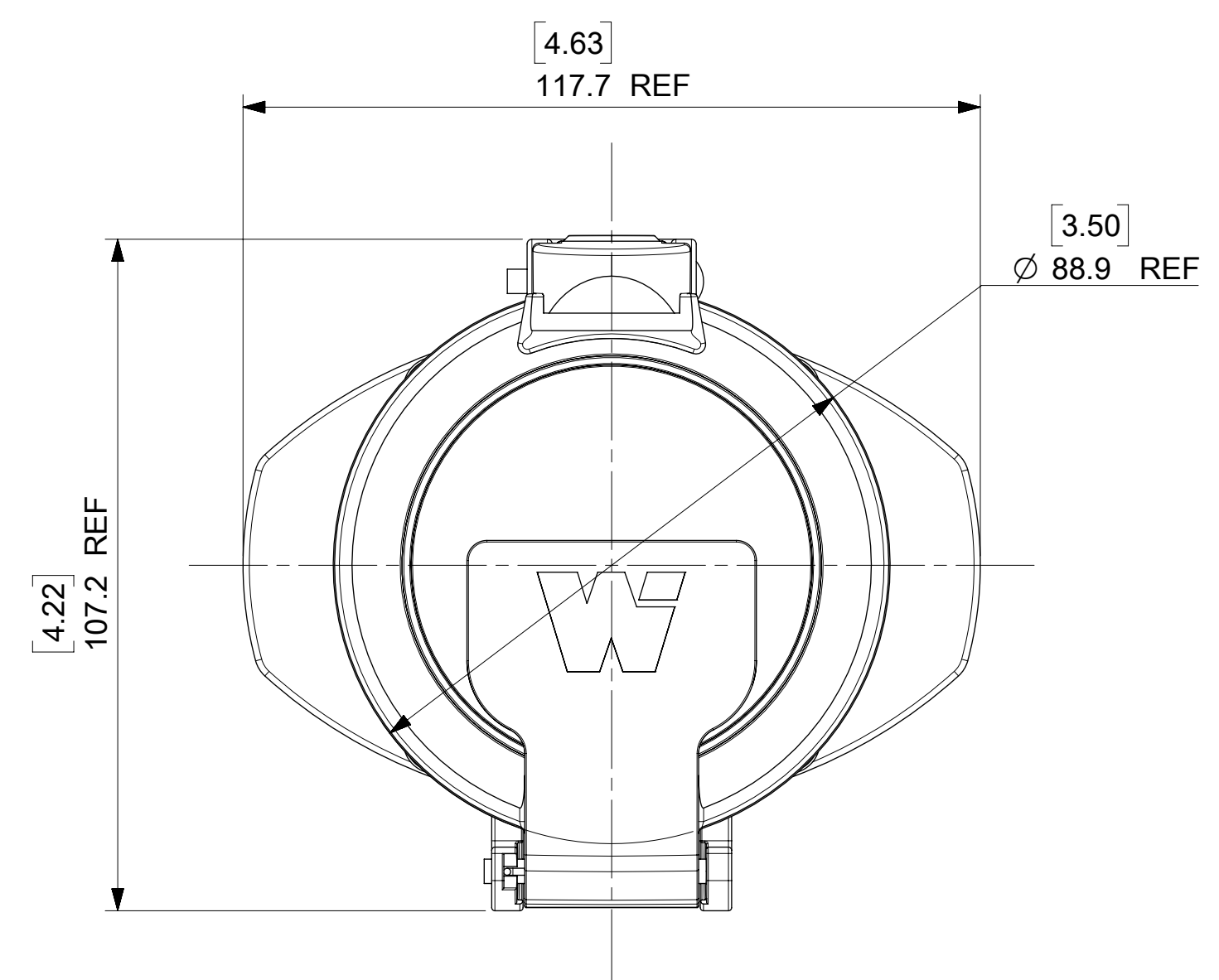
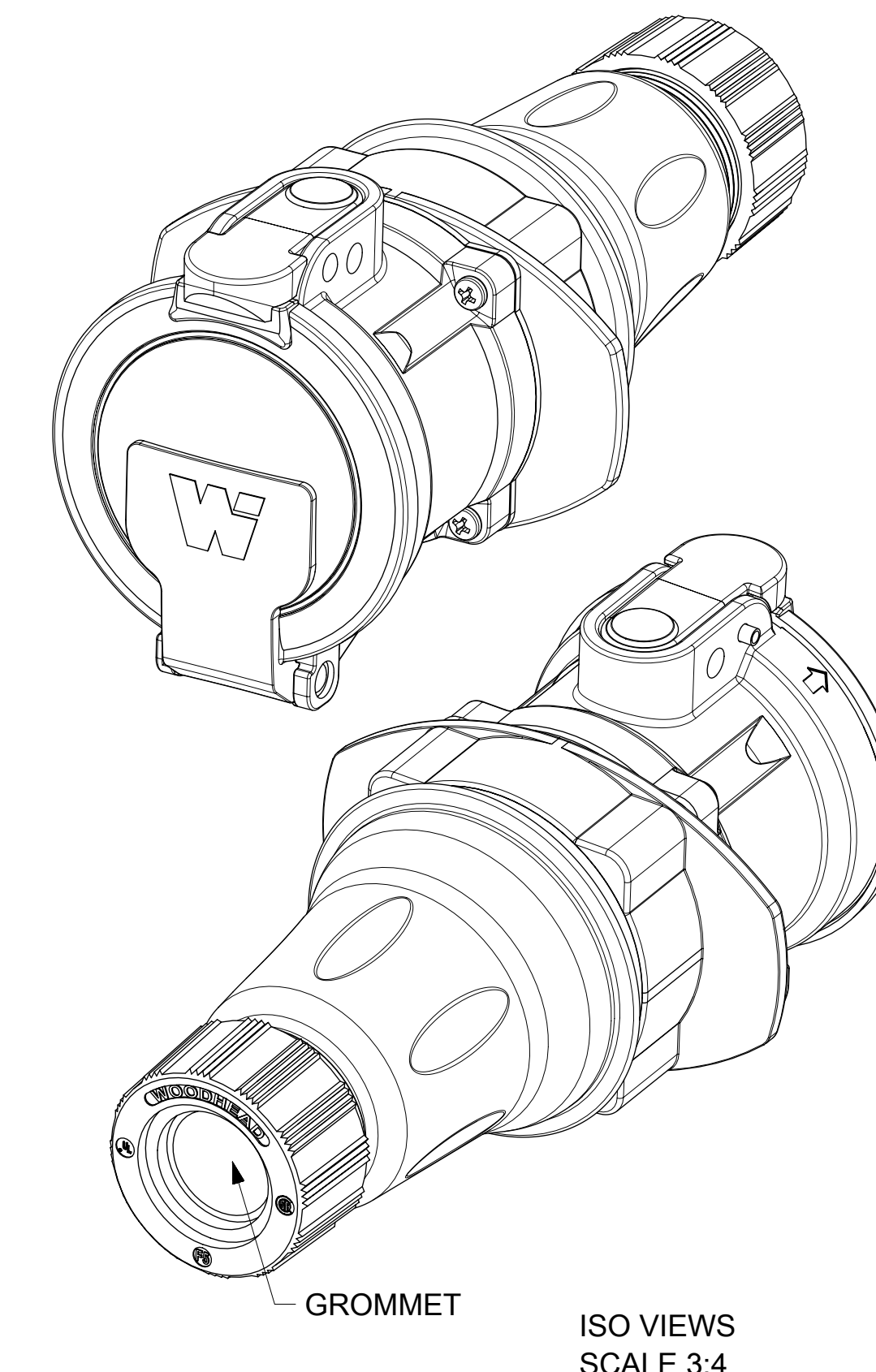
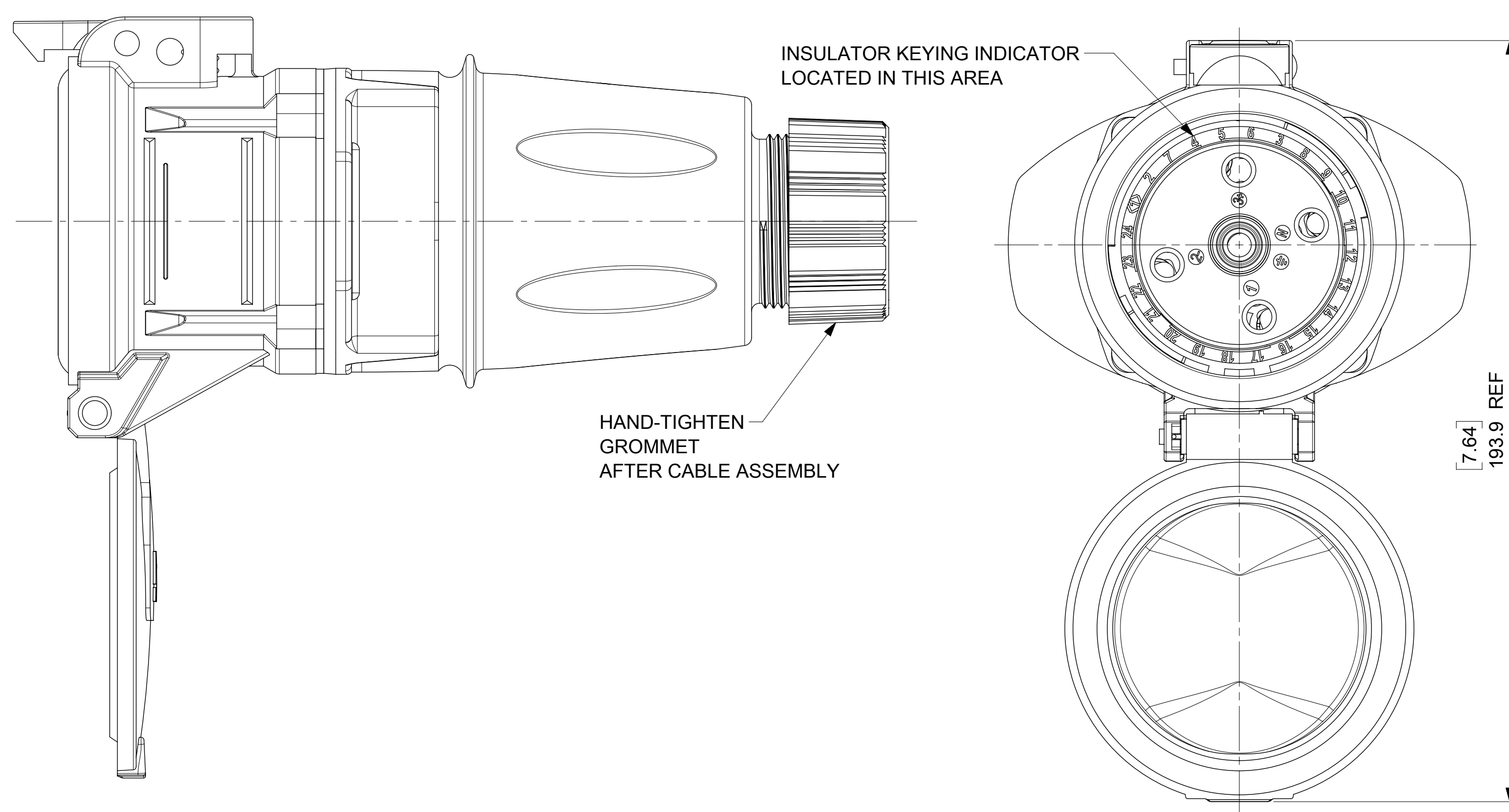


MATERIAL NUMBER	ENGINEERING NUMBER	DESCRIPTION	INSULATOR KEYING POSITION	HORSEPOWER RATING
1122170015	ARC60FHDA01	ARC 60A FHD 125VAC 1P+N+G	7	2 HP
1122170016	ARC60FHDB02	ARC 60A FHD 250VAC 2P+G		3 HP
1122170017	ARC60FHDB03	ARC 60A FHD 250VAC 3P+G		7.5 HP
1122170018	ARC60FHDAB04	ARC 60A FHD 125/250VAC 2P+N+G	16	NA
1122170019	ARC60FHDC02	ARC 60A FHD 208VAC 2P+G		NA
1122170020	ARC60FHDC03	ARC 60A FHD 208VAC 3P+G		7.5 HP
1122170021	ARC60FHDC05	ARC 60A FHD 120/208VAC 3P+N+G	4	NA
1122170022	ARC60FHDD01	ARC 60A FHD 277VAC 1P+N+G		NA
1122170023	ARC60FHDE02	ARC 60A FHD 480VAC 2P+G		NA
1122170024	ARC60FHDE03	ARC 60A FHD 480VAC 3P+G	14	20 HP
1122170025	ARC60FHDE05	ARC 60A FHD 277/480VAC 3P+N+G		NA
1122170026	ARC60FHDF02	ARC 60A FHD 600VAC 2P+G		NA
1122170027	ARC60FHDF03	ARC 60A FHD 600VAC 3P+G	NA	20 HP
1122170028	ARC60FHDF05	ARC 60A FHD 347/600VAC 3P+N+G		NA



NOTES:

MATERIALS:
HANDLE, HOUSINGS AND INSULATORS: GLASS FILLED PBT
CONTACTS: COPPER ALLOY WITH A SILVER NICKEL TIP, SILVER PLATED
MOUNTING AND INTERFACE GASKETS: SILICONE
GROMMET - RUBBER
FRICTION RING - NATURAL POLYETHYLENE
COMPRESSION NUT - BLACK PBT
SELF TAPPING SCREWS - STAINLESS STEEL

RATINGS:
CURRENT: 60 AMPS
VOLTAGE AND HORSEPOWER: SEE TABLE
AMBIENT OPERATING TEMPERATURE: -25°C (-13°F) TO 60°C (140°F)
(WITH MAX. 30°C RISE ABOVE AMBIENT)
ENVIRONMENTAL: NEMA TYPE 4X & IP69K
WIRING CAPACITY: 10 AWG MIN. TO 4 AWG MAX.
TORQUE TERMINAL SCREWS TO 1.7 Nm (15 in-lbs)
AGENCY: UL LISTING PENDING
SWITCH RATED RECEPTACLE/CONNECTOR
BRANCH CIRCUIT DISCONNECT SWITCH
MOTOR CIRCUIT DISCONNECT SWITCH IF HP RATED

RECEPTACLE/CONNECTOR AND HANDLE ARE PACKAGED SEPARATELY.
END USER ASSEMBLY REQUIRED PER INSTRUCTIONS INCLUDED.

GROMMET P/N	GROMMET COLOR	CABLE DIAMETER RANGE
1301800308	ORANGE	19.05mm-22.25mm(.750"-.875")
1301800309	YELLOW	22.23mm-25.40mm(.875"-1.000")
1301800310	BLACK	25.40mm-28.57mm(1.000"-1.125")

THIS DRAWING CONTAINS INFORMATION THAT IS PROPRIETARY TO MOLEX ELECTRONIC TECHNOLOGIES, LLC AND SHOULD NOT BE USED WITHOUT WRITTEN PERMISSION

DIMENSION UNITS	SCALE	CURRENT REV DESC: GENERAL MARKET RELEASE	
MM/INCH	1:1		
GENERAL TOLERANCES (UNLESS SPECIFIED)			
	MM	INCH	
4 PLACES	±	±	
3 PLACES	±	± 0.01	
2 PLACES	±	± 0.25	
1 PLACE	±	± 0.5	
0 PLACES	±	± 1.0	
ANGULAR TOL	±	± 3.0°	
DRAFT WHERE APPLICABLE MUST REMAIN WITHIN DIMENSIONS	THIRD ANGLE PROJECTION	DRAWING	SERIES
		D-SIZE	112217
EC NO: 674097		2021/08/17	
DRWN: MJANTELEZIO		2021/08/17	
CHK'D: WLEUNG		2021/08/17	
APPR: WLEUNG		2021/08/17	
INITIAL REVISION:			
DRWN: VBASUTHKARP		2018/08/20	
APPR: JFMURPHY		2020/11/17	
DOCUMENT NUMBER		DOC TYPE	DOC PART
1122170024		PSD	000
REVISION		A2	
MATERIAL NUMBER	CUSTOMER	SHEET NUMBER	
SEE TABLE	GENERAL MARKET	1 OF 1	