

1982738-2 ✓ ACTIVE

Z-PACK | Z-PACK Slim UHD


TE Internal #: 1982738-2

High Speed Backplane Connectors, 192 Position, Mating Alignment, Polarization Mating Alignment Type, 8 Row, 12 Column, Z-PACK Slim UHD

[View on TE.com >](#)



Connectors > PCB Connectors > Backplane Connectors > High Speed Backplane Connectors



Connector System: **Board-to-Board**

Number of Positions: **192**

Row-to-Row Spacing: **1.25 mm [ .05 in ]**

Mating Alignment: **With**

Mating Alignment Type: **Polarization**

## Features

### Product Type Features

Backplane Module Type	Center
Connector System	Board-to-Board
PCB Connector Assembly Type	PCB Mount Receptacle
Shroud Style	Unshrouded
Connector & Contact Terminates To	Printed Circuit Board

### Configuration Features

Pairs per Column	8
Number of Pairs	96
Stackable	Yes
Number of Signal Positions	192
Number of Positions	192
Number of Rows	8
Number of Columns	12
PCB Mount Orientation	Right Angle



### Electrical Characteristics

Impedance	30 $\Omega$
Operating Voltage	30 VAC

### Signal Characteristics

Data Rate	3.5 Gb/s
-----------	----------

### Body Features

Shield Material	Copper Alloy
Primary Product Color	Natural

### Contact Features

PCB Contact Termination Area Plating Material Thickness	.5 – 2.5 $\mu\text{m}$ [20 – 100 $\mu\text{in}$ ]
Contact Type	Receptacle
Contact Shape & Form	Dual Beam
Contact Underplating Material	Nickel
PCB Contact Termination Area Plating Material	Tin
Contact Base Material	Copper Alloy
Contact Current Rating (Max)	.5 A

### Termination Features

Termination Post & Tail Length	1.6 mm[.681 in]
Termination Method to Printed Circuit Board	Through Hole - Press-Fit

### Mechanical Attachment

Guide Hardware	Without
Mating Retention	Without
PCB Mount Alignment	With
PCB Mount Retention	With
PCB Mount Retention Type	Action/Compliant Tail
Mating Alignment	With
Mating Alignment Type	Polarization

### Housing Features

Number of Shrouded Sides	0
End Wall Location	None
Housing Material	LCP (Liquid Crystal Polymer)
Centerline (Pitch)	1.45 mm[.057 in]



### Dimensions

Connector Length	24.5 mm[.965 in]
Connector Height	12.51 mm[.493 in]
Connector Width	17.3 mm[.681 in]
PCB Thickness (Recommended)	1.2 mm
PCB Hole Diameter	.4 mm[.016 in]
Row-to-Row Spacing	1.25 mm[.05 in]

### Usage Conditions

Operating Temperature Range	-55 – 105 °C[-67 – 221 °F]
-----------------------------	----------------------------

### Operation/Application

Durability Rating	250 Cycles
Circuit Application	Signal

### Industry Standards

UL Flammability Rating	UL 94V-0
------------------------	----------

### Packaging Features

Packaging Method	Tray
------------------	------

## Product Compliance

[For compliance documentation, visit the product page on TE.com>](#)

EU RoHS Directive 2011/65/EU	Compliant
EU ELV Directive 2000/53/EC	Compliant
China RoHS 2 Directive MIIT Order No 32, 2016	No Restricted Materials Above Threshold
EU REACH Regulation (EC) No. 1907/2006	Current ECHA Candidate List: JUNE 2023 (235) Candidate List Declared Against: JAN 2023 (233) Does not contain REACH SVHC
Halogen Content	Low Halogen - Br, Cl, F, I < 900 ppm per homogenous material. Also BFR/CFR/PVC Free
Solder Process Capability	Not applicable for solder process capability

#### Product Compliance Disclaimer


This information is provided based on reasonable inquiry of our suppliers and represents our current actual knowledge based on the information they provided. This information is subject to change. The part numbers that TE has identified as EU RoHS compliant have a maximum concentration of 0.1% by weight in homogenous materials for lead, hexavalent chromium, mercury, PBB, PBDE, DBP, BBP, DEHP, DIBP, and 0.01% for cadmium, or qualify for an exemption to these

limits as defined in the Annexes of Directive 2011/65/EU (RoHS2). Finished electrical and electronic equipment products will be CE marked as required by Directive 2011/65/EU. Components may not be CE marked. Additionally, the part numbers that TE has identified as EU ELV compliant have a maximum concentration of 0.1% by weight in homogenous materials for lead, hexavalent chromium, and mercury, and 0.01% for cadmium, or qualify for an exemption to these limits as defined in the Annexes of Directive 2000/53/EC (ELV). Regarding the REACH Regulation, the information TE provides on SVHC in articles for this part number is based on the latest European Chemicals Agency (ECHA) 'Guidance on requirements for substances in articles' posted at this URL: <https://echa.europa.eu/guidance-documents/guidance-on-reach>

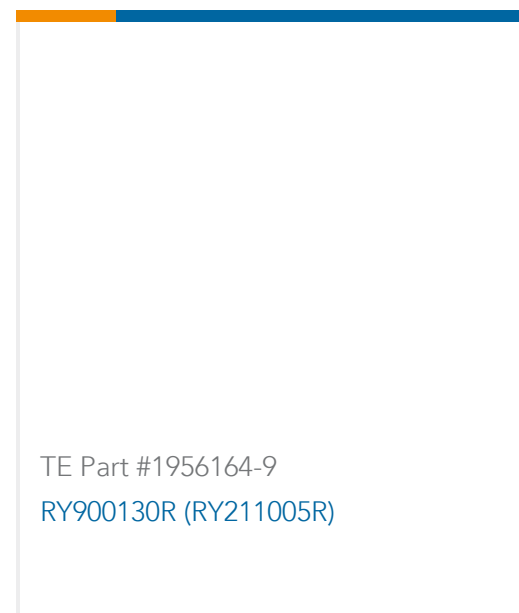
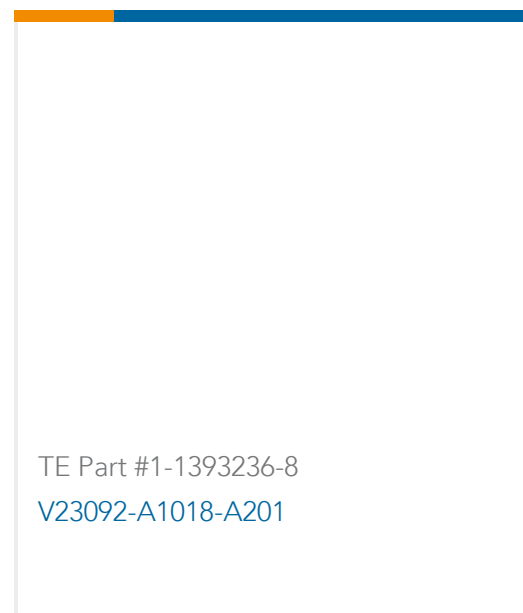
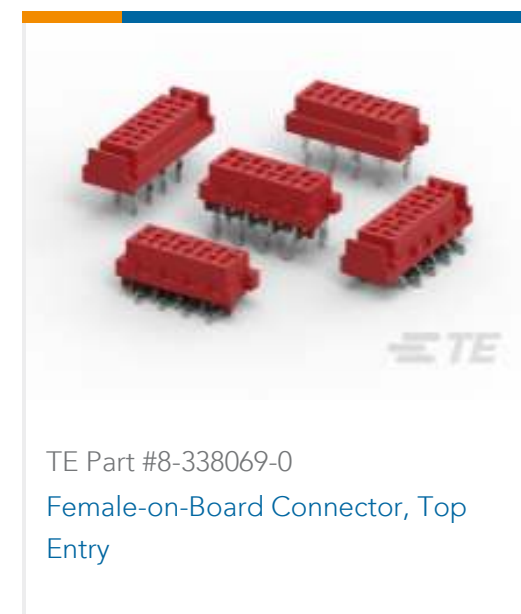
## Compatible Parts



## Also in the Series | Z-PACK Slim UHD



## Customers Also Bought



## Documents

### Product Drawings

#### Female Connector IEC

English

### CAD Files

#### 3D PDF

3D

#### Customer View Model

[ENG\\_CVM\\_CVM\\_1982738-2\\_A.2d\\_dxf.zip](#)

English

#### Customer View Model

[ENG\\_CVM\\_CVM\\_1982738-2\\_A.3d\\_igs.zip](#)

English

#### Customer View Model

[ENG\\_CVM\\_CVM\\_1982738-2\\_A.3d\\_stp.zip](#)

English

By downloading the CAD file I accept and agree to the [Terms and Conditions](#) of use.

### Datasheets & Catalog Pages

#### Z-Pack Slim UHD Connector Platform

English

#### High Speed Backplane Connectors catalog - Z-PACK Slim UHD Connector

English

#### High Speed Backplane Interconnect Solutions Brochure 1654263-1

English

### Product Specifications



### Application Specification

English

---

### Product Environmental Compliance

[MD\\_1982738-2\\_04092015657\\_dmtec](#)

English

[MD\\_1982738-2\\_04092015657\\_dmtec](#)

English

---

### Agency Approvals

[UL Report](#)

English