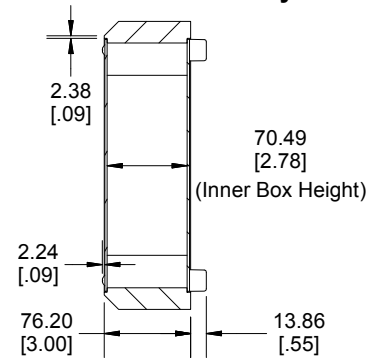
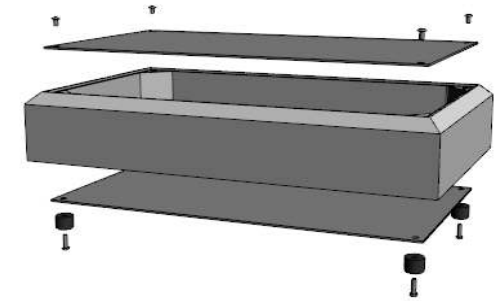
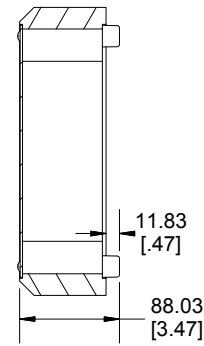


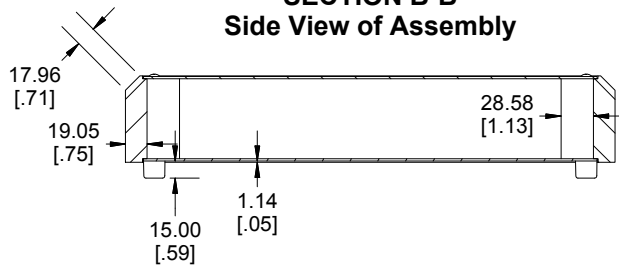
SECTION A-A
End View of Assembly



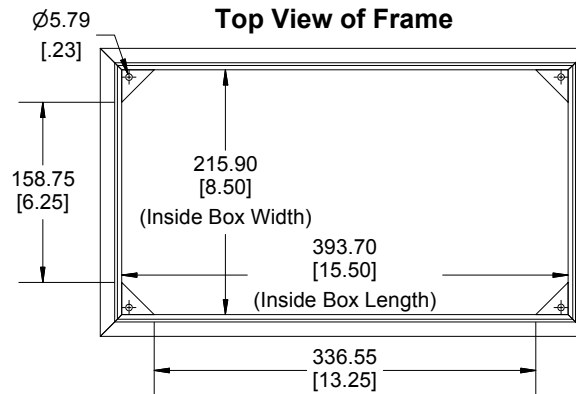
SECTION A-A
Without Optional Bottom Panel



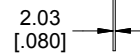
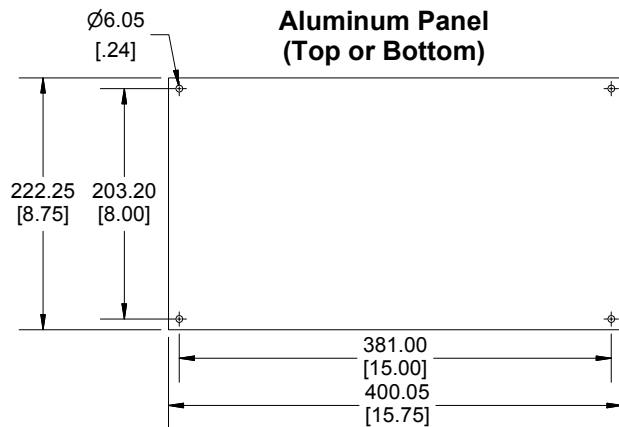
SECTION B-B
Side View of Assembly



Top View of Frame



Aluminum Panel
(Top or Bottom)



Enclosures can be Factory Modified (Milling, Drilling, Printing etc.)
Contact Factory mjm@hammondmfg.com for quotes
Solid models of this enclosure available in STEP or IGES.

NOTE

Chassis Includes Solid Walnut Frame, one (1) Aluminum Panel, Rubber Feet and Required Hardware
Aluminum Panels are Made of 0.080" Aluminum.

Screws should not be torqued past 4.43 lbf.in (50 cN.m)

PART NUMBERS

17"x10" Enclosure (Natural Finish)

| | |
|-----------------------------------|--------------|
| Chassis with Natural Finish Panel | HWCHAS1710AL |
|-----------------------------------|--------------|

| | |
|----------------------|------------|
| Natural Finish Panel | HW1710ALPL |
|----------------------|------------|

17"x10" Enclosure (Satin Black)

| | |
|--------------------------------|--------------|
| Chassis with Satin Black Panel | HWCHAS1710BK |
|--------------------------------|--------------|

| | |
|-------------------|------------|
| Satin Black Panel | HW1710BKPL |
|-------------------|------------|

Dimensions:
mm
[inches]

