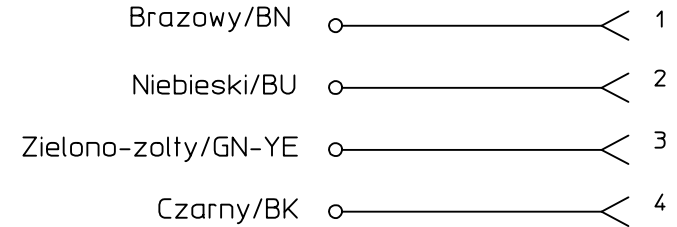


SCHEMAT ELEKTRYCZNY
ELECTRICAL DIAGRAM



UWAGI:

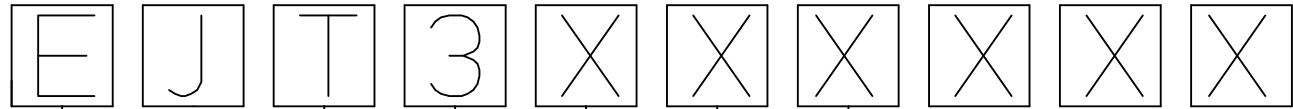
1. DŁUGOSC PATRZ ARKUSZ 2.

NOTES:

1. LENGTH SEE SHEET 2.

Table of length tolerances/ Tablica tolerancji dlugosci mm		
Over/Od	Up to and including/ Do-włącznie	Tolerance/Tolerancja
100	1000	±20
1000	3000	±30
3000	5000	±40
5000	10000	±50
10000	15000	±100
15000	20000	±150
20000		±L/100

ORIGINAL RELEASE EC NO: WEU2009-0449 DRWIN: MWOLSZCZAK 2009/06/30 CHYKD: MDABROWSKA 2009/07/01 APPR: GOGRODNIK 2009/07/01	QUALITY SYMBOLS	GENERAL TOLERANCES (UNLESS SPECIFIED)	DIMENSION STYLE MM ONLY	SCALE ---	DESIGN UNITS METRIC	FIRST ANGLE PROJECTION																										
	▽=0 Ⓢ=0	<table border="1"> <tr> <th></th> <th>mm</th> <th>INCH</th> </tr> <tr> <td>4 PLACES</td> <td>± ---</td> <td>± ---</td> </tr> <tr> <td>3 PLACES</td> <td>± ---</td> <td>± ---</td> </tr> <tr> <td>2 PLACES</td> <td>± ---</td> <td>± ---</td> </tr> <tr> <td>1 PLACE</td> <td>± ---</td> <td>± ---</td> </tr> </table>		mm	INCH	4 PLACES	± ---	± ---	3 PLACES	± ---	± ---	2 PLACES	± ---	± ---	1 PLACE	± ---	± ---	<table border="1"> <tr> <th>mm</th> <th>INCH</th> </tr> <tr> <td>± ---</td> <td>± ---</td> </tr> <tr> <td>± ---</td> <td>± ---</td> </tr> <tr> <td>± ---</td> <td>± ---</td> </tr> <tr> <td>± ---</td> <td>± ---</td> </tr> </table>	mm	INCH	± ---	± ---	± ---	± ---	± ---	± ---	± ---	± ---	DRAWN BY: MLEVYTSKY DATE: 2009/04/20 CHECKED BY: MDABROWSKA DATE: 2009/04/20 APPROVED BY: MWOLSZCZAK DATE: 2009/04/20	TITLE	MATERIAL NO.	SHEET NO.
		mm	INCH																													
	4 PLACES	± ---	± ---																													
3 PLACES	± ---	± ---																														
2 PLACES	± ---	± ---																														
1 PLACE	± ---	± ---																														
mm	INCH																															
± ---	± ---																															
± ---	± ---																															
± ---	± ---																															
± ---	± ---																															
DESCRIPTION	ANGULAR ±---°	DRAFT WHERE APPLICABLE MUST REMAIN WITHIN DIMENSIONS	SEE DRAWING	MOLEX INCORPORATED	EJT3XXXXXX	1 OF 4																										



JUNIOR KONEKTOR

TYP KONEKTORA:

1 - PROSTY, 2 PINY, POJEDYNCZY

3 - PROSTY, 4 PINY, POJEDYNCZY

E - 90 ST, 2 PINY, POJEDYNCZY

G - 90 ST, 2 PINY, POJEDYNCZY

A - PROSTY, 2 PINY, STRONA 2 - M12

TYP KABLA/CABLE TYPE
PATRZ TABELA 1/SEE TABLE 1

KOLOR MOULDINGU/HEAD COLOUR:
G=SZARY/GREY;
N=CZARNY/BLACK;
T=PRZEZROCZYSTY/TRANSPARENT;
A=CZARNY/BLACK;
B=SZARY/GREY.

DLUGOSC KABLA W CM/CABLE LENGTH IN CM
NP:050=50 CM, 300=300 CM.

ORIGINAL RELEASE EC NO: WEU2009-0449 DRWN: MWOLSZCZAK 2009/06/30 CHKD: MDABROWSKA 2009/07/01 APPR: GOGRODNIK 2009/07/01	DESCRIPTION REV A	QUALITY SYMBOLS ▽=0 ◻=0	GENERAL TOLERANCES (UNLESS SPECIFIED)		DIMENSION STYLE MM ONLY		SCALE ---	DESIGN UNITS METRIC	FIRST ANGLE PROJECTION			
				mm	INCH	DRAWN BY	DATE	TITLE				
			4 PLACES	± ---	± ---	MLEVYTSKYY	2009/04/20	MPM EJT3XXXXXX				
			3 PLACES	± ---	± ---	CHECKED BY	DATE					
			2 PLACES	± ---	± ---	MDABROWSKA	2009/04/20					
			1 PLACE	± ---	± ---	APPROVED BY	DATE					
			ANGULAR ± ---°			MWOLSZCZAK	2009/04/20	MOLEX INCORPORATED				
DRAFT WHERE APPLICABLE MUST REMAIN WITHIN DIMENSIONS			SEE DRAWING		MATERIAL NO.		DOCUMENT NO.			SHEET NO.		
					A3		EJT3XXXXXX			2 OF 4		
THIS DRAWING CONTAINS INFORMATION THAT IS PROPRIETARY TO MOLEX INCORPORATED AND SHOULD NOT BE USED WITHOUT WRITTEN PERMISSION												

10

TABELA 2 KABLE/TABLE 2 CABLES

MOLEX PN	mPm	Code	PRZEZEW	PRZEKROJ	MATERIAL	KOLOR/COLOUR	SREDNICA Ø	DIN A-B	DIN C
1210180080	I	0	3	1 mm2	PVC CEI 2022 II O.R.	Szary/Grey RAL7035	-	-	-
1210180467	A	2	2	20 AWG	PVC CSA/UL 2661	Czamy/Black	5,5+/-0,2 mm	OK.	OK.
-	A	2	3	20 AWG	PVC CSA/UL 2661	Czamy/Black	5,6+/-0,2 mm	OK.	OK.
1210180394	A	2	4	20 AWG	PVC CSA/UL 2661	Czamy/Black	6,2+/-0,2 mm	OK.	OK.
-	A	2	5	20 AWG	PVC CSA/UL 2661	Czamy/Black	7+/-0,2 mm	OK.	-
1210180297	B	2	2	20 AWG	PUR CSA/UL 20668	Czamy/Black	5,5+/-0,2 mm	OK.	OK.
1210180126	B	2	3	20 AWG	PUR CSA/UL 20668	Czamy/Black	5,6+/-0,2 mm	OK.	OK.
1210180387	B	2	4	20 AWG	PUR CSA/UL 20668	Czamy/Black	6,2+/-0,2 mm	OK.	OK.
-	B	2	5	20 AWG	PUR CSA/UL 20668	Czamy/Black	7+/-0,2 mm	OK.	-
1210180122	D	2	3	0,6 mm2	PVC TI2 CEI 20-20	Szary/Grey	-	-	-
-	F	2	3	0,5 mm2	CNOMO	Szary/Grey RAL7000	5,5+/-0,2 mm	OK.	OK.
1210180047	I	2	2	0,5 mm2	PVC CEI 2022 II O.R.	Szary/Grey RAL7035	5,5+/-0,2 mm	OK.	OK.
-	I	2	3	0,5 mm2	PVC CEI 2022 II O.R.	Szary/Grey RAL7035	5,5+/-0,2 mm	OK.	OK.
1210180146	I	2	4	0,5 mm2	PVC CEI 2022 II O.R.	Szary/Grey RAL7035	6,5+/-0,2 mm	OK.	-
1210180177	I	2	5	0,5 mm2	PVC CEI 2022 II O.R.	Szary/Grey RAL7035	7+/-0,2 mm	OK.	-
1210180022	N	2	2	0,5 mm2	PVCH03	Czamy/Black	5,1+/-0,2-0 mm	OK.	OK.
1210180064	N	2	3	0,5 mm2	PVCH03	Czamy/Black	5,4+/-0,2-0 mm	OK.	OK.
1210180153	N	2	4	0,5 mm2	PVCH03	Czamy/Black	5,75+/-0,2-0 mm	OK.	OK.
1210180046	P	2	2	0,5 mm2	PUR - BLEND	Czamy/Black	5,5+/-0,2 mm	OK.	OK.
-	P	2	3	0,5 mm2	PUR - BLEND	Czamy/Black	5,5+/-0,2 mm	OK.	OK.
1210180302	P	2	4	0,5 mm2	PUR - BLEND	Czamy/Black	-	-	-
-	P	2	5	0,5 mm2	PUR - BLEND	Czamy/Black	7+/-0,2 mm	OK.	OK.
1210180409	A	3	2	18 AWG	PVC CSA/UL 2661	Czamy/Black	6,5+/-0,2 mm	OK.	-
1210180129	A	3	3	18 AWG	PVC CSA/UL 2661	Czamy/Black	6,5+/-0,2 mm	OK.	-
1210180159	A	3	4	18 AWG	PVC CSA/UL 2661	Czamy/Black	7+/-0,2 mm	OK.	-
-	A	3	5	18 AWG	PVC CSA/UL 2661	Czamy/Black	7,8+/-0,2 mm	OK.	-
1210180351	B	3	2	18 AWG	PUR CSA/UL 20668	Czamy/Black	6,5+/-0,2 mm	OK.	-
1210180127	B	3	3	18 AWG	PUR CSA/UL 20668	Czamy/Black	6,5+/-0,2 mm	OK.	-
1210180127	B	3	4	18 AWG	PUR CSA/UL 20668	Czamy/Black	7+/-0,2 mm	OK.	-
-	B	3	5	18 AWG	PUR CSA/UL 20668	Czamy/Black	7,8+/-0,2 mm	OK.	-
1210180073	D	3	3	0,75 mm2	PVC TI2 CEI 20-20	Szary/Grey	-	-	-
1210180145	D	3	4	0,75 mm2	PVC TI2 CEI 20-20	Szary/Grey	-	-	-
1210180120	I	3	3	0,75 mm2	PVC CEI 2022 II O.R.	Szary/Grey RAL7035	-	-	-
1210180143	I	3	4	0,75 mm2	PVC CEI 2022 II O.R.	Szary/Grey RAL7035	-	-	-
1210180032	N	3	2	0,75 mm2	PVCH05	Czamy/Black	6,2+/-0,2-0 mm	OK.	-
1210180069	N	3	3	0,75 mm2	PVCH05	Czamy/Black	6,6+/-0,2-0 mm	OK.	-
-	N	3	4	0,75 mm2	PVCH05	Czamy/Black	7,15+/-0,2-0 mm	OK.	-
1210180174	N	3	5	0,75 mm2	PVCH05	Czamy/Black	8,0+/-0,2-0 mm	OK.	-
-	P	3	2	0,75 mm2	PUR - BLEND	Czamy/Black	6,5+/-0,2 mm	OK.	-

TABELA 2 KABLE/TABLE 2 CABLES

MOLEX PN	mPm	Code	PRZEZEW	PRZEKROJ	MATERIAL	KOLOR/COLOUR	SREDNICA Ø	DIN A-B	DIN C
1210180071	P	3	3	0,75 mm2	PUR - BLEND	Czamy/Black	6,5+/-0,2 mm	OK.	-
1210180152	P	3	4	0,75 mm2	PUR - BLEND	Czamy/Black	7+/-0,2 mm	OK.	-
1210180384	R	3	3	0,75 mm2	TPR HAL. FREE	Czamy/Black	6,5+/-0,2 mm	OK.	-
1210180094	T	3	3	0,75 mm2	PUR CSA/UL	Zółty/Yellow	-	-	-
1210180309	Y	3	3	0,75 mm2	SIL/0300	Czerwony/Red	6,5+/-0,2 mm	-	-
1210180081	F	4	3	1 mm2	CNOMO	Szary/Grey RAL7000	-	-	-
-	F	4	4	1 mm2	CNOMO	Szary/Grey RAL7000	7,1+0,2-0 mm	OK.	-
1210180042	I	4	2	1 mm2	PVC CEI 2022 II O.R.	Szary/Grey RAL7035	7,1+0,2-0 mm	OK.	-
1210180079	I	4	3	1 mm2	PVC CEI 2022 II O.R.	Szary/Grey RAL7035	7,1+0,2-0 mm	OK.	-
1210180036	N	4	2	1 mm2	PVCH05	Czamy/Black	6,5+0,2-0 mm	OK.	-
1210180082	N	4	3	1 mm2	PVCH05	Czamy/Black	6,9+0,2-0 mm	OK.	-
1210180117	R	4	3	1 mm2	TPR HAL. FREE	Czamy/Black	-	-	-
1210180085	N	5	3	1,5 mm2	PVCH05	Czamy/Black	8,3+0,2-0 mm	OK.	-
1210180313	I	6	2	0,35 mm2	PVC CEI 2022 II O.R.	Szary/Grey RAL7035	-	-	-
-	A	7	3	20 AWG	PVC CSA/UL 2661	Zółty/Yellow	5,6+/-0,2 mm	OK.	OK.
1210180149	I	9	4	0,75 mm2	PVC CEI 2022 II O.R.	Szary/Grey RAL7035	-	-	-

TABELA 1 TYPY KABLI/TABLE 1 CABLES TYPE

Znakowanie /Code	Rodzaje kabla /Cable types	Właściwości /Features	Przekroje /Stranding
N	PVC	Kabel z dobrą rezystancją w wodzie ale słabą w oleju./Application general purpose cable which has good resistance to water, but usually poor oil resistance.	0,5 mm2 = 15 x 0,20 0,75 mm2 = 21 x 0,20 1 mm2 = 28 x 0,20
I	PVC	Zatwierdzone przez IEC 332-2A, samogaszący./Approved to IEC 332-2A, flame retardant and self extinguishing. Limited resistant to mineral oils.	0,5 mm2 = 28 x 0,15 0,75 mm2 = 42 x 0,15 1 mm2 = 32 x 0,20
P	PVC	Dobra rezystancja w olejach i chemikaljach./Offer good resistance to oil and chemicals. Can swell when constantly immersed in water.	0,5 mm2 = 28 x 0,15 0,75 mm2 = 42 x 0,15 1 mm2 = 32 x 0,20
A	PVC	Zatwierdzony przez CSA-UL 2661.Dobra rezystancja na wodę słabą na olej./ Approved to CSA-UL 2661, application general purpose cable which has good resistance to water, but usually poor oil resistance.	20 AWG = 32 x 0,15 18 AWG = 52 x 0,15
B	PVC	Zatwierdzony przez CSA-UL 20668, bardzo dobra rezystancja w oleju i chemikaljach./ Approved to CSA-UL 20668, very good resistance to oil and chemicals.	20 AWG = 32 x 0,15 18 AWG = 52 x 0,15

ORIGINAL RELEASE EC NO: WEU2009-0449 DRWIN: MWOLSZCZAK 2009/06/30 CHYKD: MDABROWSKA 2009/07/01 APPR: GOGRODNIK 2009/07/01	QUALITY SYMBOLS ▽=0 ◻=0	GENERAL TOLERANCES (UNLESS SPECIFIED)		DIMENSION STYLE MM ONLY		SCALE ---	DESIGN UNITS METRIC	FIRST ANGLE PROJECTION		
		mm	INCH	DRAWN BY	DATE	TITLE				
		4 PLACES ± --- ± ---	3 PLACES ± --- ± ---	MLEVYTSKYY	2009/04/20	MPM EJT3XXXXXX				
		2 PLACES ± --- ± ---	1 PLACE ± --- ± ---	MDABROWSKA	2009/04/20					
ANGULAR ± ---°		APPROVED BY	DATE	MATERIAL NO.		DOCUMENT NO.				
DRAFT WHERE APPLICABLE MUST REMAIN WITHIN DIMENSIONS		SEE DRAWING		MWOLSZCZAK 2009/04/20		MOLEX INCORPORATED		EJT3XXXXXX		
SIZE A3		THIS DRAWING CONTAINS INFORMATION THAT IS PROPRIETARY TO MOLEX INCORPORATED AND SHOULD NOT BE USED WITHOUT WRITTEN PERMISSION								

9

8

7

6

5

4

3

2

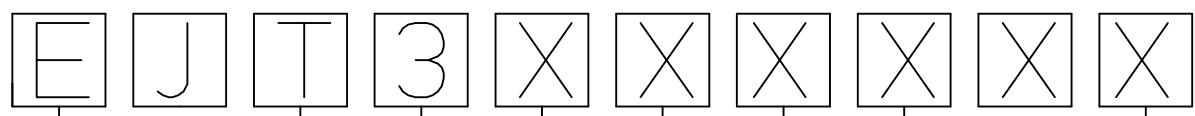
1

TABELA 3/CHART 3

MOLEX P/N	WOODHEAD P/N	MOLEX P/N	WOODHEAD P/N
1210470006	EJT3N2N400		
1210470009	EJT3P2N200		
1210470004	EJT3P3N300		
1210470005	EJT3P3N500		

ORIGINAL RELEASE EC NO: WEU2009-0449 DRWN: MWOLSZCZAK 2009/06/30 CHKD: MDABROWSKA 2009/07/01 APPR: COGRODNIK 2009/07/01 A	DESCRIPTION REV	QUALITY SYMBOLS ▽=0 ≻=0	GENERAL TOLERANCES (UNLESS SPECIFIED)		DIMENSION STYLE MM ONLY		SCALE ---	DESIGN UNITS METRIC	FIRST ANGLE PROJECTION		
			mm	INCH	DRAWN BY	DATE	TITLE MPM EJT3XXXXXX				
		4 PLACES	± ---	± ---	MLEVYTSKY	2009/04/20					
		3 PLACES	± ---	± ---	CHECKED BY	DATE	MOLEX INCORPORATED				
		2 PLACES	± ---	± ---	MDABROWSKA	2009/04/20					
		1 PLACE	± ---	± ---	APPROVED BY	DATE	DOCUMENT NO. EJT3XXXXXX				
ANGULAR	± ---°		MWOLSZCZAK	2009/04/20							
DRAFT WHERE APPLICABLE MUST REMAIN WITHIN DIMENSIONS			MATERIAL NO.		SEE DRAWING		SHEET NO.		4 OF 4		
A			SIZE		A3		THIS DRAWING CONTAINS INFORMATION THAT IS PROPRIETARY TO MOLEX INCORPORATED AND SHOULD NOT BE USED WITHOUT WRITTEN PERMISSION				

10 9 8 7 6 5 4 3 2 1



JUNIOR CONNECTORS

CONNECTOR TYPE: _____

3 - STRAIGHT, 4 WIRES, SINGLY ENDED

CABLE TYPE, SEE SHEET 2, CHART 1 AND CHART 2 _____

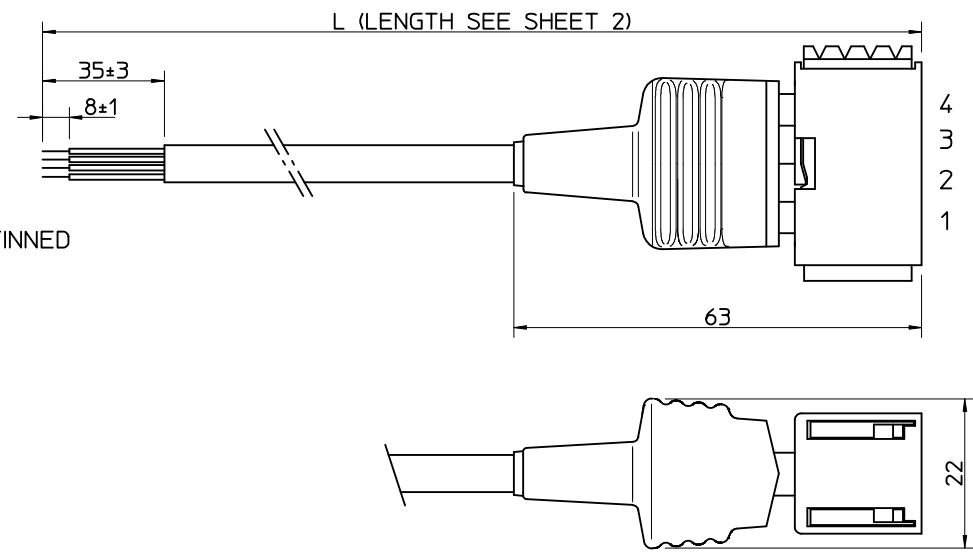
HEAD COLOR: _____

G=GRAY; N=BLACK; T=TRANSPARENT; A=CSA-UL BLACK; B=CSA-UL GRAY

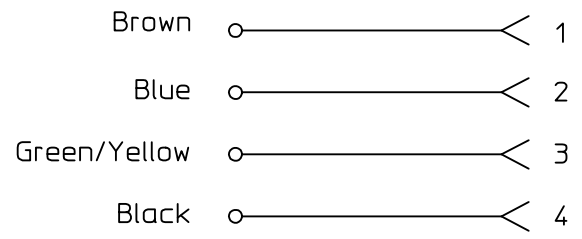
CABLE LENGTH IN CENTIMETRES: _____

EXAMPLE: 050=50 CM, 300=300 CM.

Table of length tolerances [mm]		
Over	Up to and including	Tolerance
0	1000	±20
1000	3000	±30
3000	5000	±40
5000	10000	±50
10000	15000	±100
15000	20000	±150
20000		±L/100



ELECTRICAL DIAGRAM



ORIGINAL RELEASE EC NO: IPG2014-1496 DRWN: JMARSZALEK 2011/12/07 CHKD: MSZWAJKOWSKI 2014/03/10 APPR: MIWASIECZKO 2014/03/10	QUALITY SYMBOLS	GENERAL TOLERANCES (UNLESS SPECIFIED)		DIMENSION STYLE MM ONLY		SCALE -	DESIGN UNITS METRIC	THIRD ANGLE PROJECTION	
	▽=0 ◻=0		mm	INCH	DRAWN BY JMARSZALEK	DATE 2011/12/07	TITLE JUNIOR CONNECTORS 4 POLES EJT3XXXXXXX		
		4 PLACES	± ---	± ---	CHECKED BY MSZWAJKOWSKI	DATE 2014/03/10	DOCUMENT NO. SD-121047-001		
		3 PLACES	± ---	± ---	APPROVED BY MIWASIECZKO	DATE 2014/03/10	SHEET NO. 1 OF 2		
	2 PLACES	± ---	± ---	MATERIAL NO. MATRIX DRAWING		THIS DRAWING CONTAINS INFORMATION THAT IS PROPRIETARY TO MOLEX INCORPORATED AND SHOULD NOT BE USED WITHOUT WRITTEN PERMISSION			
	1 PLACE	± ---	± ---	ANGULAR ± --- °					
	0 PLACE	± ---	± ---	DRAFT WHERE APPLICABLE MUST REMAIN WITHIN DIMENSIONS					

9 8 7 6 5 4 3 2 1

TABELA 2 KABLE/TABLE 2 CABLES

Molex PN Raw cable	Cable type	Cable code	Wires no.	Cross Section	Jacket material	Jacket color	Diameter Ø [mm]	Wire colors
1210180080	I	0	3	1 mm ²	PVC CEI 2022 II O.R.	Grey	6.4±0.2	BN, BU, GN/YE
1210180467	A	2	2	20 AWG	PVC CSA/UL 2661	Black	5.4±0.2	BN, BU
1210180128	A	2	3	20 AWG	PVC CSA/UL 2661	Black	5.6±0.2	BN, BU, GN/YE
1210180394	A	2	4	20 AWG	PVC CSA/UL 2661	Black	6.2±0.25	BN, BU, BK, GN/YE
1210180297	B	2	2	20 AWG	PUR CSA/UL 20668	Black	5.6±0.2	BN, BU
1210180126	B	2	3	20 AWG	PUR CSA/UL 20668	Black	5.6±0.2	BN, BU, GN/YE
1210180387	B	2	4	20 AWG	PUR CSA/UL 20668	Black	6.3±0.2	BN, BU, BK, GN/YE
1210180122	D	2	3	0.5 mm ²	PVC CEI 20-20	Grey	5.5±0.2	BN, BU, GN/YE
1210180047	I	2	2	0.5 mm ²	PVC CEI 2022 II O.R.	Grey	5.5+0.3/-0	BN, BU
1210180284	I	2	3	0.5 mm ²	PVC CEI 2022 II O.R.	Grey	5.5+0.3/-0	BN, BU, GN/YE
1210180146	I	2	4	0.5 mm ²	PVC CEI 2022 II O.R.	Grey	6.5±0.2	BN, BU, BK, GN/YE
1210180177	I	2	5	0.5 mm ²	PVC CEI 2022 II O.R.	Grey	7.0+0.3/-0	BN, BU, BK, WH, GN/YE
1210180022	N	2	2	0.5 mm ²	PVC H03VV-F	Black	5.2±0.2	BN, BU
1202092753	N	2	3	0.5 mm ²	PVC H03VV-F	Black	5.5±0.2	BN, BU, GN/YE
1210180193	N	2	4	0.5 mm ²	PVC H03VV-F	Black	5.9±0.3	BN, BU, BK, GN/YE
1210180046	P	2	2	0.5 mm ²	PUR - BLEND	Black	5.5±0.2	BN, BU
1202092439	P	2	3	0.5 mm ²	PUR - BLEND	Black	5.5+0.3/-0	BN, BU, GN/YE
1210180302	P	2	4	0.5 mm ²	PUR - BLEND	Black	6.5±0.2	BN, BU, BK, GN/YE
1202092216	P	2	5	0.5 mm ²	PUR - BLEND	Black	7+0.3/-0.1	BN, BU, BK, WH, GN/YE
1210180409	A	3	2	18 AWG	PVC CSA/UL 2661	Black	6.2±0.25	BN, BU
1210180129	A	3	3	18 AWG	PVC CSA/UL 2661	Black	6.5±0.25	BN, BU, GN/YE
1210180199	A	3	4	18 AWG	PVC CSA/UL 2661	Black	7.0+0.3/-0	BN, BU, BK, GN/YE
1210180464	A	3	5	18 AWG	PVC CSA/UL 2661	Black	7.8±0.25	BN, BU, BK, WH, GN/YE
1210180351	B	3	2	18 AWG	PUR CSA/UL 20668	Black	6.2±0.2	BN, BU
1210180127	B	3	3	18 AWG	PUR CSA/UL 20668	Black	6.5±0.2	BN, BU, GN/YE
1210180160	B	3	4	18 AWG	PUR CSA/UL 20668	Black	7±0.2	BN, BU, BK, GN/YE
1210180463	B	3	5	18 AWG	PUR CSA/UL 20668	Black	7.8±0.25	BN, BU, BK, WH, GN/YE
1210180073	D	3	3	0.75 mm ²	PVC CEI 20-20	Grey	6.5±0.2	BN, BU, GN/YE
1210180145	D	3	4	0.75 mm ²	PVC CEI 20-20	Grey	7.1±0.2	BN, BU, BK, GN/YE
1202098206	I	3	2	0.75 mm ²	PVC CEI 2022 II O.R.	Grey	5.5±0.2	BK1, BK2
1210180120	I	3	3	0.75 mm ²	PVC CEI 2022 II O.R.	Grey	6.0±0.2	BK1, BK2, BK3
1210180143	I	3	4	0.75 mm ²	PVC CEI 2022 II O.R.	Grey	7.0±0.2	BN, BU, BK, GN/YE
1210180032	N	3	2	0.75 mm ²	PVC H05VV-F	Black	6.2±0.2	BN, BU
1210180069	N	3	3	0.75 mm ²	PVC H05VV-F	Black	6.5±0.2	BN, BU, GN/YE
1210180144	N	3	4	0.75 mm ²	PVC H05VV-F	Black	7.1±0.2	BN, BU, BK, GN/YE
1210180174	N	3	5	0.75 mm ²	PVC H05VV-F	Black	8.0+0.2/-0	BN, BU, BK, GY, GN/YE
1202094190	P	3	2	0.75 mm ²	PUR - BLEND	Black	6.5±0.2	BN, BU
1210180071	P	3	3	0.75 mm ²	PUR - BLEND	Black	6.5±0.2	BN, BU, GN/YE
1210180182	P	3	4	0.75 mm ²	PUR - BLEND	Black	7.0±0.2	BN, BU, BK, GN/YE

TABELA 2 KABLE/TABLE 2 CABLES

Molex PN Raw cable	Cable type	Cable code	Wires no.	Cross Section	Jacket material	Jacket color	Diameter Ø [mm]	Wire colors
1210180384	R	3	3	0.75 mm ²	TPR HAL. FREE	Black	6.5±0.2	BN, BU, GN/YE
1210180094	T	3	3	0.75 mm ²	PUR CSA/UL 20668	Yellow	6.5±0.2	BN, BU, GN/YE
1210180309	Y	3	3	0.75 mm ²	SILICONE RUBBER	Red	6.5±0.2	BN, BU, GN/YE
1210180081	F	4	3	1 mm ²	PVC CNOMO	Grey	7.1+0.2/-0	BK1, BK2, GN/YE
1210180042	I	4	2	1 mm ²	PVC CEI 2022 II O.R.	Grey	7.1+0.2/-0	BN, BU
1210180079	I	4	3	1 mm ²	PVC CEI 2022 II O.R.	Grey	7.1+0.2/-0	BN, BU, GN/YE
1210180036	N	4	2	1 mm ²	PVC H05VV-F	Black	6.5±0.2	BN, BU
1210180082	N	4	3	1 mm ²	PVC H05VV-F	Black	6.9±0.2	BN, BU, GN/YE
1210180117	R	4	3	1 mm ²	TPR HAL. FREE	Black	7.1±0.2	BN, BU, GN/YE
1210180085	N	5	3	1.5 mm ²	PVC H05VV-F	Black	7.9±0.2	BN, BU, GN/YE
1210180313	I	6	2	0.35 mm ²	PVC CEI 2011	Grey	4.8±0.2	BN, WH
1210180149	I	9	4	0.75 mm ²	PVC CEI 2022 II	Grey	7.3±0.2	BN, BU, BK, GN/YE

TABELA 1 TYPY KABLI/TABLE 1 CABLES TYPE

Code	Cable types	Features
N	PVC	Kabel z dobra odpornoscia na wode ale zwykle slaba na olej. Application general purpose cable which has good resistance to water, but usually poor oil resistance.
I	CEI	Zatwierdzone przez IEC 332-2A, samogaszacy. Ograniczona odpornosc na oleje. / Approved to IEC 332-2A, flame retardant and self extinguishing. Limited resistant to mineral oils.
P	PUR	Kabel z dobra odpornoscia na olej i chemikalia. Moze peczniec gdy stale zanurzony w wodzie. / Offer good resistance to oil and chemicals. Can swell when constantly immersed in water.
A	PVC CSA-UL	Zatwierdzony porzez CSA-UL 2661. Dobra odpornosc na wode, slaba na olej Approved to CSA-UL 2661, application general purpose cable which has good resistance to water, but usually poor oil resistance.
B	PUR CSA-UL	Zatwierdzony przez CSA-UL 20668, bardzo dobra odpornosc na olej i chemikalia, / Approved to CSA-UL 20668, very good resistance to oil and chemicals.

ORIGINAL RELEASE EC NO: IPG2014-1496 DRWIN: JMARSZALEK 2011/12/07 CHYKD: MSZWAJKOWSKI 2014/03/10 APPR: MIWASIECZKO 2014/03/10	QUALITY SYMBOLS	GENERAL TOLERANCES (UNLESS SPECIFIED)	DIMENSION STYLE	SCALE	DESIGN UNITS	THIRD ANGLE PROJECTION
	▼ = 0 ◁ = 0	mm INCH 4 PLACES ± --- ± --- 3 PLACES ± --- ± --- 2 PLACES ± --- ± --- 1 PLACE ± --- ± --- 0 PLACE ± --- ±	MM ONLY	-	METRIC	
	DRAWN BY DATE JMARSZALEK 2011/12/07 CHECKED BY DATE MSZWAJKOWSKI 2014/03/10 APPROVED BY DATE MIWASIECZKO 2014/03/10	MATERIAL NO. ANGULAR ± --- ° DRAFT WHERE APPLICABLE MUST REMAIN WITHIN DIMENSIONS	DRAWN BY DATE JMARSZALEK 2011/12/07 CHECKED BY DATE MSZWAJKOWSKI 2014/03/10 APPROVED BY DATE MIWASIECZKO 2014/03/10	TITLE JUNIOR CONNECTORS 4 POLES EJT3XXXXXX	SHEET NO. 2 OF 2	
	MATRIX DRAWING	DOCUMENT NO. SD-121047-001	THIS DRAWING CONTAINS INFORMATION THAT IS PROPRIETARY TO MOLEX INCORPORATED AND SHOULD NOT BE USED WITHOUT WRITTEN PERMISSION			