
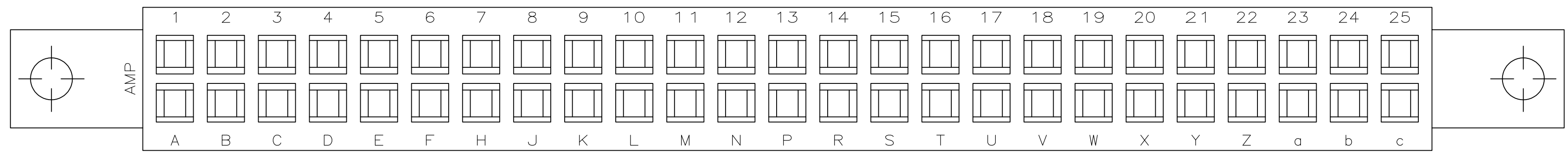


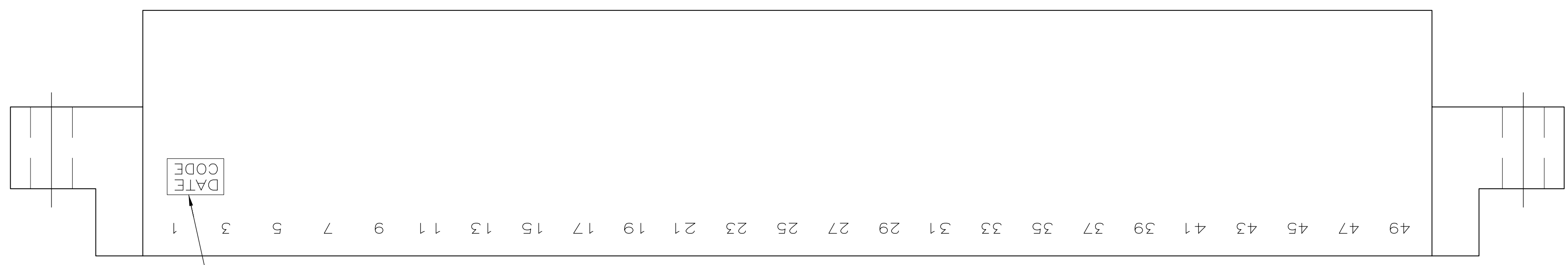
THIS DRAWING IS A CONTROLLED DOCUMENT.		DWN: J. GALLUCCI BG CHK: H. ROSE APVD: H. ROSE DATE: 3/2/94	12-10-92 3/2/94	 TE Connectivity
DIMENSIONS: MM(INCHES)	TOLERANCES, UNLESS OTHERWISE SPECIFIED:	PRODUCT SPEC	NAME	
0 PLC ± -	1 PLC ± -	APPLICATION SPEC	HOUSING, CRIMP SNAP	
2 PLC ± -	3 PLC ± 0.13 [.005]	WEIGHT	TWIN LEAF, .156	
4 PLC ± -	ANGLES ± -	CUSTOMER DRAWING	WITH MOUNTING EARS	
MATERIAL: GLASS FILLED POLYESTER COLOR: BLACK	FINISH: -	SCALE: 4:1	SIZE: A1	
		SHEET: 1 OF 2	CAGE CODE: 00779	
		REV: AA2	DRAWING NO: 583859	



- 1 FIRST 22 POSITIONS MARKED WITH UPPER CASE LETTERS, FOLLOWED BY LOWER CASE LETTERS, FOLLOWED BY UPPERCASE AA,AB,AC ETC. CHARACTERS G,I,O AND Q ARE OMITTED. SEE TABLE FOR END CAVITY IDENTIFICATION.
- 2 PULL GROOVES OPTIONAL THESE LOCATIONS REF ONLY.
- 3 HOUSING PART NUMBER, UL & CSA LOGO'S TO BE MOLDED IN THIS AREA. UL LOGO PER 1-18838-3, CSA LOGO PER 1-18839-3.
- 4 CORING AT AMP'S OPTION REF ONLY.
- 5 HOT STAMP CUSTOMER PART NUMBER 2471-3190 IN THIS AREA FOR 1-583859-7 ONLY.
- 6 STAMPED WITH SPECIAL CAVITY IDENTIFICATION ON SIDES OF HOUSING.
- 7 $\phi 6.35 \pm 0.38 [.250 \pm 0.015]$ WHITE DOT IN LOWER LEFT HAND CORNER.
- 8 DATE CODE TO BE MOLDED IN THIS AREA



1 OBSOLETE	10 & L	.128	2.409	2.159	1.600	1.888	1.724	10	2-583859-8	
OBSOLETE	14 & R	.128	3.033	2.783	2.224	2.512	2.348	14	2-583859-7	
6 OBSOLETE	25 & c	.128	4.749	4.500	3.940	4.228	4.064	25	2-583859-5	
	36 & r	.128	6.465	6.215	5.656	5.944	5.780	36	2-583859-3	
	8 & J	.128	2.097	1.847	1.288	1.576	1.412	8	2-583859-1	
OBSOLETE	24 & b	.128	4.593	4.343	3.784	4.072	3.908	24	1-583859-9	
5 OBSOLETE	28 & f	.128	5.217	4.967	4.408	4.696	4.532	28	1-583859-7	
	12 & N	.128	2.721	2.471	1.912	2.200	2.036	12	1-583859-5	
	6 & F	.128	1.785	1.535	.976	1.264	1.100	6	1-583859-3	
OBSOLETE	18 & V	.156	3.657	3.407	2.848	3.136	2.972	18	1-583859-1	
	10 & L	.128	2.409	2.159	1.600	1.888	1.724	10	583859-9	
	15 & S	.128	3.189	2.939	2.380	2.668	2.504	15	583859-7	
	18 & V	.128	3.657	3.407	2.848	3.136	2.972	18	583859-5	
	22 & Z	.128	4.281	4.031	3.472	3.760	3.596	22	583859-3	
	28 & f	.128	5.217	4.967	4.408	4.696	4.532	28	583859-1	
	END CAVITY IDENT		G	F	E	D	C	B	POSN	PART NUMBER



2-583859-5 ~~6~~

THIS DRAWING IS A CONTROLLED DOCUMENT.		OWN: J. GALLUCCI BC 12-10-92	PART NO	
DIMENSIONS: mm [INCHES]		CHK: H. ROSE 3/2/94	TE Connectivity	
TOLERANCES UNLESS OTHERWISE SPECIFIED:		APVD: H. ROSE 3/2/94	NAME	
0 PLC ±		PRODUCT SPEC	HOUSING, CRIMP SNAP	
1 PLC ±		APPLICATION SPEC	TWIN LEAF, .156	
2 PLC ±		WEIGHT	WITH MOUNTING EARS	
3 PLC ±		SCALE	SIZE CAGE CODE DRAWING NO	
4 PLC ±		SCALE 4:1	A1 00779 C=583859	
ANGLES ±		SHEET 2 OF 2	REV AA2	
FINISH		CUSTOMER DRAWING		