



Data sheet | Item number: 289-588

Interface module; with solder pin; Male connector; 37-pole; Mating connector with solder connection; Vertical mounting; PCB terminal blocks, double-row; in mounting carrier; with shield connection; 2,50 mm²



www.wago.com/289-588



Data

Electrical data

Operating voltage	≤ AC/DC 125 V
Nominal current	2 A

Subject to changes. Please also observe the further product documentation!

WAGO GmbH & Co. KG
Hansastr. 27
32423 Minden
Phone: +49571 887-0 | Fax: +49571 887-169
Email: info.de@wago.com | Web: www.wago.com

Do you have any questions about our products?
We are always happy to take your call at +49 (571) 887-44222.



Contact resistance (max.)	30 mΩ
Specialty functions	with shield connection

Safety and protection

Rated voltage	125 V
Rated surge voltage	0.8 kV
Pollution degree	2
Protection type	IP20
Insulation type	Basic insulation

Connection data

Performance level	2 / 200 mating cycles
Strain relief	UNC 4-40 stud bolt

Connection 1

Connector	D-subminiature male connector
Pole number 1	37
Connection type 1	System
Note (conductor cross-section)	12 AWG: THHN, THWN
Mating direction	vertical

Connection 2

Design 2	PCB terminal blocks (double-row)
Pole number 2	38
Connection type 2	Field
Connection technology 2	CAGE CLAMP®
WAGO connector 2	WAGO 236 Series
Solid conductor 2	0.08 ... 2.5 mm ² / 28 ... 12 AWG
Fine-stranded conductor 2	0.08 ... 2.5 mm ² / 28 ... 12 AWG
Strip length 2	5 ... 6 mm / 0.2 ... 0.24 inches

Physical data

Width	102 mm / 4.016 inches
Height	85 mm / 3.346 inches
Depth from upper-edge of DIN-rail	34 mm / 1.339 inches

Subject to changes. Please also observe the further product documentation!

WAGO GmbH & Co. KG
 Hansastr. 27
 32423 Minden
 Phone: +49571 887-0 | Fax: +49571 887-169
 Email: info.de@wago.com | Web: www.wago.com

Do you have any questions about our products?
 We are always happy to take your call at +49 (571) 887-44222.



Mechanical Data

Mounting type	DIN-35 rail
Housing design	Mounting carrier

Material Data

Contact material (connector)	Au over Ni
Fire load	1.46 MJ
Weight	108.7 g

Environmental requirements

Ambient temperature (operation)	-20 ... +50 °C
Ambient temperature (storage)	-40 ... +70 °C
Relative humidity	85% (non-condensing)

Standards and specifications

Standards/specifications	EN 61010-2-201
--------------------------	----------------

Commercial data

Product Group	6 (INTERFACE ELECTRONIC)
eCl@ss 10.0	27-14-11-52
eCl@ss 9.0	27-14-11-52
ETIM 8.0	EC002780
ETIM 7.0	EC002780
PU (SPU)	3 (1) pcs
Packaging type	box
Country of origin	DE
GTIN	4045454366988
Customs tariff number	85366990990

Environmental Product Compliance

RoHS Compliance Status	Compliant, No Exemption
------------------------	-------------------------

Approvals / Certificates

General approvals

Logo	Approval	Additional Approval Text	Certificate name
------	----------	--------------------------	------------------

Subject to changes. Please also observe the further product documentation!

WAGO GmbH & Co. KG
Hansastr. 27
32423 Minden
Phone: +49571 887-0 | Fax: +49571 887-169
Email: info.de@wago.com | Web: www.wago.com

Do you have any questions about our products?
We are always happy to take your call at +49 (571) 887-44222.



EAC

Brjansker Zertifizierungsstelle

TP TC 004/2011

EAC RU C-
DE.AM02.
B.00122
/19

UL

Underwriters Laboratories Inc. (ORDINARY LOCATIONS)

UL 508

E175199
Vol.2 Sec.
1

Optional accessories

Marking accessories

Marking strip

Item no.: 709-196

Marking strips; for laser printer; translucent

www.wago.com/709-196

Item no.: 709-178

Marking strips; on reel; 7.5 mm wide; not stretchable; plain; snap-on type; white

www.wago.com/709-178

Item no.: 709-177

Marking strips; on reel; 7.5 mm wide; not stretchable; plain; snap-on type; translucent

www.wago.com/709-177

Tool

Operating tool

Item no.: 210-720

Operating tool; Blade: 3.5 x 0.5 mm; with a partially insulated shaft; multicoloured

www.wago.com/210-720

Downloads

Documentation

Bid Text

289-588 X81 - Datei	2019 年2月19 日	xml 3.7 kB	Download
------------------------	--------------	---------------	----------

289-588 doc - Datei	2015 年2月6 日	doc 27.6 kB	Download
------------------------	-------------	----------------	----------

Instruction Leaflet

		pdf 1.3 MB	Download
--	--	---------------	----------

Additional Information

Disposal and Recycling Electrical and electronic equipment, Batteries, Packaging	V 1.1.0 2022 年8月18 日	pdf 2.2 MB	Download
---	-------------------------	---------------	----------

Subject to changes. Please also observe the further product documentation!

WAGO GmbH & Co. KG
Hansastr. 27
32423 Minden
Phone: +49571 887-0 | Fax: +49571 887-169
Email: info.de@wago.com | Web: www.wago.com

Do you have any questions about our products?
We are always happy to take your call at +49 (571) 887-44222.

CAD/CAE-Data

CAE data

EPLAN Data Portal 289-588	URL	Download
WSCAD Universe 289-588	URL	Download
ZUKEN Portal 289-588	URL	Download

CAD data

2D/3D Models 289-588	URL	Download
----------------------	---------------------	--------------------------


Environmental Product Compliance

Compliance Search


Environmental Product Compliance 289-588	URL	Download
Interface module; with solder pin; Male connector; 37-pole; Mating connector with solder connection; Vertical mounting; PCB terminal blocks, double-row; in mounting carrier; with shield connection; 2,50 mm ²		

Installation Notes

Conductor termination



Conductor termination – screwdriver actuation parallel to conductor entry



Conductor termination – screwdriver actuation perpendicular to conductor entry

Installation

Subject to changes. Please also observe the further product documentation!



Snapping a module onto DIN-rail.



Removing a module from the DIN-rail.

Subject to changes. Please also observe the further product documentation!