

Housing - HC-B 24-TMB-100/O1STM40S-STA - 1604625


Please be informed that the data shown in this PDF Document is generated from our Online Catalog. Please find the complete data in the user's documentation. Our General Terms of Use for Downloads are valid (<http://download.phoenixcontact.com>)



HEAVYCON ADVANCE standard powder-coated sleeve housing B24, with bayonet locking, height 100 mm, with 1xM40 thread, lateral cable outlet



Key commercial data

Packing unit	1 PCE
GTIN	 4 017918 948306
Custom tariff number	85389099
Country of origin	GERMANY

Technical data

General data

Note	For contact inserts HC-B24, BB46, D64, DD108, HV10/16, M
Design	B24
Height	100 mm
Width	57 mm
Length	152 mm
Housing type	Sleeve housings
Locking type	Bayonet locking
No. of cable exits	1
Cable exit	Lateral
Screw connection	None
Type of the screw connection	1x M40
Degree of protection for housing	IP65/67
Ambient temperature (operation)	-40 °C ... 125 °C
Housing material	Aluminum, die-cast

Housing - HC-B 24-TMB-100/O1STM40S-STA - 1604625

Technical data

General data

Housing surface material	Powder-coated, gray
Seal material	NBR
Material lock	High-grade steel
Material grip body interlock	PA-GF
Length of the assembly cutout	112 mm
Width of the assembly cutout	35 mm
Assembly instructions	In order to guarantee that the ground conductor contact functions even when plugged in at an angle, the two panel mounting flanges must have sufficient electrical contact with the metal mounting panel.

Classifications

ETIM

ETIM 2.0	EC000437
ETIM 3.0	EC000437
ETIM 4.0	EC000437
ETIM 5.0	EC000437

UNSPSC

UNSPSC 11	31261502
UNSPSC 12.01	31261502
UNSPSC 13.2	31261502
UNSPSC 6.01	31261502
UNSPSC 7.0901	31261502

eCl@ss

eCl@ss 4.0	272607xx
eCl@ss 4.1	27260701
eCl@ss 5.0	27143424
eCl@ss 5.1	27143424
eCl@ss 6.0	27371205
eCl@ss 7.0	27371205

Accessories

Accessories

Assembly

Housing - HC-B 24-TMB-100/O1STM40S-STA - 1604625

Accessories

Mounting flange - HC-B-BF - 1604641



Panel mounting flange for HEAVYCON ADVANCE TMB housing with bayonet locking

Mounting flange - HC-B-BF-SET - 1604654



Bayonet mounting flange set, consisting of 2 mounting flanges with 4 self-tapping Torx® head screws and 4 fan-type spacers

Protective covers - HC-B 24-TMB-SD-IP65 - 1690969



HEAVYCON ADVANCE IP65 protective cover B24, with bayonet locking, with retaining cord, diameter of retaining cord eyelet 3 mm

Cable gland - HC-K-KV-M40(19-28) - 1690655



Plastic screw connection up to 5 bar, thread length: 10 mm, cable diameter: 19 - 28 mm, WAF 46, screw connection: M40

Cable gland - HC-M-KV-M40(19-27) - 1690590



Metal screw connection up to 5 bar, thread length: 8 mm, cable diameter: 19 - 27 mm, WAF 43, screw connection: M40

Housing - HC-B 24-TMB-100/O1STM40S-STA - 1604625

Accessories

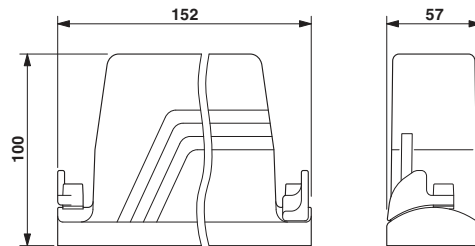
Cable gland - HC-M-KV-M40(27-34) - 1607729



Metal screw connection up to 5 bar, thread length: 8 mm, cable diameter: 27 ... 34 mm, WAF 50, screw connection: M40

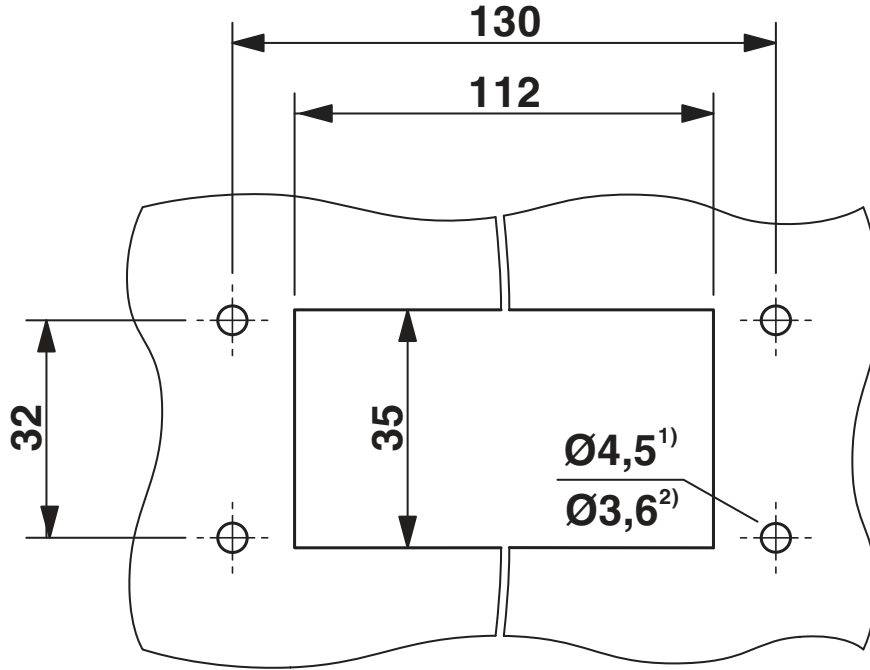
Drawings

Dimensioned drawing



Housing - HC-B 24-TMB-100/O1STM40S-STA - 1604625

Dimensioned drawing



Housing - HC-B 24-TMB-100/O1STM40S-STA - 1604625

²⁾ When self-tapping screws are used (Torx® 20, M4)

© Phoenix Contact 2013 - all rights reserved
<http://www.phoenixcontact.com>