

VS-08-4X2X26C6/BK-2XVS67/10

Order No.: 1658477


<http://eshop.phoenixcontact.de/phoenix/treeViewClick.do?UID=1658477>

Assembled Ethernet cable, CAT7, shielded, 4-pair, AWG 26 stranded (7-wire), RAL 9005 (black), RJ45/IP67 (black) on RJ45/IP67 (black), length: 10 m

Ethernet**Product notes**

WEEE/RoHS-compliant since:
09/04/2007

**Commercial data**

GTIN (EAN)	 4 046356 163156
Note	Made-to-order
sales group	D514
Pack	1 pcs.
Customs tariff	85444210
Catalog page information	Page 173 (PC-2007)

<http://www.download.phoenixcontact.com>
Please note that the data given here has been taken from the online catalog. For comprehensive information and data, please refer to the user documentation. The General Terms and Conditions of Use apply to Internet downloads.

Technical data**Mechanical characteristics**

Number of positions	8
Shielded	Yes
Insertion/withdrawal cycles	≥ 200
Cable diameter	7.90 mm

Cable structure	4x2xAWG26/7; S-FTP
Smallest bending radius, fixed installation	40 mm
Smallest bending radius, movable installation	40 mm
Length of cable	10 m
Ambient temperature (operation)	-40 °C ... 70 °C (cable, fixed installation)
	0 °C ... 50 °C (cable, flexible installation)
	(Male connector / female connector)

Material data

Housing material	PA
Contact carrier material	PC
Contact material	Copper alloy
Contact surface material	Gold over nickel
Material, O-ring	FPM
Cable seal material	NBR
Outer sheath, material	PUR
External sheath, color	Deep black RAL 9005
Degree of protection	IP67

Electrical characteristics

Rated voltage (III/3)	125 V
Transmission characteristics (category)	CAT6

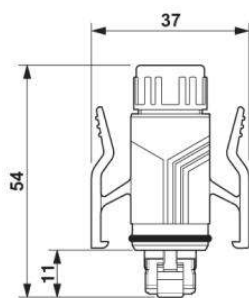
Line characteristics

Type of cable	Round cable
Cable type	Ethernet
Cable structure	4x2xAWG26/7; S-FTP
Conductor cross section	0.14 mm ²
AWG signal line	26
Conductor structure signal line	7x 0.16 mm
Core diameter including insulation	1 mm
External cable diameter	7.85 mm
Wire colors	White-blue, white-orange, white-green, white-brown
External sheath, color	Black RAL 9005
Insulation resistance	≥ 5 GΩ*km
Conductor resistance	≤ 150 Ω/km
Transmission characteristics (category)	CAT7

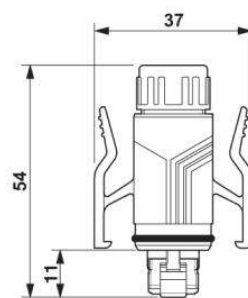
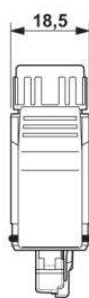
Working capacitance	42 pF
Wave impedance	100 Ω \pm 5% (At 100 MHz)
Signal speed	0.72 c
Signal runtime	0.46 ns/m
Shield attenuation	60 dB (Up to 1000 MHz)
Interference suppression	90 dB (Up to 1000 MHz)
Coupling resistance	5.00 m Ω /m (At 10 MHz)
Nominal voltage, conductor	125 V
Test voltage, conductor	1000 V
Twisted pairs	2 cores to the pair
Type of pair shielding	Aluminum-lined polyester foil
Overall twist	4 pairs for core
Shielding	Tinned copper braided shield
Optical shield covering	65 %
Outer sheath, material	PUR
Material conductor insulation	Cell PE
Conductor material	Bare Cu litz wires
Cable weight	44 kg/km
Smallest bending radius, fixed installation	40 mm
Resistance to oil	in accordance with DIN EN 60811-2-1

Diagrams/Drawings

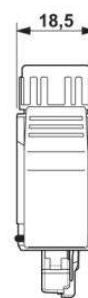
Dimensioned drawing



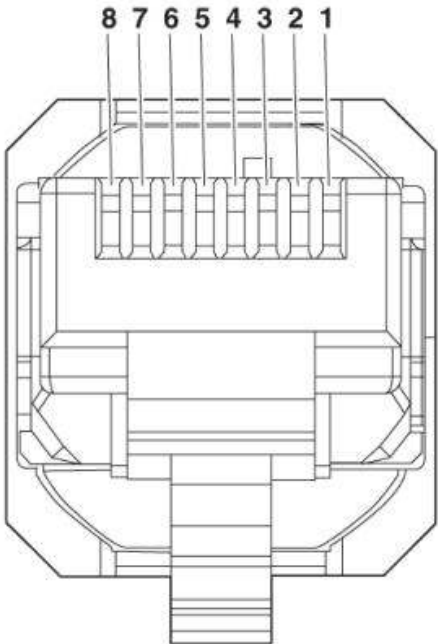
RJ45-plug connector, IP67



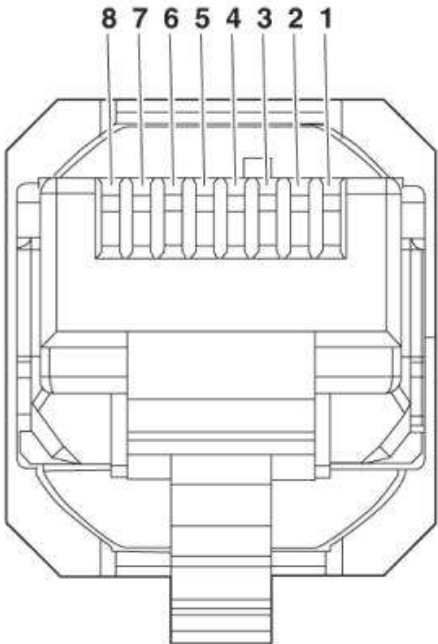
RJ45-plug connector, IP67



Schematic diagram



Connector pin assignment plug RJ45



Connector pin assignment plug RJ45

Address

PHOENIX CONTACT Deutschland GmbH
Flachmarktstr. 8
32825 Blomberg, Germany
Phone +49 5235 3 12000
Fax +49 5235 3 41200
<http://www.phoenixcontact.de>



© 2011 Phoenix Contact
Technical modifications reserved;