

PCH 6/ 4+4-G-7,62 P26THR - PCB header



1192659

<https://www.phoenixcontact.com/us/products/1192659>

Please be informed that the data shown in this PDF document is generated from our online catalog. Please find the complete data in the user documentation. Our general terms of use for downloads are valid.



PCB hybrid header, nominal cross section: 6 mm², color: black, nominal current: 41 A, 8 A, rated voltage (III/2): 630 V, contact surface: Tin, contact connection type: Pin, number of rows: 1, number of positions: 8, product range: PCH 6/..+4-G-THR, pitch: 7.62 mm, mounting: THR soldering, pin layout: Linear pinning, solder pin [P]: 2.6 mm, number of solder pins per potential: 3, plug-in system: COMBICON PC 6 hybrid, Pin connector pattern alignment: Standard, locking: Snap-in locking, mounting: without, type of packaging: packed in cardboard

Your advantages

- Designed for integration into the SMT soldering process
- Increased touch protection in the pin connector pattern for maximum safety even when not plugged in
- Easy PCB replacement thanks to plug-in modules

Commercial data

Item number	1192659
Packing unit	1 pc
Minimum order quantity	50 pc
Sales key	AA04
Product key	AADTDE
GTIN	4063151245511
Weight per piece (including packing)	14.41 g
Weight per piece (excluding packing)	14.41 g
Customs tariff number	85366930
Country of origin	CN

Technical data

Product properties

Product line	COMBICON Connectors L
Product type	PCB hybrid header
Product family	PCH 6/..+4-G-THR
Number of positions	8
Pitch	7.62 mm
Number of rows	1 2
Mounting flange	without
Pin layout	Linear pinning
Solder pins per potential	3

Electrical properties

Nominal current I_N	41 A
Nominal voltage U_N	630 V
Degree of pollution	3
Contact resistance	0.7 mΩ
Rated voltage (III/3)	630 V
Rated surge voltage (III/3)	6 kV
Rated voltage (III/2)	630 V
Rated surge voltage (III/2)	6 kV
Rated voltage (II/2)	1000 V
Rated surge voltage (II/2)	6 kV

Mounting

Mounting type	THR soldering
Pin layout	Linear pinning

Processing notes

Process	Reflow/wave soldering
Moisture Sensitive Level	MSL 1
Classification temperature T_c	260 °C
Solder cycles in the reflow	3

Material specifications

Material data - contact

Note	WEEE/RoHS-compliant, free of whiskers according to IEC 60068-2-82/JEDEC JESD 201
Contact material	Cu alloy
Surface characteristics	Tin-plated
Metal surface contact area (top layer)	Tin (3 - 6 μm Sn)
Metal surface contact area (middle layer)	Nickel (1.3 - 3 μm Ni)

PCH 6/ 4+4-G-7,62 P26THR - PCB header



1192659

<https://www.phoenixcontact.com/us/products/1192659>

Metal surface soldering area (top layer)	Tin (3 - 6 μm Sn)
Metal surface soldering area (middle layer)	Nickel (1.3 - 3 μm Ni)

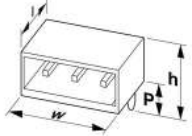
Material data - housing

Color (Housing)	black (9005)
Insulating material	LCP
Insulating material group	IIIa
CTI according to IEC 60112	175
Flammability rating according to UL 94	V0

Notes

Notes on operation	In accordance with IEC 61984, COMBICON connectors have no switching power (COC). During designated use, they must not be plugged in or disconnected when carrying voltage or under load.
--------------------	--

Dimensions

Dimensional drawing	
Pitch	7.62 mm
Width [w]	39.63 mm
Height [h]	19 mm
Length [l]	28.2 mm
Installed height	16.4 mm
Solder pin length [P]	2.6 mm

Mechanical tests

Conductor connection

Specification	IEC 60999-1:1999-11
Result	Test passed

Test for conductor damage and slackening

Specification	IEC 60999-1:1999-11
Result	Test passed

Test for conductor damage and slackening

Specification	IEC 60999-1:1999-11
Result	Test passed

Repeated connection and disconnection

Specification	IEC 60999-1:1999-11
Result	Test passed

Pull-out test

PCH 6/ 4+4-G-7,62 P26THR - PCB header



1192659

<https://www.phoenixcontact.com/us/products/1192659>

Specification	IEC 60999-1:1999-11
Conductor cross section/conductor type/tractive force setpoint/actual value	0.75 mm ² / solid / > 30 N
	0.75 mm ² / flexible / > 30 N
	10 mm ² / solid / > 90 N
	6 mm ² / flexible / > 80 N

Pull-out test

Specification	IEC 60999-1:1999-11
Conductor cross section/conductor type/tractive force setpoint/actual value	0.2 mm ² / solid / > 10 N
	0.2 mm ² / flexible / > 10 N
	1.5 mm ² / solid / > 40 N
	1.5 mm ² / flexible / > 40 N

Insertion and withdrawal forces

Result	Test passed
No. of cycles	25
Insertion strength per pos. approx.	5 N
Withdraw strength per pos. approx.	3 N

Contact holder in insert

Specification	IEC 60512-15-1:2008-05
Contact holder in insert Requirements >20 N	Test passed

Resistance of inscriptions

Specification	IEC 60068-2-70:1995-12
Result	Test passed

Polarization and coding

Specification	IEC 60512-13-5:2006-02
Result	Test passed

Visual inspection

Specification	IEC 60512-1-1:2002-02
Result	Test passed

Dimension check

Specification	IEC 60512-1-2:2002-02
Result	Test passed

Electrical tests

Thermal test | Test group C

Specification	IEC 60512-5-1:2002-02
Tested number of positions	5

Insulation resistance

Specification	IEC 60512-3-1:2002-02
---------------	-----------------------

PCH 6/ 4+4-G-7,62 P26THR - PCB header



1192659

<https://www.phoenixcontact.com/us/products/1192659>

Insulation resistance, neighboring positions	> 5 MΩ
--	--------

Temperature cycles

Specification	IEC 60999-1:1999-11
Result	Test passed

Air clearances and creepage distances | Power

Specification	IEC 60664-1:2007-04
Insulating material group	IIIa
Comparative tracking index (IEC 60112)	CTI 175
Rated insulation voltage (III/3)	630 V
Rated surge voltage (III/3)	6 kV
minimum clearance value - non-homogenous field (III/3)	5.5 mm
minimum creepage distance (III/3)	10 mm
Rated insulation voltage (III/2)	630 V
Rated surge voltage (III/2)	6 kV
minimum clearance value - non-homogenous field (III/2)	5.5 mm
minimum creepage distance (III/2)	6.3 mm
Rated insulation voltage (II/2)	1000 V
Rated surge voltage (II/2)	6 kV
minimum clearance value - non-homogenous field (II/2)	5.5 mm
minimum creepage distance (II/2)	10 mm

Air clearances and creepage distances | Signal

Specification	IEC 60664-1:2007-04
Insulating material group	IIIa
Comparative tracking index (IEC 60112)	CTI 175
Rated insulation voltage (III/3)	160 V
Rated surge voltage (III/3)	2.5 kV
minimum clearance value - non-homogenous field (III/3)	1.5 mm
minimum creepage distance (III/3)	2.5 mm
Rated insulation voltage (III/2)	160 V
Rated surge voltage (III/2)	2.5 kV
minimum clearance value - non-homogenous field (III/2)	1.5 mm
minimum creepage distance (III/2)	2.5 mm
Rated insulation voltage (II/2)	250 V
Rated surge voltage (II/2)	2.5 kV
minimum clearance value - non-homogenous field (II/2)	1.5 mm
minimum creepage distance (II/2)	2.5 mm

Environmental and real-life conditions

Vibration test

Specification	IEC 60068-2-6:2007-12
Frequency	10 - 150 - 10 Hz
Sweep speed	1 octave/min

PCH 6/ 4+4-G-7,62 P26THR - PCB header



1192659

<https://www.phoenixcontact.com/us/products/1192659>

Amplitude	0.35 mm (10 Hz ... 60.1 Hz)
Sweep speed	5g (60.1 Hz ... 150 Hz)
Test duration per axis	2.5 h

Durability test

Specification	IEC 60512-9-1:2010-03
Impulse withstand voltage at sea level	7.3 kV
Contact resistance R ₁	0.7 mΩ
Contact resistance R ₂	0.7 mΩ
Insertion/withdrawal cycles	25
Insulation resistance, neighboring positions	> 5 MΩ

Climatic test

Specification	ISO 6988:1985-02
Corrosive stress	0.2 dm ³ SO ₂ on 300 dm ³ /40 °C/1 cycle
Thermal stress	100 °C/168 h
Power-frequency withstand voltage	3.31 kV

Ambient conditions

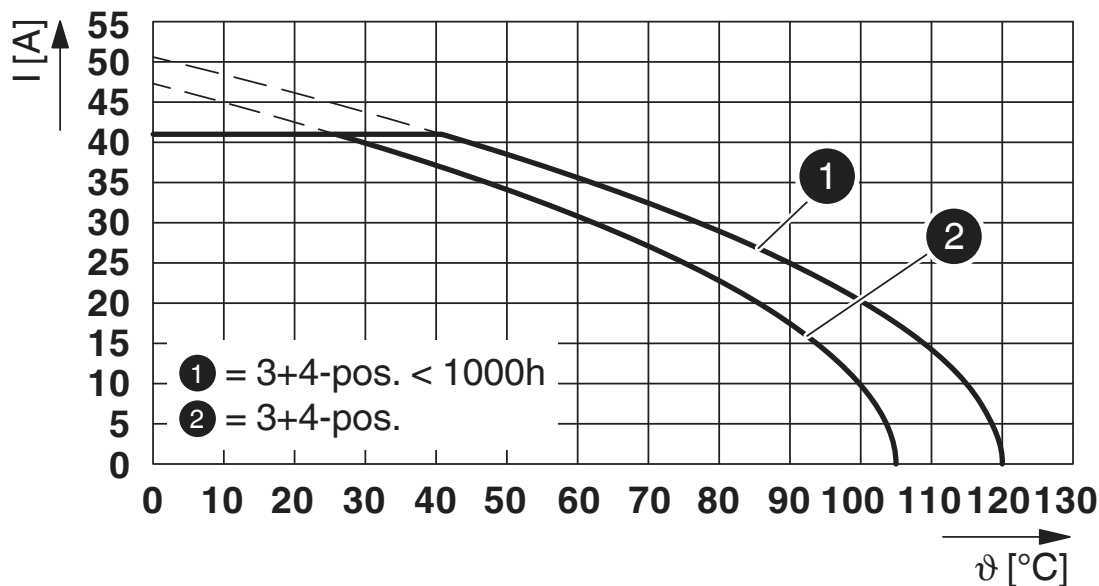
Ambient temperature (operation)	-40 °C ... 105 °C (dependent on the derating curve)
Ambient temperature (storage/transport)	-40 °C ... 70 °C
Relative humidity (storage/transport)	30 % ... 70 %
Ambient temperature (assembly)	-5 °C ... 100 °C

Packaging specifications

Type of packaging	packed in cardboard
-------------------	---------------------

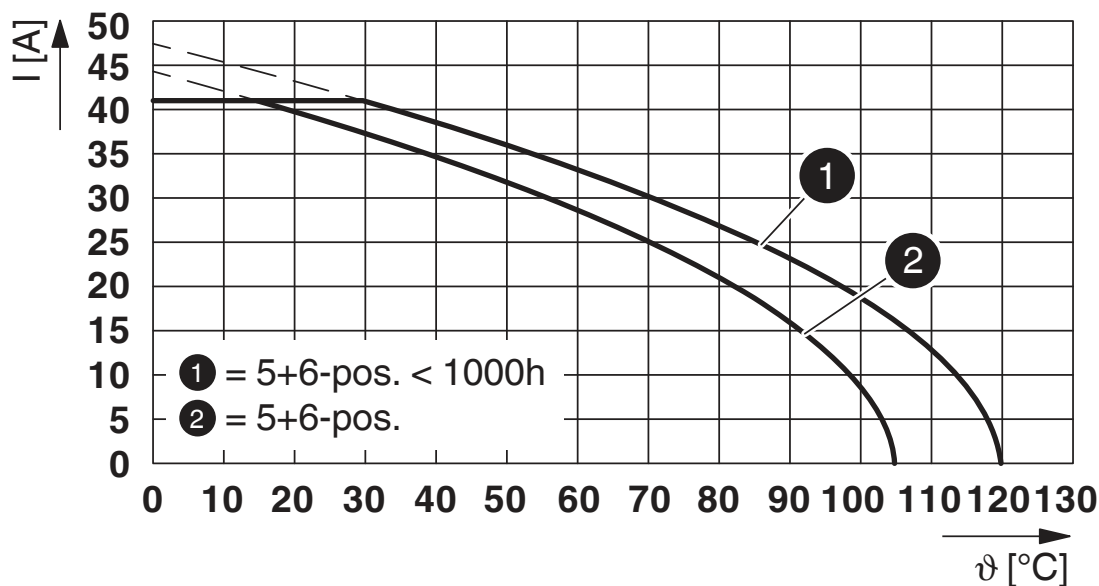
Drawings

Diagram



Type: LPCH 6/...+...-ST-7,62 with PCH 6/...+...-G-7,62 P...THR

Diagram



Type: LPCH 6/...+...-ST-7,62 with PCH 6/...+...-G-7,62 P...THR

PCH 6/ 4+4-G-7,62 P26THR - PCB header





1192659

<https://www.phoenixcontact.com/us/products/1192659>

Approvals

To download certificates, visit the product detail page: <https://www.phoenixcontact.com/us/products/1192659>

 VDE Zeichengenehmigung Approval ID: 40050635				
	Nominal voltage U_N	Nominal current I_N	Cross section AWG	Cross section mm^2
Power	630 V	41 A	-	-
Signal	160 V	8 A	-	-

 cULus Recognized Approval ID: E60425-20010727				
	Nominal voltage U_N	Nominal current I_N	Cross section AWG	Cross section mm^2
Use group B				
Power	300 V	35 A	-	-
Signal	300 V	8 A	-	-
Use group C				
Power	300 V	35 A	-	-
Use group F				
Power	600 V	35 A	-	-
Signal	160 V	8 A	-	-

1192659

<https://www.phoenixcontact.com/us/products/1192659>

Classifications

ECLASS

ECLASS-11.0	27460301
ECLASS-12.0	27460301
ECLASS-13.0	27460301

ETIM

ETIM 8.0	EC002643
----------	----------

UNSPSC

UNSPSC 21.0	39121400
-------------	----------

PCH 6/ 4+4-G-7,62 P26THR - PCB header



1192659

<https://www.phoenixcontact.com/us/products/1192659>

Environmental product compliance

China RoHS	Environmentally friendly use period: unlimited = EFUP-e
	No hazardous substances above threshold values

PCH 6/ 4+4-G-7,62 P26THR - PCB header



1192659

<https://www.phoenixcontact.com/us/products/1192659>

Accessories

LPCH 6/ 4+4-ST-7,62 - PCB hybrid connector

1716955

<https://www.phoenixcontact.com/us/products/1716955>



PCB hybrid connector, nominal cross section: 6 mm², color: green, nominal current: 41 A, 8 A, rated voltage (III/2): 1000 V, contact surface: Tin, contact connection type: Socket, number of potentials: 8, number of rows: 1, number of positions: 8, number of connections: 8, product range: LPCH 6/..+4-ST, pitch: 7.62 mm, connection method: Lever Push-in connection, conductor/PCB connection direction: 0 °, plug-in system: COMBICON PC 6 hybrid, locking: without, mounting: without, type of packaging: packed in cardboard

Phoenix Contact 2023 © - all rights reserved
<https://www.phoenixcontact.com>

Phoenix Contact USA
586 Fulling Mill Road
Middletown, PA 17057, United States
(+717) 944-1300
info@phoenixcon.com