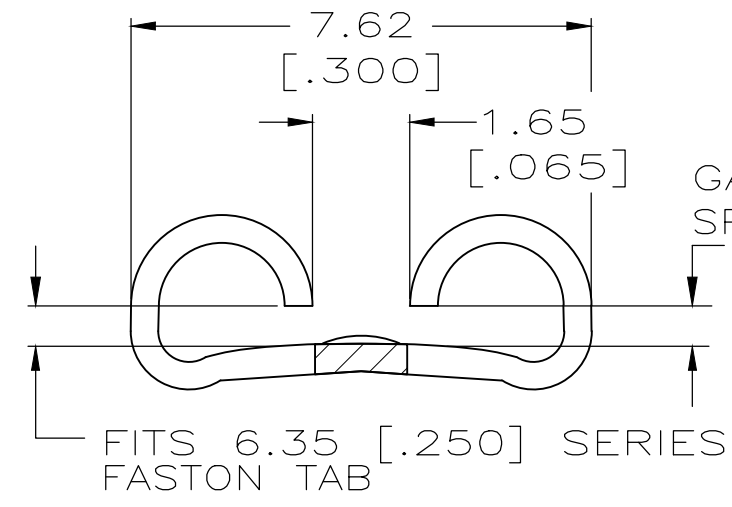
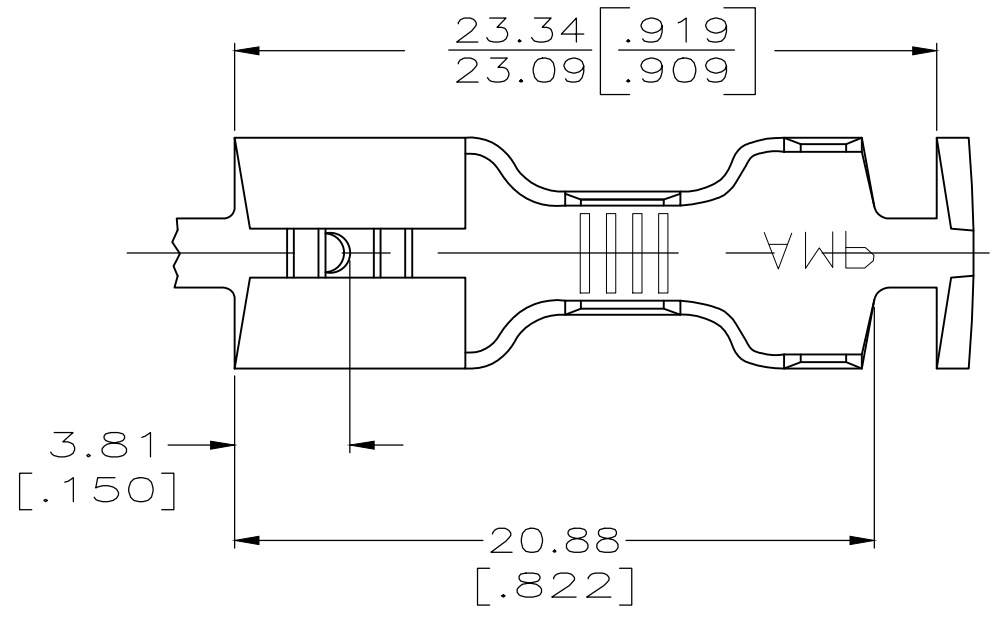


THIS DRAWING IS UNPUBLISHED. RELEASED FOR PUBLICATION
 © COPYRIGHT - By - ALL RIGHTS RESERVED.

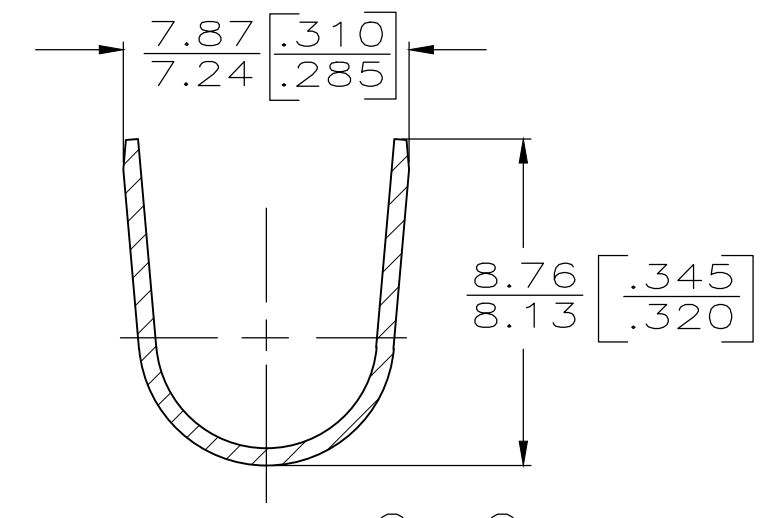
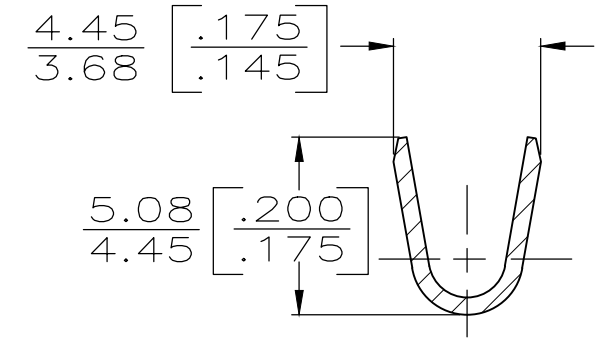
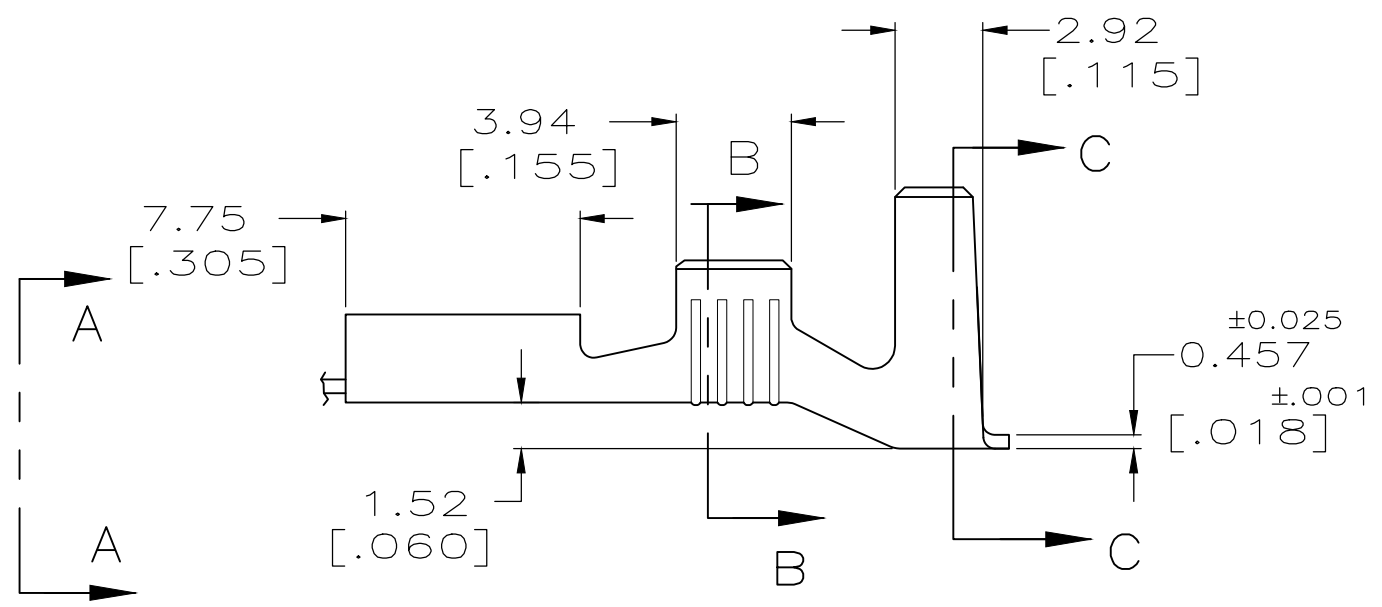
LOC	DIST	REVISIONS					
AF	50	P	LTR	DESCRIPTION	DATE	DWN	APVD
			U1	REVISED PER ECR-20-009164	27JUL2020	MK	DH



1 CONTINUOUS STRIP ON REELS

GAP AS REQUIRED TO MEET FORCE SPECIFICATIONS AND 0.71 [.028] MAX

VIEW A-A
SCALE 8:1



SECTION B-B
SCALE 5:1

SECTION C-C
SCALE 5:1

5.33-6.73 or (2) 3.05 [.210-.265] or (2) [.120]	1.3-3.0mm ² or (2) 0.8mm ² [16-12] or (2) [#18's]	0.84-0.76 [.033-.030]	41727
INSULATION RANGE	WIRE SIZE	MATING TAB THK	PART NO.

F	7.62 [.300]	6.4 [.252]	F	3.56 [.140]	2.413[.095]	3.0mm ² [12]
					2.083[.082]	2.0mm ² [14]
					1.880[.074]	1.3mm ² [16]
TYPE	WIDTH	STRIP LENGTH ±0.38 ±[.015]	TYPE	WIDTH	±0.051[±.002] HEIGHT	WIRE
INSUL BARREL CRIMP			WIRE BARREL CRIMP			

THIS DRAWING IS A CONTROLLED DOCUMENT.

DWN	JR RUTH	7/10/89
CHK	MS FEHER	7/10/89
APVD	C MEYERS	7/10/89
PRODUCT SPEC		
APPLICATION SPEC		
WEIGHT	-	

STE TE Connectivity

RECEPTACLE, FASTON,™
.250 SERIES

SIZE	A3	CAGE CODE	00779	DRAWING NO	C-41727	RESTRICTED TO	-	
CUSTOMER DRAWING				SCALE	4:1	SHEET	1 OF 1	
							REV	U1