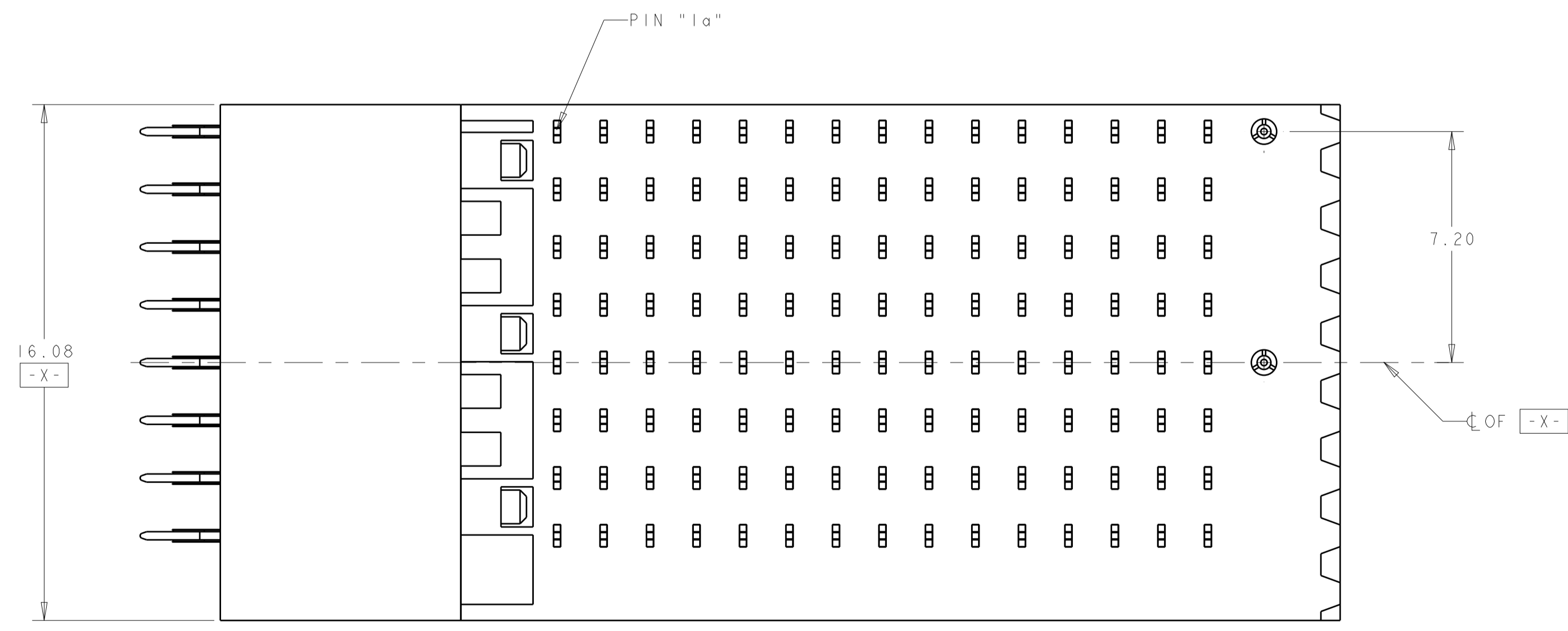
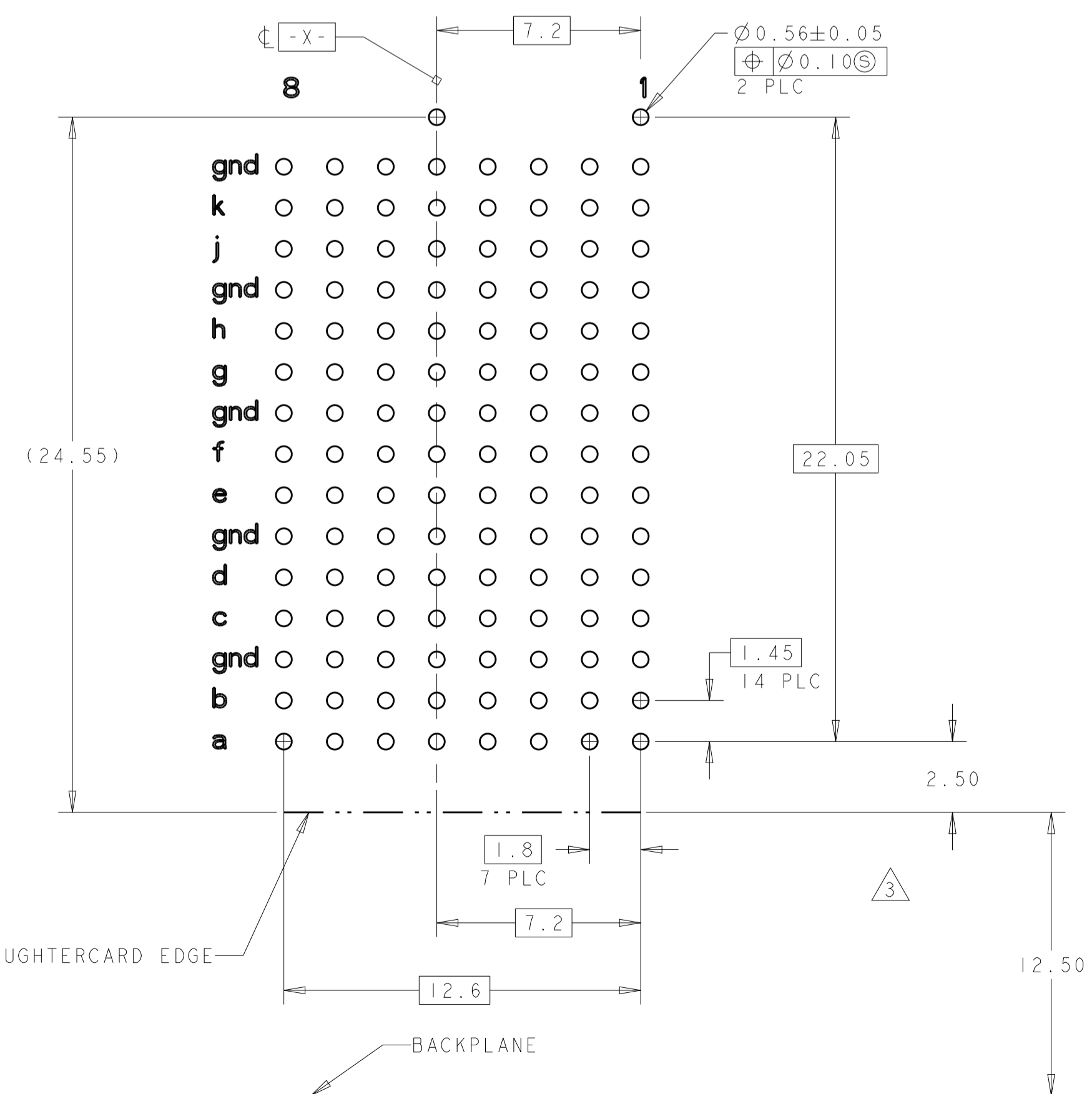
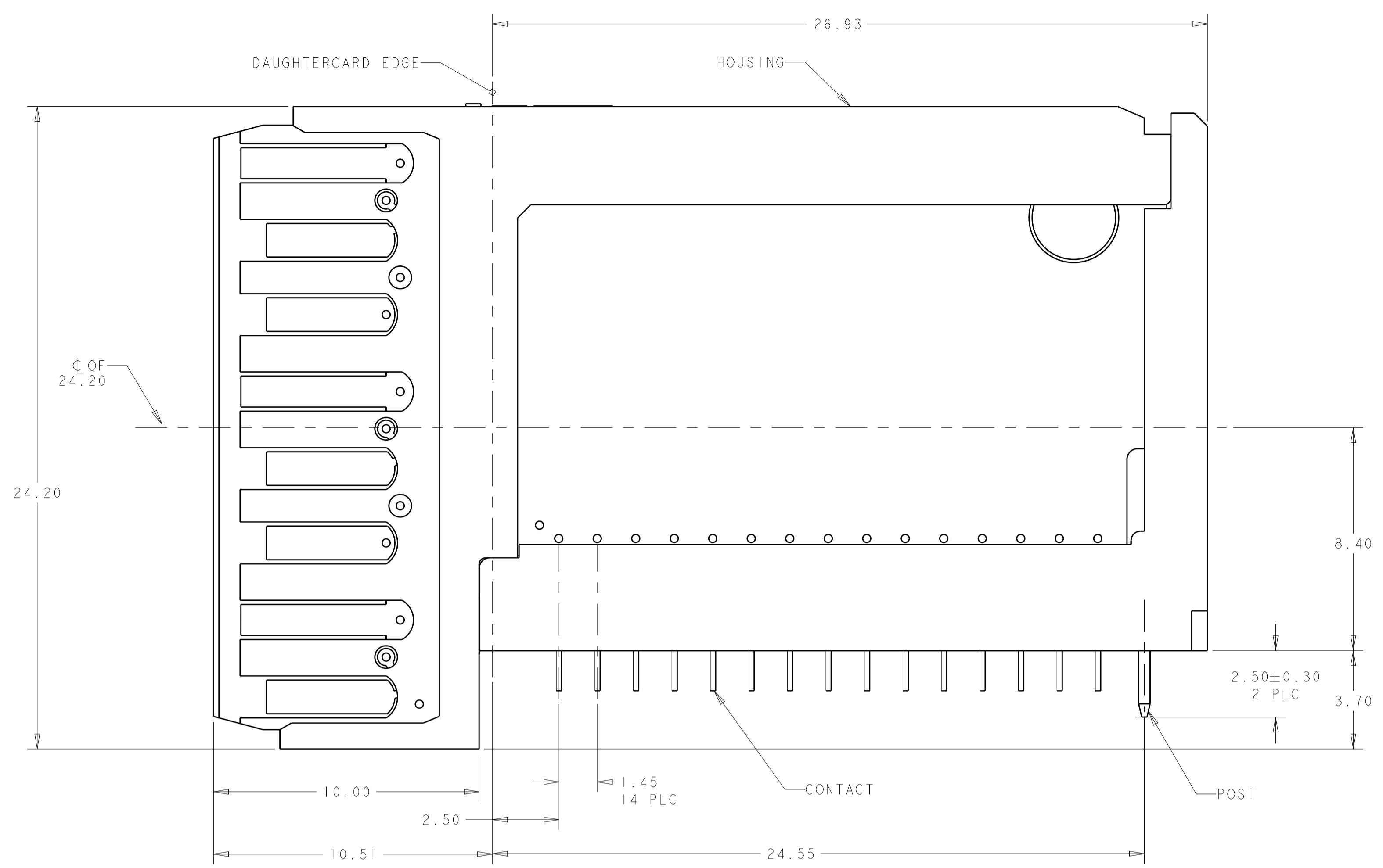
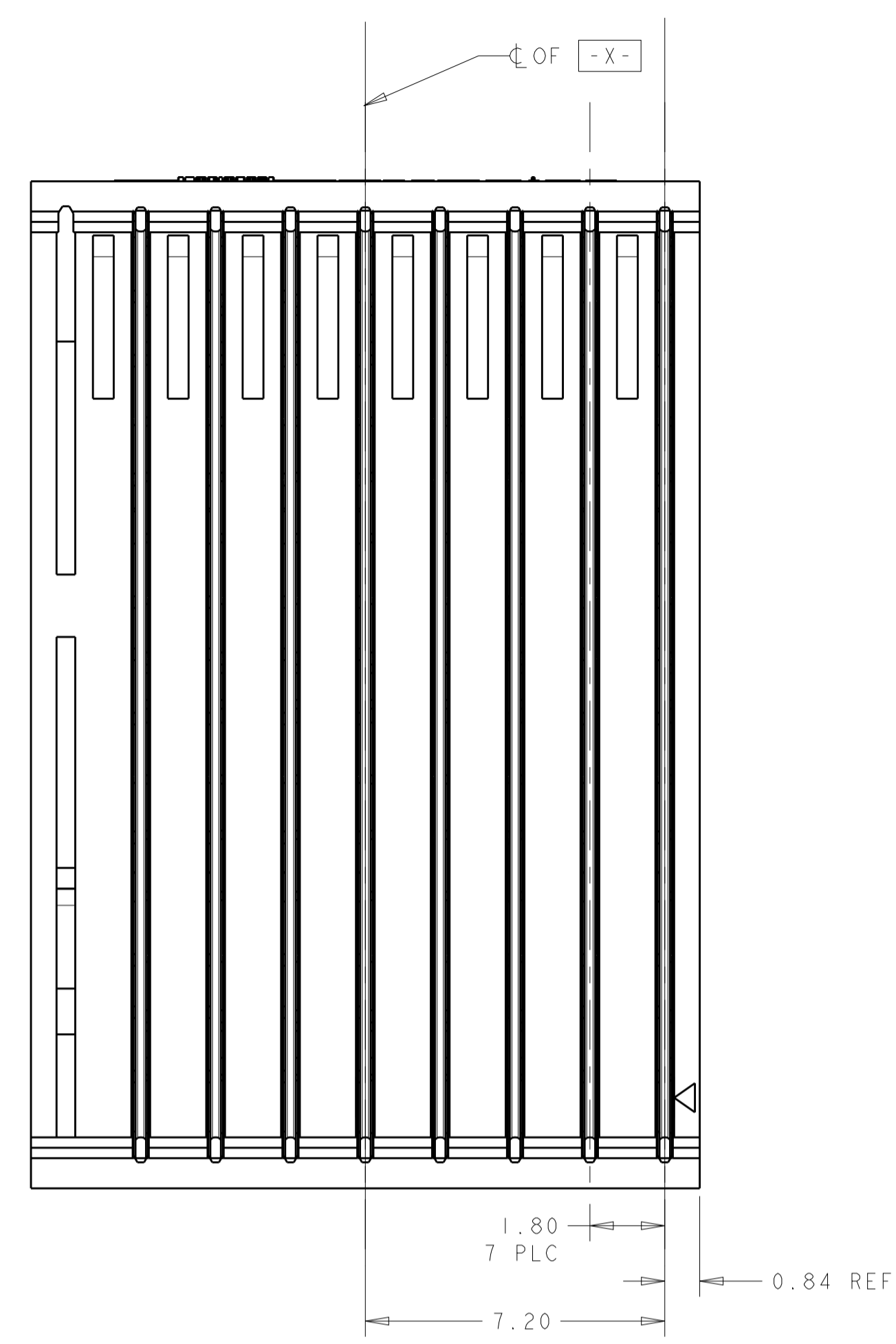


LOC	DIST	REV	DATE	BY	APPV
AD	00	A2	28 JUN 2012	KH	AS

- 1 HOUSING: LCP, UL94V-0, BLACK.  
CONTACT: PHOSPHOR BRONZE.  
POST: BRASS WIRE.
- 2 CONTACT: 0.76 μm GOLD PER ASTM B 488 IN CONTACT AREA,  
1.27 μm MIN TIN-LEAD  
ON PCB TAIL,  
OVER 1.27 μm MIN NICKEL PER  
SAE AMS-QQ-N-290 OVER ALL.  
POST: 1.27 μm MIN NICKEL.
- 3 PLATED THROUGH HOLE PER 114-13056,  
FIGURE 4.
- 4 CONTACT: 0.76 μm GOLD PER ASTM B 488 IN CONTACT AREA,  
1.27 μm MIN MATTE TIN PER ASTM B 545  
ON PCB TAIL,  
OVER 1.27 μm MIN NICKEL PER  
SAE AMS-QQ-N-290 OVER ALL.  
POST: 1.27 μm MIN NICKEL.
- 5 NOTE DELETED.
- 6 OBSOLETE PARTS: OBSOLETE CIS STREAMLINING  
PER D.RENAUD/D.SINISI



FINISH	DESCRIPTION	PART NUMBER
6 OBSOLETE	DIFFERENTIAL, NONSEQUENTIAL	1410233-4
4	SINGLE END, NONSEQUENTIAL	1410233-3
6 OBSOLETE	DIFFERENTIAL, NONSEQUENTIAL	1410233-2
2	SINGLE END, NONSEQUENTIAL	1410233-1

THIS DRAWING IS A CONTROLLED DOCUMENT.

DIMENSIONS: mm  
 TOLERANCES UNLESS OTHERWISE SPECIFIED:  
 0 PLC ±  
 1 PLC ±0.13  
 2 PLC ±0.13  
 3 PLC ±0.013  
 4 PLC ±  
 ANGLES ±1°  
 MATERIAL: 1  
 FINISH: 2, 4

DWG: M.E. CONNER 01OCT2001  
 CHK: D. DEIBRAUGH 23OCT2001  
 APVD: F.P. MORANA 23OCT2001  
 PRODUCT SPEC: 108-2072  
 APPLICATION SPEC: 114-13056  
 WEIGHT: -  
 CUSTOMER DRAWING

**STE** TE Connectivity  
 NAME: RIGHT ANGLE, PLUG ASSEMBLY, RIGHT END, HALF, 25.4mm, MultiGig RT 1, DAUGHTERCARD CONNECTOR  
 SIZE: A100779  
 CAGE CODE: 1410233  
 SCALE: 8:1 SHEET 1 OF 1 REV A2