


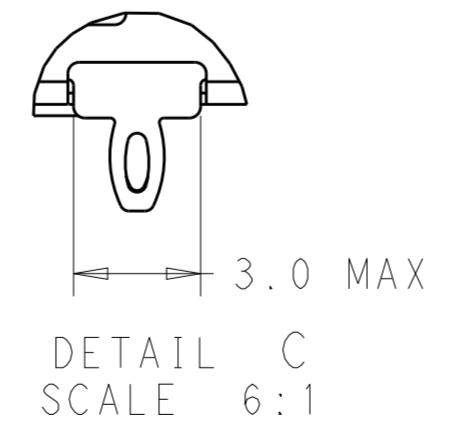
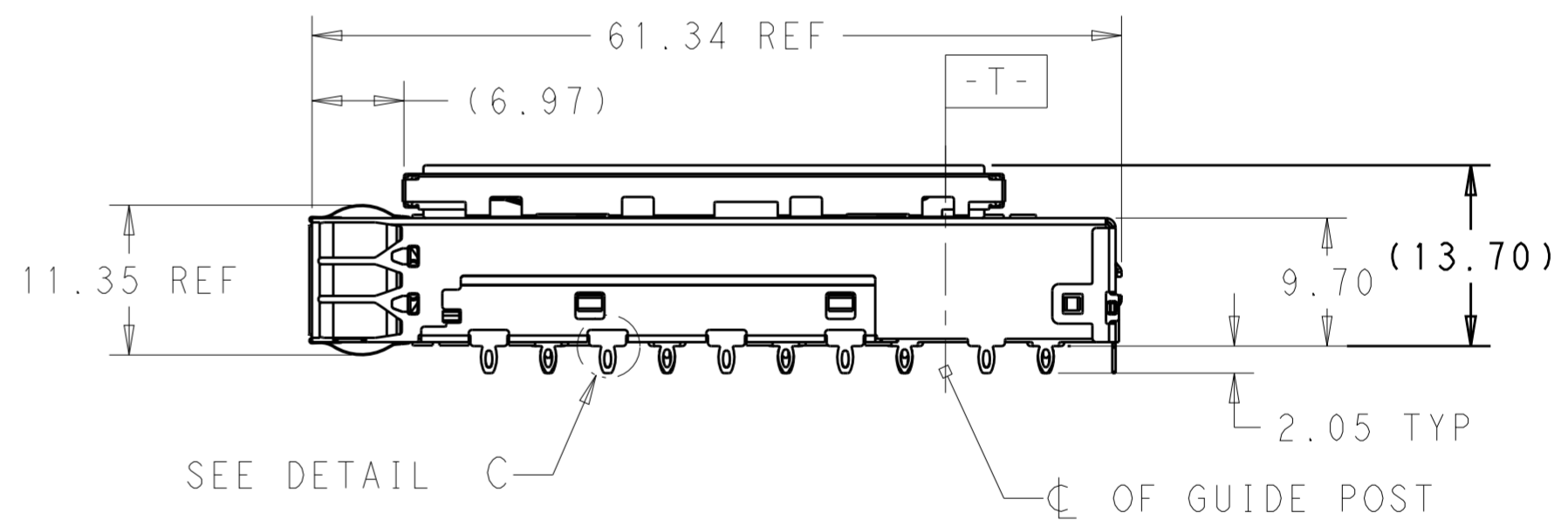
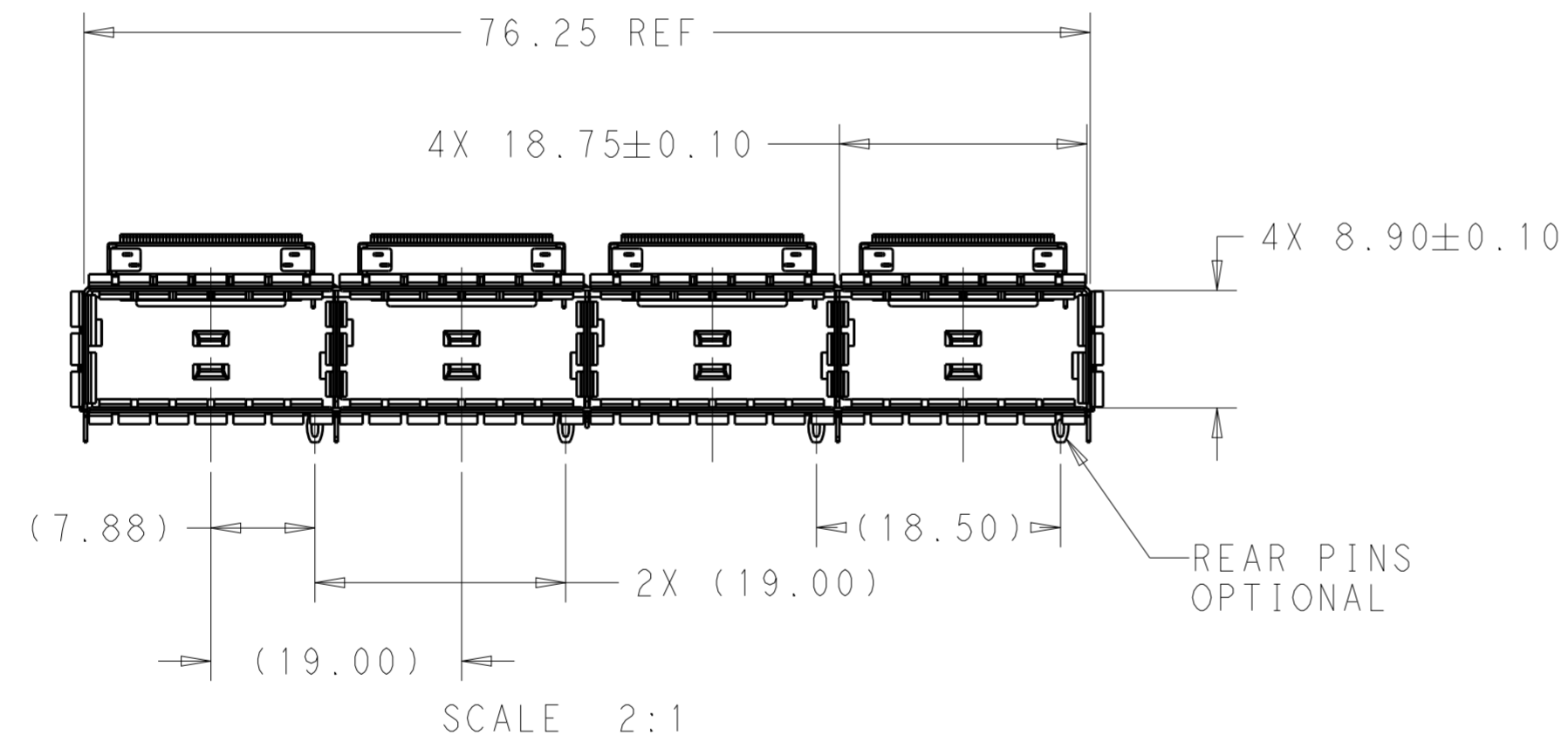
THIS DRAWING IS UNPUBLISHED. RELEASED FOR PUBLICATION 20
 © COPYRIGHT 20 BY - ALL RIGHTS RESERVED.

REVISIONS				
P	LTR	DESCRIPTION	DATE	APVD
A		INITIAL RELEASE	05JUN2020	VL SH
A1		REMOVE NOTE 10	30JUN2020	VL SH



2354935-1 AS SHOWN
SCALE 2:1

- COMPONENTS
 CAGE ASSEMBLY: NICKEL-SILVER ALLOY
 EMI SPRING: COPPER ALLOY / NICKEL PLATING
 THERMAL BRIDGE: COPPER ALLOY / NICKEL PLATING
- REFERENCE APPLICATION SPECIFICATION 114-32023 FOR RECOMMENDED DRILL HOLE DIAMETER AND PLATING THICKNESS
- DATUM AND BASIC DIMENSION ESTABLISHED BY CUSTOMER
- DATE CODE (YYWWD) MARKED APPROXIMATELY AS SHOWN.
- MATES WITH QSFP28 MSA COMPATIBLE TRANSCEIVER.
- MINIMUM PC BOARD THICKNESS: SINGLE SIDED: 1.57 MIN
DOUBLE SIDED: 2.20 MIN
- DATUM **-A-** IS TOP SURFACE OF THE HOST BOARD.
- THESE HOLES ARE OPTIONAL WHEN THE REAR PINS ARE REMOVED.
- RECOMMENDED STANDOFF HEIGHT FOR COLD PLATE:
 OPTION 1: 13.50 +/-0.20 MM WITH THERMAL GREASE, THERMAL GREASE THICKNESS: 0.10 +/-0.05MM.
 OPTION 2: 13.40 +/-0.20 MM, WITHOUT THERMAL GREASE.

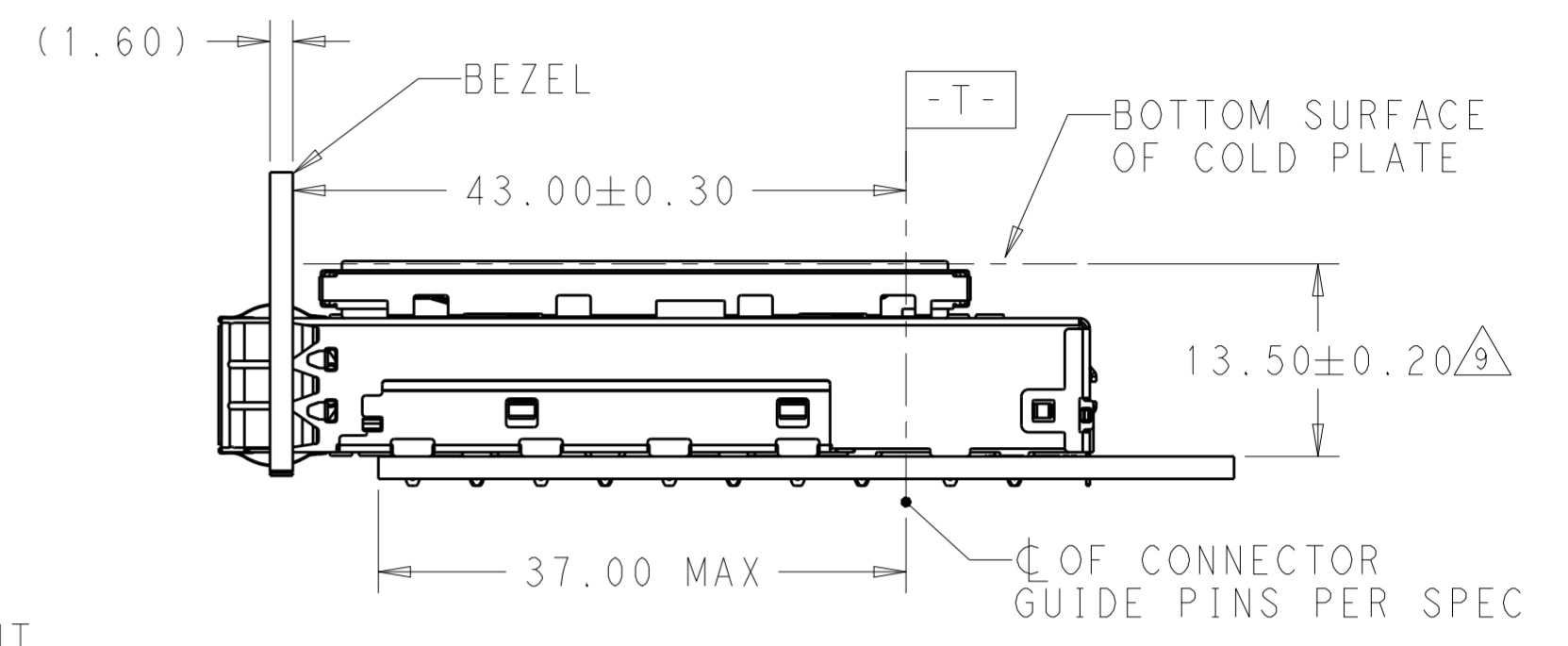
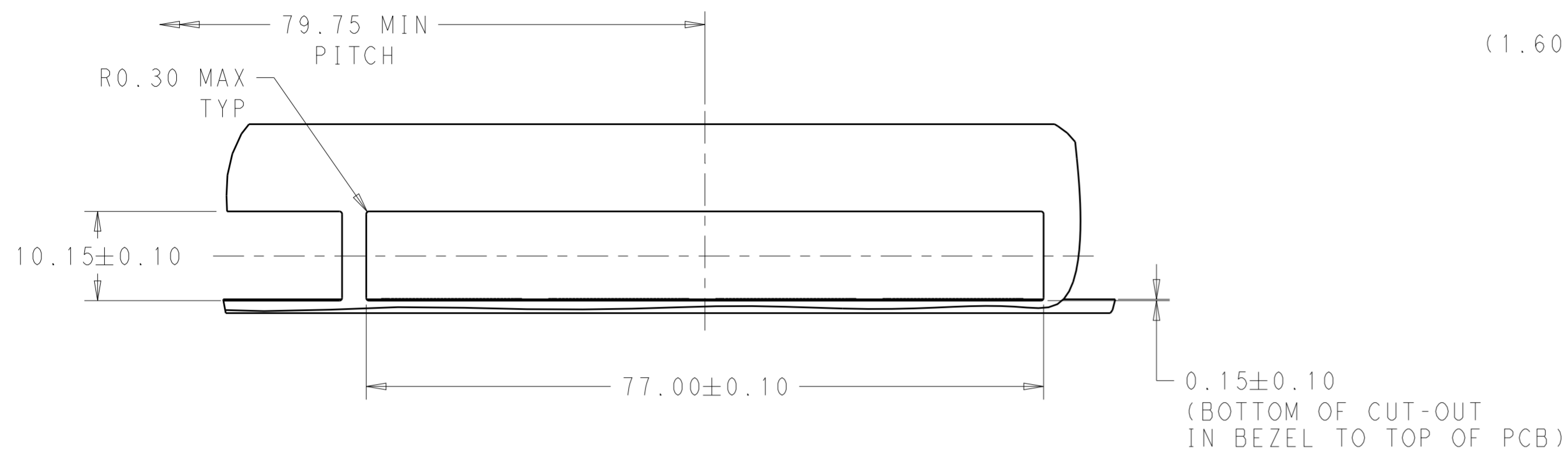


THERMAL BRIDGE	2354935-1
HEAT SINK	PART NUMBER

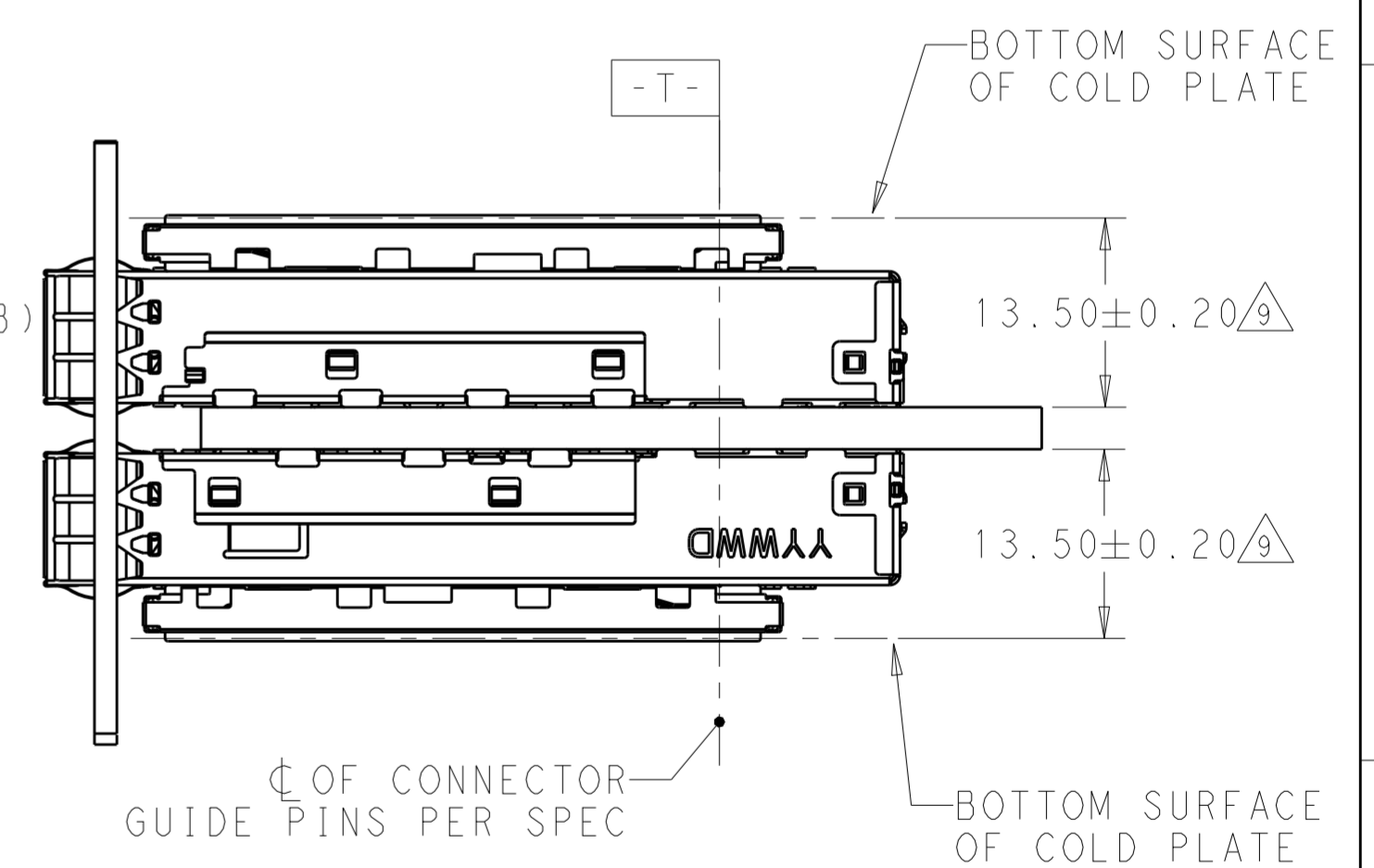
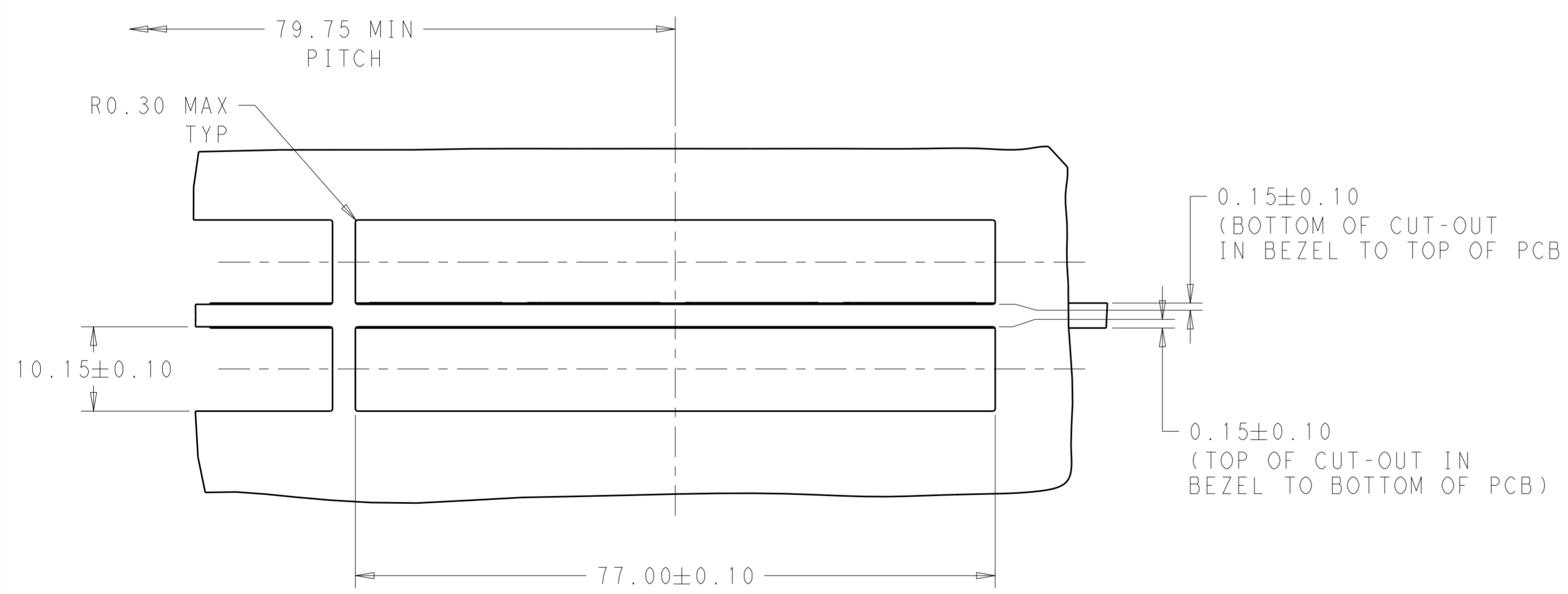
THIS DRAWING IS A CONTROLLED DOCUMENT.		DWN LEO LI 25APR2019	TE Connectivity	
DIMENSIONS: mm		CHK SEAN HAN 25APR2019	RECEPTACLE CAGE ASSEMBLY THRU BEZEL, 1X4, QSFP28, TB	
TOLERANCES UNLESS OTHERWISE SPECIFIED:		APVD SEAN HAN 25APR2019	108-19428/108-130042	
0 PLC ±	1 PLC ±0.25	PRODUCT SPEC	114-130017	
2 PLC ±0.2	3 PLC ±	APPLICATION SPEC	114-130017	
4 PLC ±	ANGLES ±	WEIGHT	-	
FINISH		CUSTOMER DRAWING	SCALE 1:1	SHEET 1 OF 6
MATERIAL SEE NOTES		SIZE CAGE CODE DRAWING NO		RESTRICTED TO
FINISH SEE NOTES		A200779 C-2354935		-
		REV A1		

THIS DRAWING IS UNPUBLISHED. RELEASED FOR PUBLICATION 20
 © COPYRIGHT 20 BY - ALL RIGHTS RESERVED.

REVISIONS				
P	LTR	DESCRIPTION	DATE	APVD
-		SEE SHEET 1	-	-



SINGLE SIDE MOUNTING
SCALE 2:1

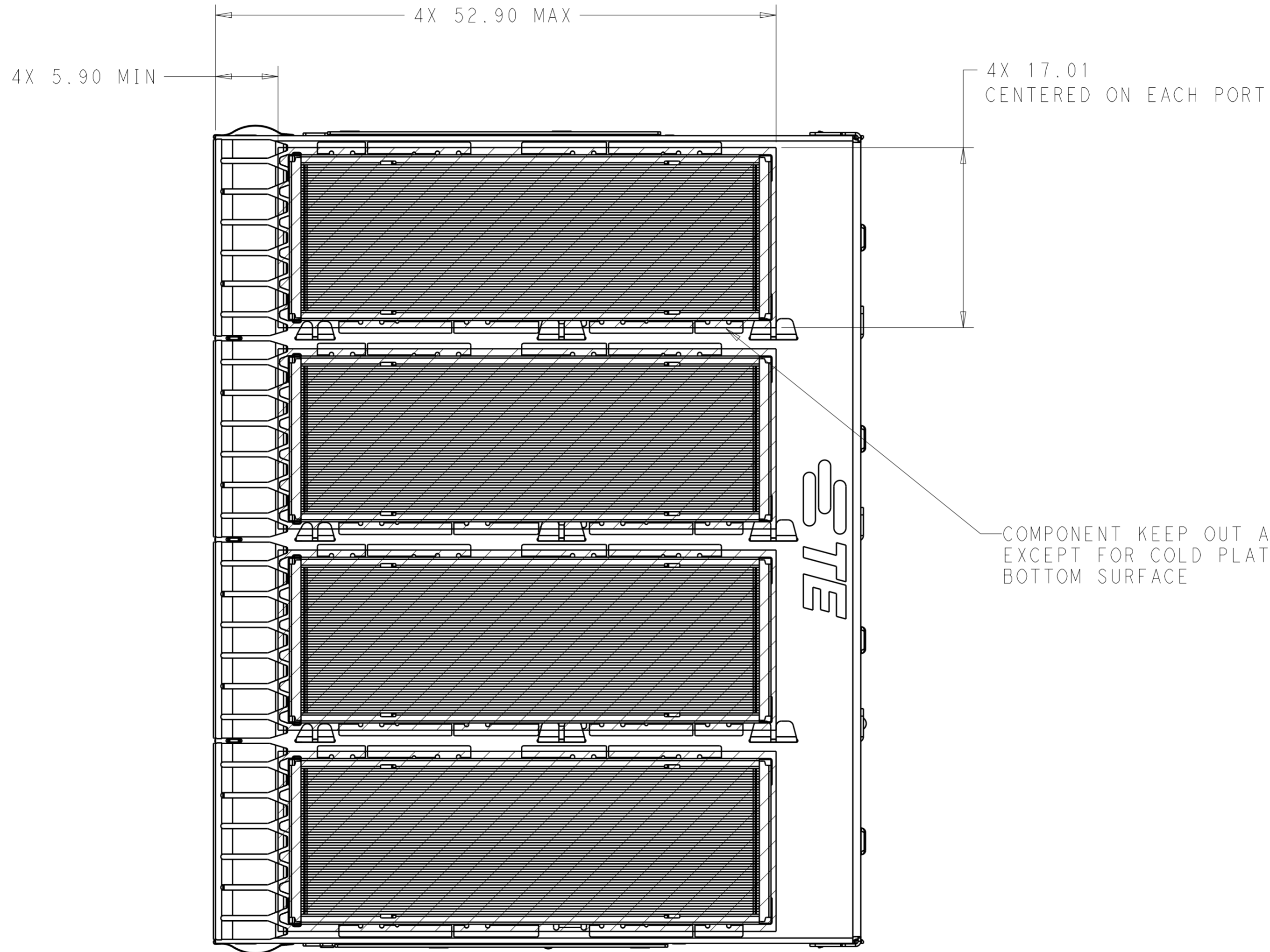


BELLY TO BELLY MOUNTING
SCALE 2:1

THIS DRAWING IS A CONTROLLED DOCUMENT.		DWN LEO LI 25APR2019	STE TE Connectivity	
DIMENSIONS: mm		CHK SEAN HAN 25APR2019		
TOLERANCES UNLESS OTHERWISE SPECIFIED:		APVD SEAN HAN 25APR2019	NAME RECEPTACLE CAGE ASSEMBLY THRU BEZEL, 1X4, QSFP28, TB	
0 PLC ±	1 PLC ±0.25	PRODUCT SPEC 108-19428/108-130042	SIZE A200779	DRAWING NO C-2354935
2 PLC ±0.2	3 PLC ±	APPLICATION SPEC 114-130017	RESTRICTED TO	
4 PLC ±	ANGLES ±	WEIGHT -	SCALE 1:1	SHEET 2 OF 6
MATERIAL SEE NOTES	FINISH SEE NOTES	CUSTOMER DRAWING	REV A1	

THIS DRAWING IS UNPUBLISHED. RELEASED FOR PUBLICATION 20
 © COPYRIGHT 20 BY - ALL RIGHTS RESERVED.

REVISIONS				
P	LTR	DESCRIPTION	DATE	APVD
-		SEE SHEET 1	-	-



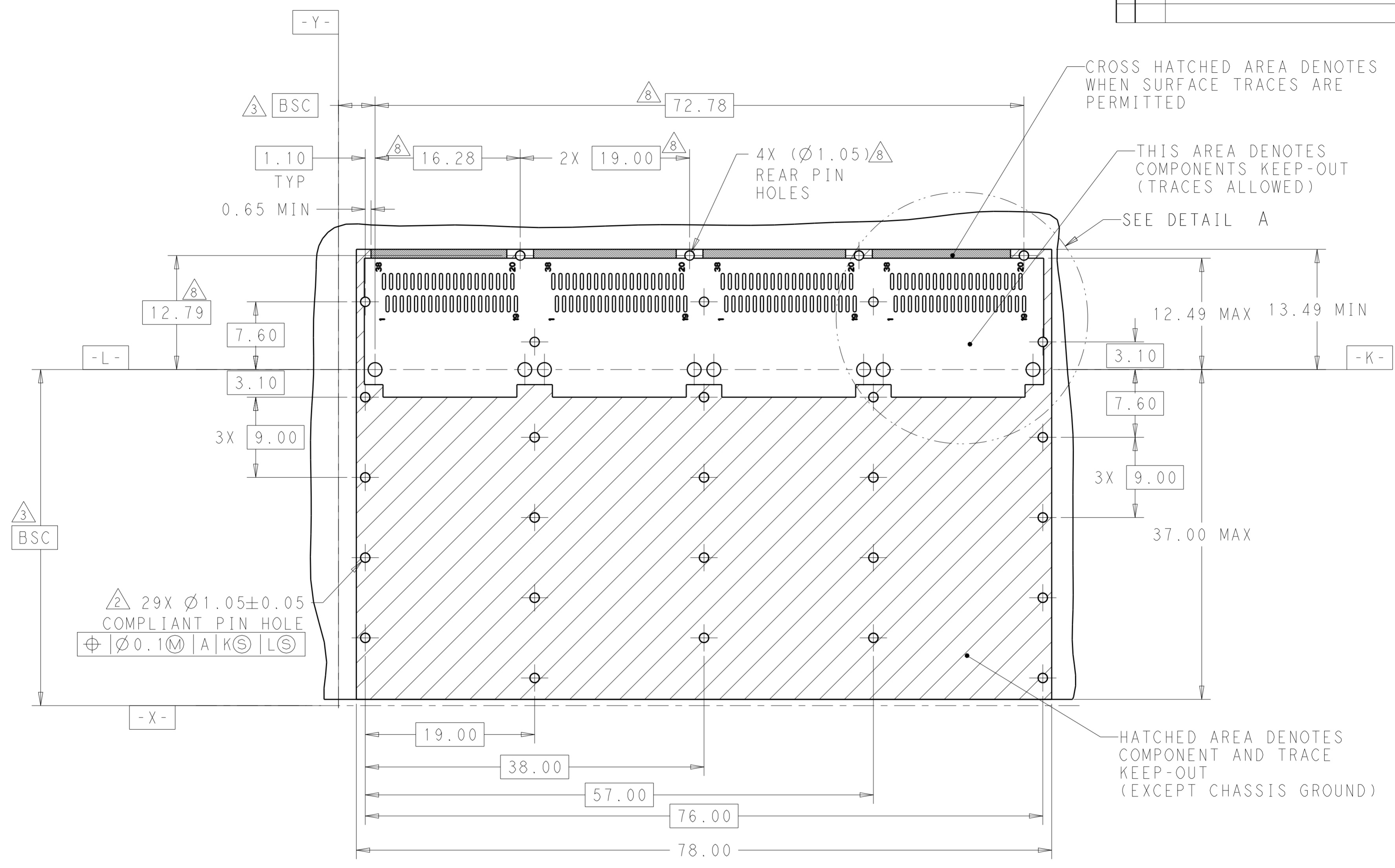
COMPONENT KEEP OUT AREA FOR THERMAL BRIDGE

SCALE 3:1

THIS DRAWING IS A CONTROLLED DOCUMENT.		DWN LEO LI 25APR2019	STE TE Connectivity	
		CHK SEAN HAN 25APR2019		
		APVD SEAN HAN 25APR2019	NAME RECEPTACLE CAGE ASSEMBLY THRU BEZEL, 1X4, QSFP28, TB	
DIMENSIONS: mm		PRODUCT SPEC 108-19428/108-130042		RESTRICTED TO -
TOLERANCES UNLESS OTHERWISE SPECIFIED:		APPLICATION SPEC 114-130017		SIZE A2
0 PLC ±-		WEIGHT -		CAGE CODE 00779
1 PLC ±0.25		CUSTOMER DRAWING		DRAWING NO C-2354935
2 PLC ±0.2		SCALE 1:1		SHEET 3 OF 6
3 PLC ±-				REV A1
4 PLC ±-				
ANGLES ±-				
FINISH				
MATERIAL SEE NOTES				
SEE NOTES				

THIS DRAWING IS UNPUBLISHED. RELEASED FOR PUBLICATION 20
 © COPYRIGHT 20 BY - ALL RIGHTS RESERVED.

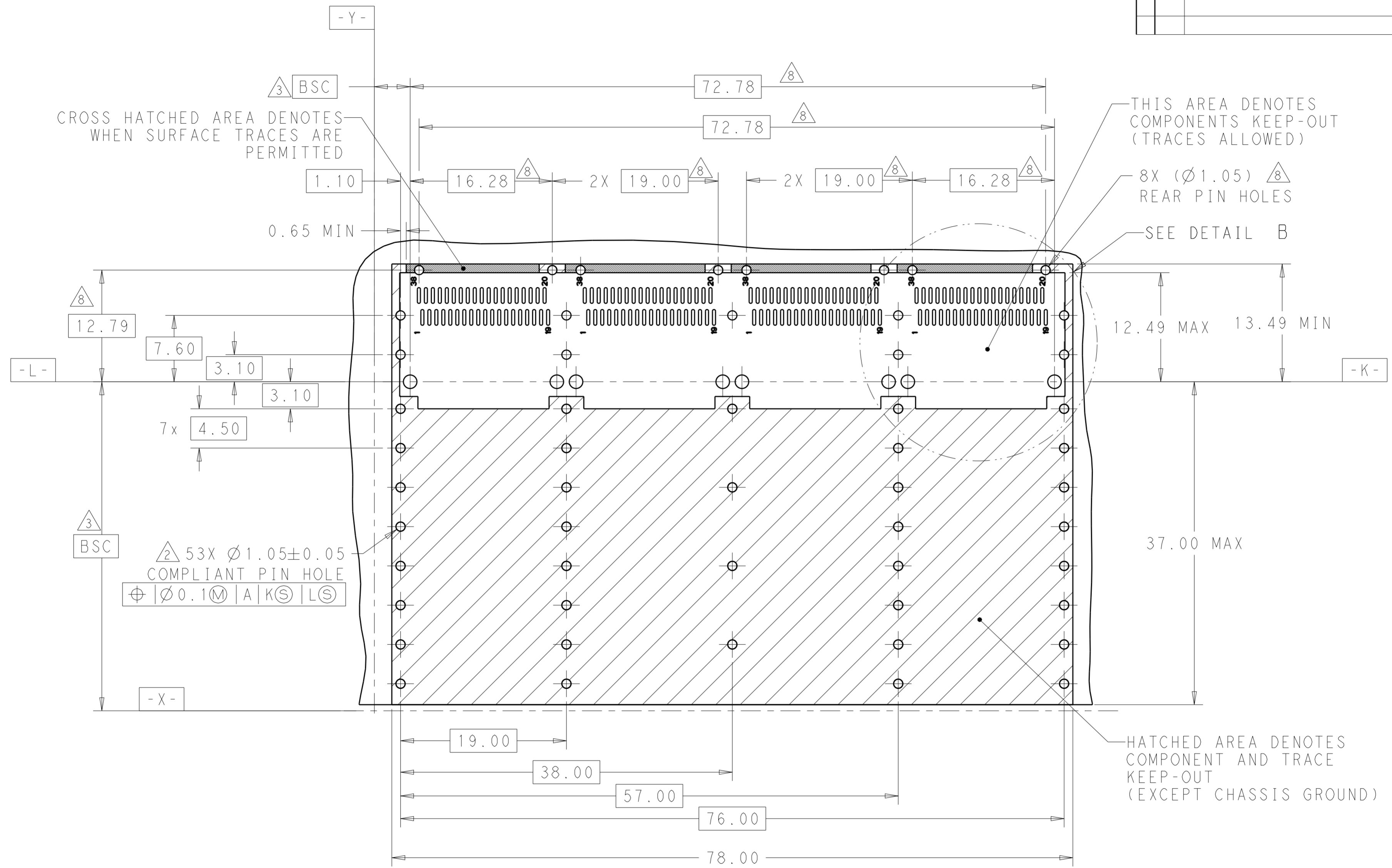
REVISIONS					
P	LTR	DESCRIPTION	DATE	DWN	APVD
-	-	SEE SHEET 1	-	-	-



RECOMMENDED PCB LAYOUT
 SINGLE TYPE
 PCB TOLERANCE: ±0.05
 SCALE 3:1

THIS DRAWING IS A CONTROLLED DOCUMENT.		DWN LEO LI 25APR2019	TE Connectivity	
DIMENSIONS: mm		CHK SEAN HAN 25APR2019		
TOLERANCES UNLESS OTHERWISE SPECIFIED:		APVD SEAN HAN 25APR2019	NAME RECEPTACLE CAGE ASSEMBLY THRU BEZEL, 1X4, QSFP28, TB	
0 PLC ±-		PRODUCT SPEC 108-19428/108-130042	SIZE CAGE CODE DRAWING NO RESTRICTED TO	
1 PLC ±0.25		APPLICATION SPEC 114-130017	A200779 C-2354935	
2 PLC ±0.2		WEIGHT -	SCALE 1:1 SHEET 4 OF 6 REV A1	
3 PLC ±-		CUSTOMER DRAWING		
4 PLC ±-				
ANGLES ±-				
FINISH SEE NOTES				

REVISIONS				
P	LTR	DESCRIPTION	DATE	APVD
-	-	SEE SHEET 1	-	-

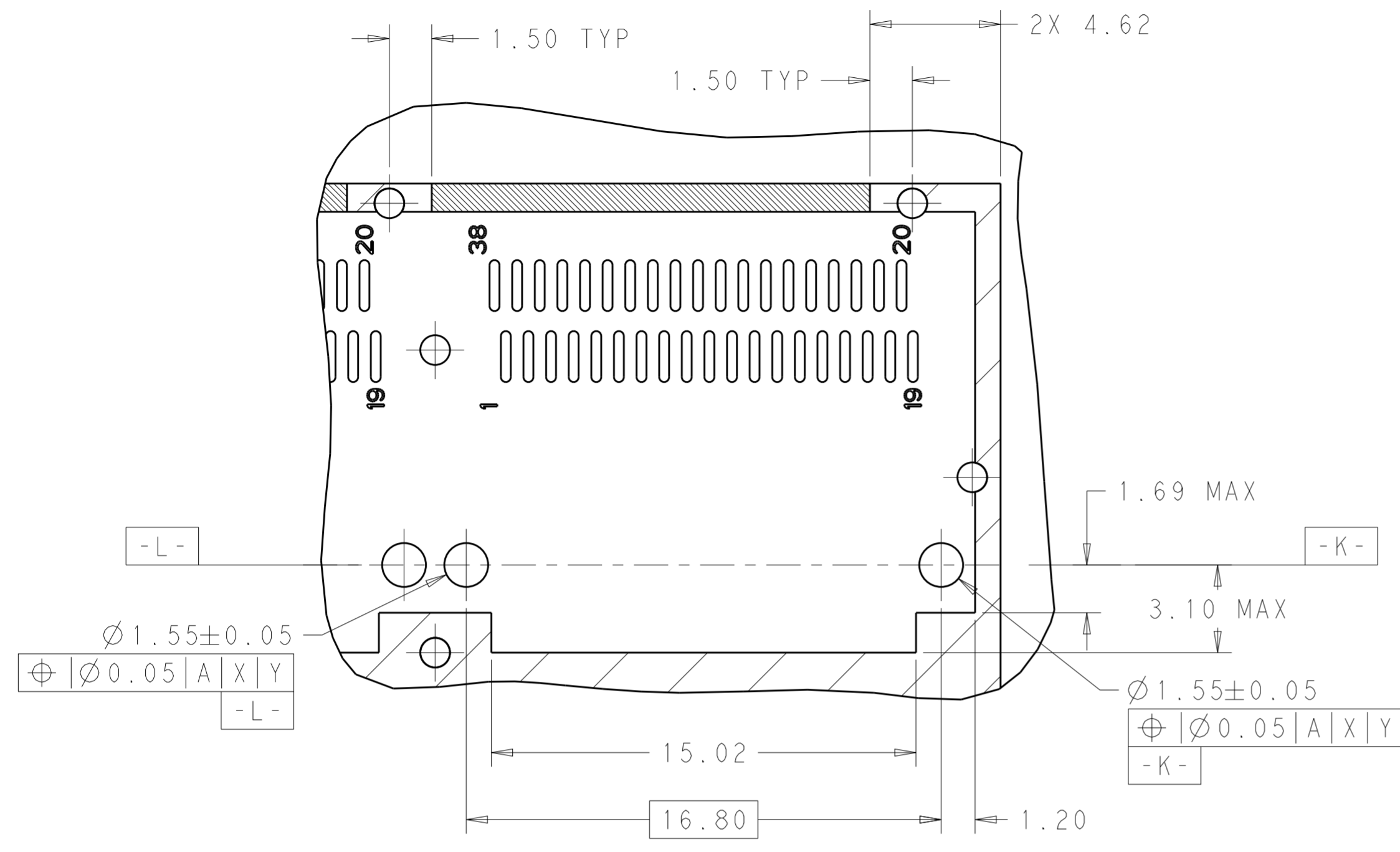


RECOMMENDED PCB LAYOUT
 BELLY TO BELLY TYPE
 PCB TOLERANCE: ±0.05
 SCALE 3:1

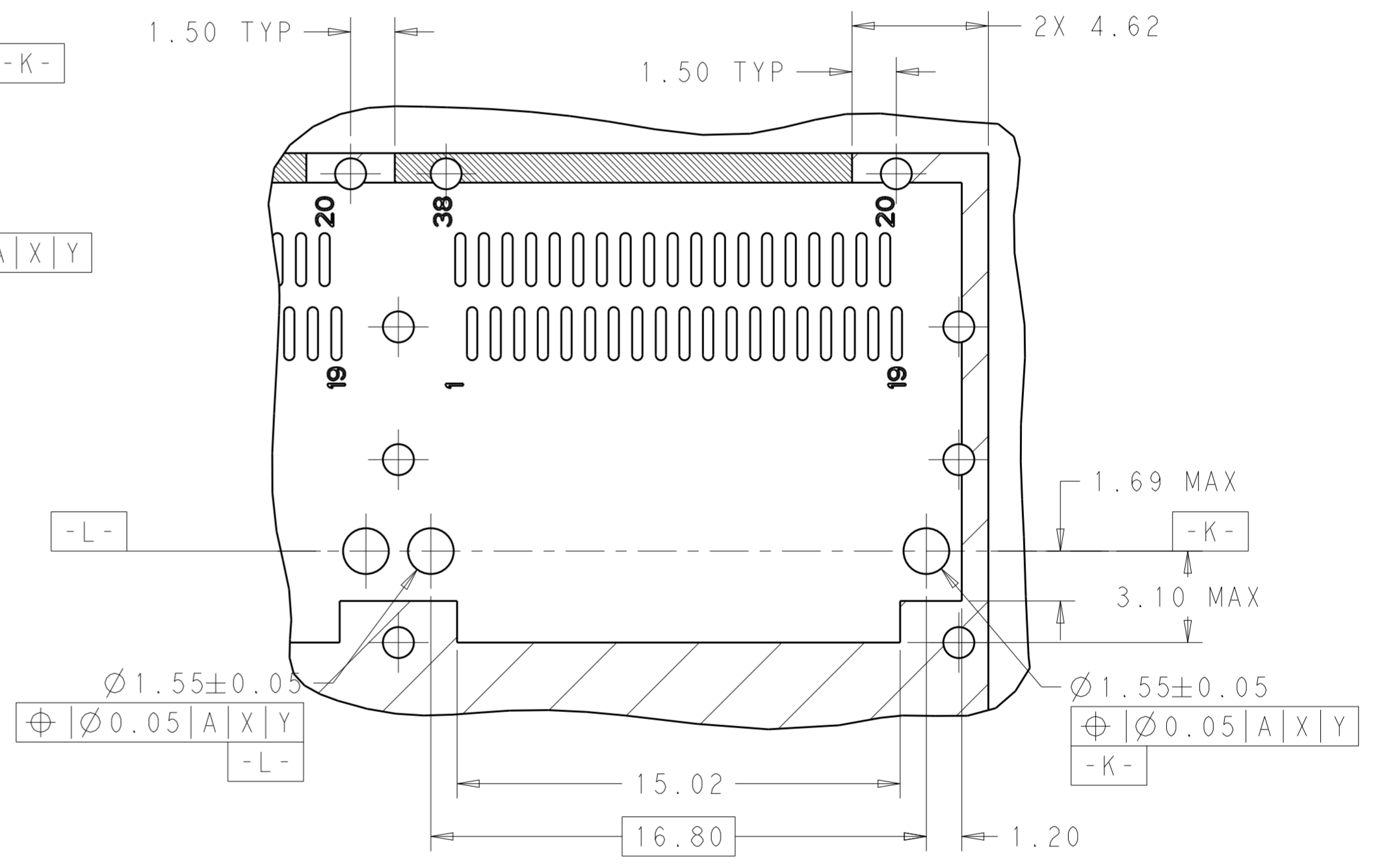
THIS DRAWING IS A CONTROLLED DOCUMENT.		DWN LEO LI 25APR2019	TE Connectivity	
DIMENSIONS: mm		CHK SEAN HAN 25APR2019		
TOLERANCES UNLESS OTHERWISE SPECIFIED:		APVD SEAN HAN 25APR2019	NAME RECEPTACLE CAGE ASSEMBLY THRU BEZEL, 1X4, QSFP28, TB	
0 PLC ±	1 PLC ±0.25	PRODUCT SPEC 108-19428/108-130042	RESTRICTED TO	
2 PLC ±0.2	3 PLC ±	APPLICATION SPEC 114-130017	SIZE A200779	CAGE CODE C-2354935
4 PLC ±	ANGLES ±	WEIGHT -	DRAWING NO	
MATERIAL SEE NOTES		CUSTOMER DRAWING		SCALE 1:1 SHEET 5 OF 6 REV A1
FINISH SEE NOTES				

THIS DRAWING IS UNPUBLISHED. RELEASED FOR PUBLICATION 20
 © COPYRIGHT 20 BY - ALL RIGHTS RESERVED.

REVISIONS				
P	LTR	DESCRIPTION	DATE	APVD
-	-	SEE SHEET 1	-	-



DETAIL A
SCALE 6:1



DETAIL B
SCALE 6:1

THIS DRAWING IS A CONTROLLED DOCUMENT.		DWN LEO LI 25APR2019	STE TE Connectivity	
DIMENSIONS: mm		CHK SEAN HAN 25APR2019		
TOLERANCES UNLESS OTHERWISE SPECIFIED:		APVD SEAN HAN 25APR2019	NAME RECEPTACLE CAGE ASSEMBLY THRU BEZEL, 1X4, QSFP28, TB	
0 PLC ±	1 PLC ±0.25	PRODUCT SPEC 108-19428/108-130042	SIZE A200779	CAGE CODE C-2354935
2 PLC ±0.2	3 PLC ±	APPLICATION SPEC 114-130017	DRAWING NO C-2354935	RESTRICTED TO -
4 PLC ±	ANGLES ±	WEIGHT -	SCALE 1:1	SHEET 6 OF 6
MATERIAL SEE NOTES	FINISH SEE NOTES	CUSTOMER DRAWING	REV A1	