


# SV/SVP Series 100W-300W power supplies



## Universal AC Input

## VDE/FCC Level B EMI

## Low Profile

## Worldwide Safety Agency Approvals

## System Interface Signals

## Broad Offering

## Output Current Surge Capability

## Low Cost and Short Lead Time

## Covered or Uncovered

Lambda's SV Series are the only 100W to 300W power supplies that offer either auto-selecting AC input or power factor corrected AC input in the same mechanical package. This allows you to optimize system cost, features and assembly time by integrating the model that best suits your application. Since the PFC and non-PFC models are form and fit compatible, the SV Series is a no-risk solution for systems that may require upgrading to power factor correction in the future.

The SV Series is available in 100W, 150W and 250W single output models, and 130W, 170W, 200W, & 300W multiple output models. For applications such as computer peripherals, embedded processes, and communications equipment, the SV Series provides unequalled cost, flexibility and performance.

### Similar products

		Page
<b>RP</b>	Higher Power Multiple Output	54
<b>ZW</b>	PCB Single Output	14
<b>SWT</b>	PCB Triple Output	18
<b>LW</b>	Chassis, Low Power, Low Profile	20

<b>AC Input</b> .....	SV Models: 85-132VAC, 180-264 VAC (auto-selecting input) 47-63Hz. SVP Models: 90-132VAC, 187-264 VAC (auto-selecting input), 47-63 Hz on 100-150W models. 85-265VAC, 47-63 Hz on 170-300W models.
<b>Fusing</b> .....	AC line is fused internally.
<b>Power Factor Correction</b> .....	IEC555-2 and EN60555-2 (SVP models only).
<b>Input Transient Protection</b> ..	IEEE C62.41-1991 location category A2. ENG1000-4 (-2,-3,-4,-5,-6). IEC1000-4 (-2,-3,-4,-5,-6). (A3 with external MOV's), IEC801, -2, -3, -4, -5 Class 3.
<b>Inrush Current Limiting</b> .....	75A typical for cold startup at 25°C.
<b>Surge Current Capability</b> ....	Auxiliary outputs are capable of providing a 10 second surge of 3 times the output current rating with a 50% duty cycle. Total power must always remain within package ratings.
<b>EMI</b> .....	Conducted EMI conforms to FCC Part 15, Subpart J, Class B and VDE 0871, Curve B.
<b>Output Voltage Adj Range</b> ..	±5% user adjustable on single output models and on main output of multiples. Auxiliary outputs are fixed.
<b>Line Regulation</b> .....	0.5% from low line to high line.
<b>Load Regulation</b> .....	1% from no load to full load on main output. 5% for 50% load variations on auxiliaries.
<b>Ripple and Noise</b> .....	2% pk-pk typical.
<b>Preload</b> .....	25% preload required on the main output of SVT115 and SVQ130, and on +12V auxiliary output of SVT170, SVT300, SVQ200, SVQ300.
<b>Overcurrent Protection</b> .....	Limits output current to 140% (typical) of maximum rating on main output.
<b>Overvoltage Protection</b> .....	OV protection is provided on 5V single output models and main outputs of multiple output models. The unit will reset after input is recycled if OV condition is removed.
<b>Short Circuit Protection</b> .....	All outputs are protected from temporary short circuits.
<b>Cooling</b> .....	Ratings are provided for convection cooling.
<b>Operating Temperature Range</b>	0°C to +60°C with derating above +50°C.
<b>Storage Temperature</b> .....	-30°C to +85°C.
<b>Isolation</b> .....	Input to output - 3000VRMS. Input to chassis - 1500VRMS. Output to ground - 500VRMS.
<b>Vibration and Shock</b> .....	Meets MIL-STD-810E specification for transportation.
<b>Monitoring Signals</b> .....	AC Power Fail and DC Output Good Signals (Open Collector, Conductance Signal) are standard features.
<b>Remote Sensing</b> .....	Remote sensing capability is provided on the single output models and main outputs only. (0.5V Maximum IR drop across load cables).
<b>Input and Output Connections</b>	Molex connectors, bussbars, terminal strips. Molex connectors only for SVS100, SVT115 and SVQ130 models.
<b>Safety Agency Approval</b> .....	UL1950, CSA22.2 No 234, VDE/EN60950, and CE mark (low voltage directive).
<b>Option</b> .....	Add Z for fully enclosed unit.
<b>Warranty</b> .....	1 year.

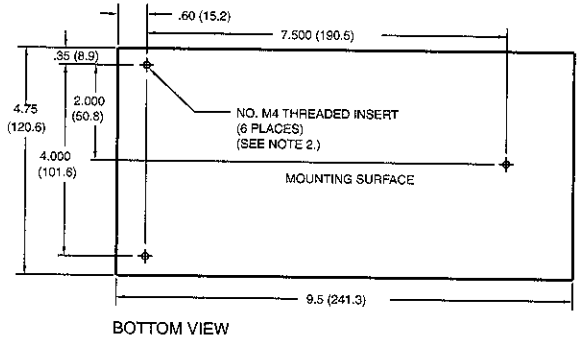
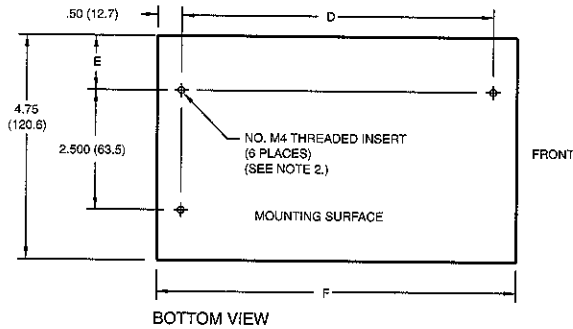

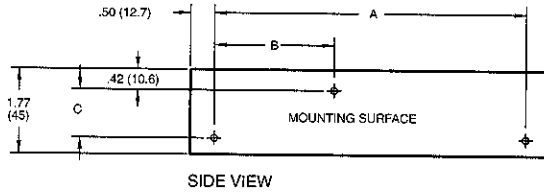
POWER(W)	OUTPUT 1	OUTPUT 2	OUTPUT 3	OUTPUT 4	MODEL
<b>Single Output</b>					
100	+5V@20A	-	-	-	<b>SVS100-5</b>
100	+5V@20A	-	-	-	<b>SVPS10-5</b>
100	+12V@8.3A	-	-	-	<b>SVS100-12</b>
100	+12V@8.3A	-	-	-	<b>SVPS10-12</b>
100	+24V@4.3A	-	-	-	<b>SVS100-24</b>
100	+24V@4.3A	-	-	-	<b>SVPS10-24</b>
150	+5V@30A	-	-	-	<b>SVS150-5</b>
150	+5V@30A	-	-	-	<b>SVPS15-5</b>
150	+12V@12.5A	-	-	-	<b>SVS150-12</b>
150	+12V@12.5A	-	-	-	<b>SVPS15-12</b>
150	+24V@6.25A	-	-	-	<b>SVS150-24</b>
150	+24V@6.25A	-	-	-	<b>SVPS15-24</b>
250	+5V@50A	-	-	-	<b>SVPS25-5</b>
250	+12V@20.8A	-	-	-	<b>SVPS25-12</b>
250	+15V@16.7A	-	-	-	<b>SVPS25-15</b>
250	+24V@10.5A	-	-	-	<b>SVPS25-24</b>
250	+48V@5.2A	-	-	-	<b>SVPS25-48</b>
<b>Triple Output</b>					
115	+5V@15A	+12V@2.5A	-12V@1A	-	<b>SVT115-1</b>
115	+5V@15A	+12V@2.5A	-12V@1A	-	<b>SVPT115-1</b>
115	+5V@15A	+15V@2.5A	-15V@1A	-	<b>SVPT115-2</b>
115	+5V@15A	+15V@2.5A	-15V@1A	-	<b>SVT115-2</b>
170	+5V@22A	+12V@3.8A	-12V@1.5A	-	<b>SVT170-1</b>
170	+5V@22A	+12V@3.8A	-12V@1.5A	-	<b>SVPT170-1</b>
300	+5V@38A	+12V@6A	-12V@3A	-	<b>SVT300-1</b>
300	+5V@38A	+12V@6A	-12V@3A	-	<b>SVPT300-1</b>
<b>Quad Output</b>					
130	+5V@15A	+12V@2.5A	-12V@1A	+24V@.8A	<b>SVQ130-1</b>
130	+5V@15A	+12V@2.5A	-12V@1A	-5V@1.5A	<b>SVQ130-2</b>
130	+5V@15A	+15V@2.5A	-15V@1A	+24V@.8A	<b>SVQ130-3</b>
130	+5V@15A	+15V@2.5A	-15V@1A	-5V@1.5A	<b>SVQ130-4</b>
130	+5V@15A	+12V@2.5A	-12V@1A	+24V@.8A	<b>SVQ130-1</b>
130	+5V@15A	+12V@2.5A	-12V@1A	-5V@1.5A	<b>SVQ130-2</b>
200	+5V@22A	+12V@3.8A	-12V@1.5A	+24V@1.5A	<b>SVQ200-1</b>
200	+5V@22A	+12V@3.8A	-12V@1.5A	-5V@5A	<b>SVQ200-2</b>
200	+5V@22A	+12V@3.8A	-12V@1.5A	+24V@1.5A	<b>SVQ200-1</b>
200	+5V@22A	+12V@3.8A	-12V@1.5A	-5V@5A	<b>SVQ200-2</b>
200	+5V@22A	+15V@3.8A	-15V@1.5A	+24V@1.2A	<b>SVQ200-3</b>
200	+5V@22A	+15V@3.8A	-15V@1.5A	+24V@1.2A	<b>SVQ200-3</b>
300	+5V@38A	+12V@6A	-12V@3A	+24V@2A	<b>SVQ300-1</b>
300	+5V@38A	+12V@6A	-12V@3A	-5V@8A	<b>SVQ300-2</b>
300	+5V@38A	+12V@6A	-12V@3A	+12V@2A	<b>SVQ300-5</b>
300	+5V@38A	+12V@6A	-12V@3A	+24V@2A	<b>SVQ300-1</b>
300	+5V@38A	+12V@6A	-12V@3A	-5V@8A	<b>SVQ300-2</b>



# SV/SVP Series 100W-300W power supplies

**SVS100/SVPS10**  
**SVT115/SVPT115**  
**SVQ130/SVPQ130**  
**SVS150/SVPS15**

**SVT170/SVPT170**  
**SVQ200/SVPQ200**  
**SVPS25**



BOTTOM VIEW

BOTTOM VIEW

DIMENSIONS:						
MODEL	A	B	C	D	E	F
SVS100	6.50 (165.1)	2.50 (63.5)	0.50 (12.7)	6.50 (165.1)	1.17 (29.8)	7.50 (190.5)
SVPS10	6.50 (165.1)	2.50 (63.5)	0.50 (12.7)	6.50 (165.1)	1.17 (29.8)	7.50 (190.5)
SVT115	7.50 (190.5)	2.50 (63.5)	1.00 (25.4)	7.50 (190.5)	1.17 (29.8)	8.50 (215.9)
SVPT115	7.50 (190.5)	2.50 (63.5)	1.00 (25.4)	7.50 (190.5)	1.17 (29.8)	8.50 (215.9)
SVQ130	7.50 (190.5)	2.50 (63.5)	1.00 (25.4)	7.50 (190.5)	1.17 (29.8)	8.50 (215.9)
SVPQ130	7.50 (190.5)	2.50 (63.5)	1.00 (25.4)	7.50 (190.5)	1.17 (29.8)	8.50 (215.9)
SVS150	7.50 (190.5)	2.50 (63.5)	1.00 (25.4)	7.50 (190.5)	1.17 (29.8)	8.50 (215.9)
SVPS15	7.50 (190.5)	2.50 (63.5)	1.00 (25.4)	7.50 (190.5)	1.17 (29.8)	8.50 (215.9)

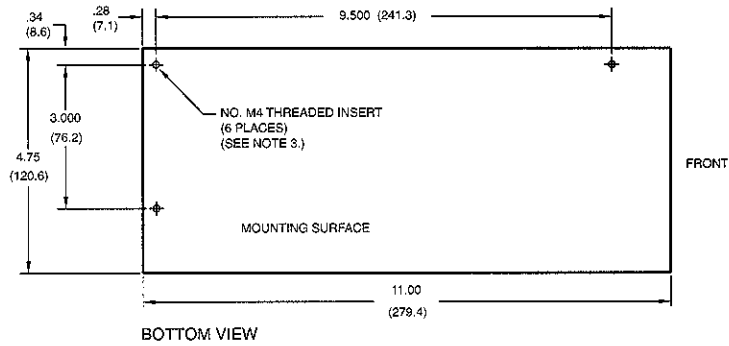
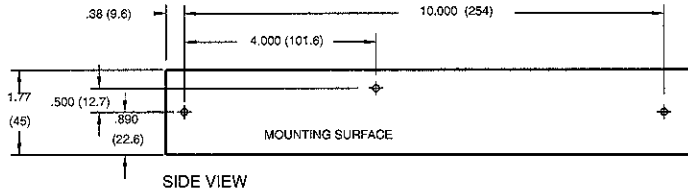
NOTE:  
 1. DIMENSIONS ARE IN INCHES EXCEPT DIMENSIONS IN ( ) ARE IN MM.  
 2. CUSTOMER MOUNTING SCREWS (NO. M4) MUST NOT PROTRUDE INTO POWER SUPPLY BY MORE THAN 1/4 INCH (6.3)

Net Weight (Lbs)	
SVS100	1.7
SVPS10	2.1
SVT115	2.1
SVQ130	2.1
SVPQ130	2.8
SVS150	2.2
SVPS150	2.9

NOTE:  
 1. CUSTOMER MOUNTING SCREWS (NO. M4) MUST NOT PROTRUDE INTO POWER SUPPLY BY MORE THAN 1/4 INCH (6.3)  
 2. DIMENSIONS ARE IN INCHES EXCEPT DIMENSIONS IN ( ) ARE IN MM.

WEIGHT:	
NET	LBS
SVT170	2.5
SVPT170	2.9
SVQ200	2.5
SVPQ200	2.9
SVPS25	2.9

**SVT300/SVPT300  
SVQ300/SVPQ300**



- NOTE:**
1. DIMENSIONS ARE IN INCHES EXCEPT DIMENSIONS IN ( ) ARE IN MM.
  2. CUSTOMER MOUNTING SCREWS (NO. M4) MUST NOT PROTRUDE INTO POWER SUPPLY BY MORE THEN 1/4 INCH (6.3)

**WEIGHT:**

NET	LBS
SV300	3.2
SVP300	3.7