



Quality Products. Service Excellence.

Type 12 Mild Steel Wallmount Disconnect Enclosure 1447A Series

Continuous Hinge Door (Flange w/ Allen Bradley 1494 & D Series cutout only)

Note: This product line has been discontinued as a stocked series. Information is for reference only. For alternative solution assistance, please contact Hammond Customer Service - sales@hammfg.com or USA (716) 630-7030, Canada and International (519) 822-2960.



Inner
Panel
Included



Application

- Designed to house Allen Bradley 1494F flange mounted disconnect switches and 1494D flange mounted circuit breaker operators (will not accept Allen Bradley 1494V disconnect switches).
- Provides a degree of protection from falling dirt, dust, oil and water.

Standards

- UL 508A Type 12, 13
- CSA Type 12, 13
- **Complies with**
 - NEMA Type 12, 13
 - IEC 60529, IP54
- Appropriate components are required to maintain these standards.

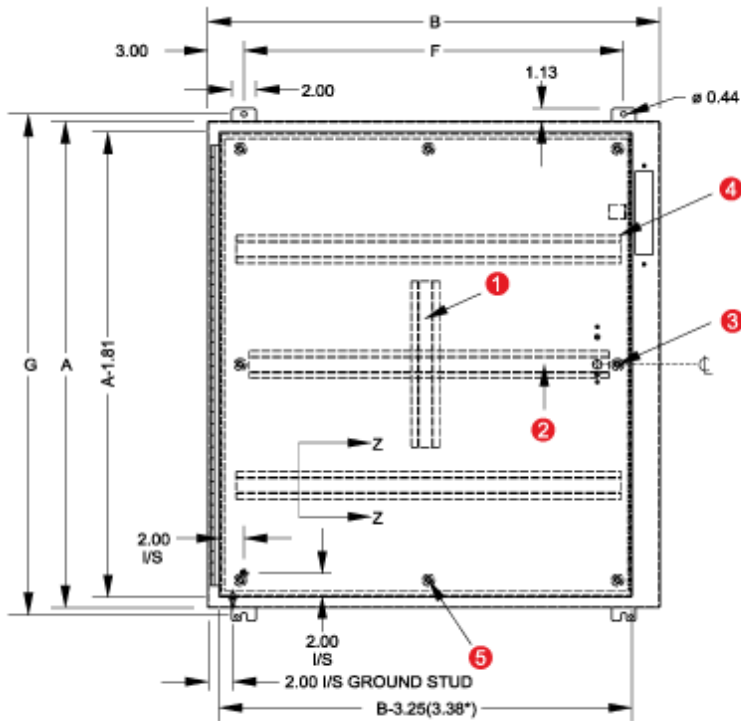
Construction

- Formed 14-gauge steel.
- Continuously welded seams.
- Larger sizes include door and body stiffeners.
- Welded brackets provide for enclosure mounting.
- Formed lip on door and enclosure exclude flowing liquids and contaminants.
- Cutouts and holes are provided to suit the handle, operating mechanism and door closing mechanism.
- Continuously hinged doors may be removed by pulling the hinge pin.
- Guide and cover interlock brackets are welded to the door.
- Cover latch bars for door hardware are provided.
- A spacer kit to support the disconnect on the panel is included.
- Collar studs are provided for mounting inner panels.
- A removable 12 gauge inner panel is included.
- Seamless poured-in place gasket.
- A bonding stud is provided on the door and a grounding stud is provided in the enclosure
- A literature pocket is provided.

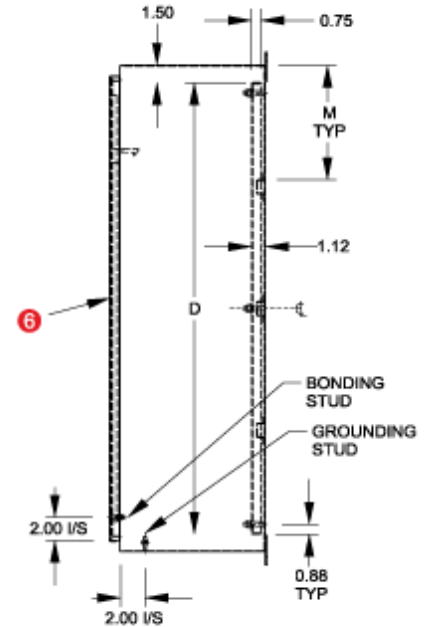
Finish

- Cover and enclosure are finished with a recoatable powder inside and out with ANSI 61 smooth Gray (GY).
- Disconnects, operating mechanisms, and door hardware are not provided with the enclosure, and must be ordered separately from the manufacturer.
- Enclosures with an "A" dimension under 40" require 2 point door closing hardware. Order one Allen Bradley 1494F-L1.

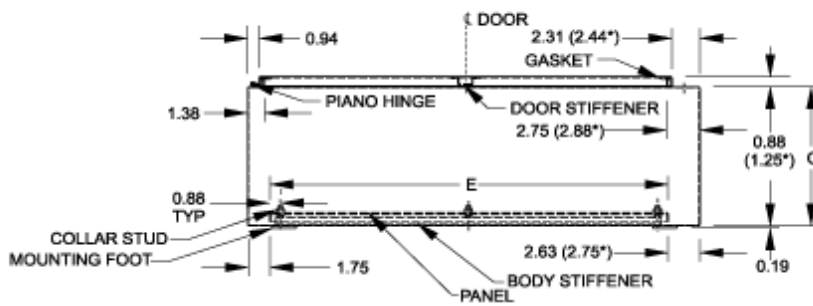
- Enclosures with an "A" dimension of 40" or more require a 3 point door closing mechanism. Order one Allen Bradley 1494F-L2 and one 1494F-L3.
- Enclosures 1447A K122 and 1447A L122 accept a 200 A switch only. This switch will not fit in any other 1447A Series Enclosure. Order Allen Bradley 1494F-L4 door hardware for 1447A K122 and 1447A L122 enclosures.



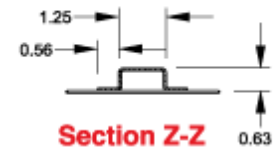
Front View



Side View



Top View



Section Z-Z

When A=	M=
36	9.00
42	9.88
48	11.38

- ① Vertical body stiffener req'd on 1447AG only.
- ② Omit center body stiffener if A is less than 41".
- ③ Omit 2 middle studs if A is less than 31".
- ④ Omit body stiffeners if B is 28" or less.
- ⑤ Omit 2 middle studs if B is less than 32".
- ⑥ Omit door stiffener if B is 32" or less except if Ax B is 42"x31.38".

* Bracketed numbers are for AK122 and AL122.

Part No.	Dimensions			Panel Size		Mtg. Centers		Ship Wt. lbs.
	A	B	C	D	E	F	G	
1447AA8	20.00	21.38	8.00	17.00	17.00	15.38	21.25	55
1447AB8	24.00	21.38	8.00	21.00	17.00	15.38	25.25	61
1447AC8	24.00	25.38	8.00	21.00	21.00	19.38	25.25	67
1447AD8	30.00	21.38	8.00	27.00	17.00	15.38	31.25	74
1447AE8	30.00	25.38	8.00	27.00	21.00	19.38	31.25	85
1447AF8	36.00	25.38	8.00	33.00	21.00	19.38	37.25	100
1447AG8	36.00	31.38	8.00	33.00	27.00	25.38	37.25	123
1447AH8	42.00	31.38	8.00	39.00	27.00	25.38	43.25	137

Part No.	Dimensions			Panel Size		Mtg. Centers		Ship Wt. lbs.
	A	B	C	D	E	F	G	
1447AJ8	42.00	37.38	8.00	39.00	33.00	31.38	43.25	186
1447AK8	48.00	37.38	8.00	45.00	33.00	31.38	49.25	211
1447AL8	60.00	37.38	8.00	57.00	33.00	31.38	61.25	245
1447AB10	24.00	21.38	10.00	21.00	17.00	15.38	25.25	68
1447AC10	24.00	25.38	10.00	21.00	21.00	19.38	25.25	75
1447AD10	30.00	21.38	10.00	27.00	17.00	15.38	31.25	78
1447AE10	30.00	25.38	10.00	27.00	21.00	19.38	31.25	90
1447AF10	36.00	25.38	10.00	33.00	21.00	19.38	37.25	110
1447AG10	36.00	31.38	10.00	33.00	27.00	25.38	37.25	125
1447AH10	42.00	31.38	10.00	39.00	27.00	25.38	43.25	137
1447AJ10	42.00	37.38	10.00	39.00	33.00	31.38	43.25	189
1447AK10	48.00	37.38	10.00	45.00	33.00	31.38	49.25	211
1447AL10	60.00	37.38	10.00	57.00	33.00	31.38	61.25	257
1447AG12	36.00	31.38	12.00	33.00	27.00	25.38	37.25	125
1447AH12	42.00	31.38	12.00	39.00	27.00	25.38	43.25	137
1447AJ12	42.00	37.38	12.00	39.00	33.00	31.38	43.25	189
1447AK12	48.00	37.38	12.00	45.00	33.00	31.38	49.25	211
1447AL12	60.00	37.38	12.00	57.00	33.00	31.38	61.25	257
1447AK16	48.00	37.38	16.00	45.00	33.00	31.38	49.25	211
1447AL16	60.00	37.38	16.00	57.00	33.00	31.38	61.25	257
1447AK122	48.00	37.50	12.00	45.00	33.00	31.50	49.25	250
1447AL122	60.00	37.50	12.00	57.00	33.00	31.50	61.25	265

Data subject to change without notice

© 2019. Hammond Manufacturing Ltd. All rights reserved.