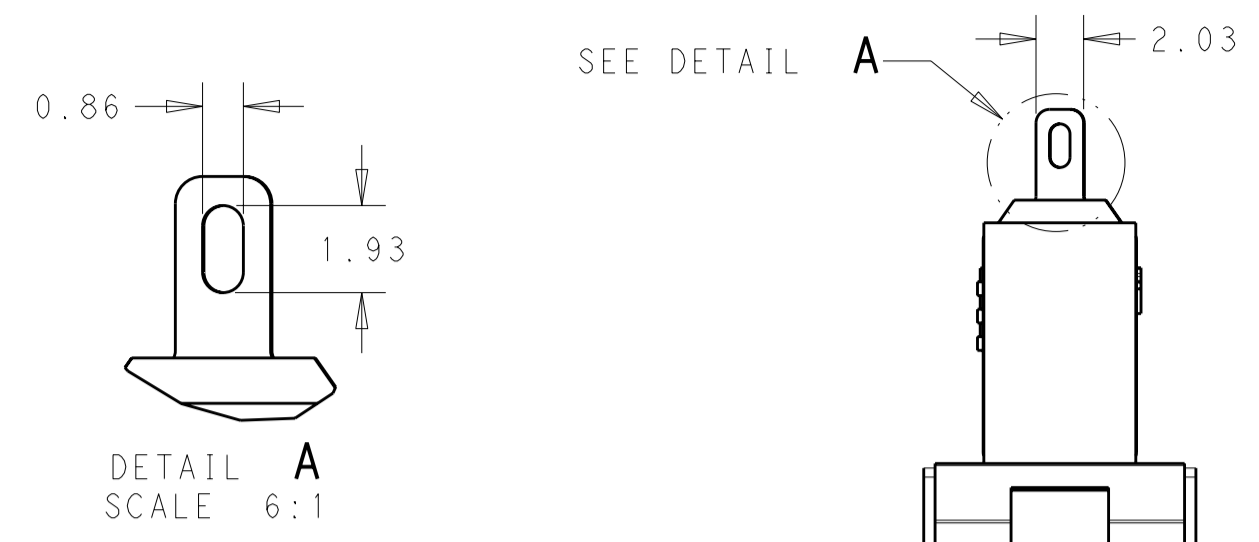


THIS DRAWING IS UNPUBLISHED. RELEASED FOR PUBLICATION 2012
 © COPYRIGHT 2012 Tyco Electronics AMP GmbH ALL RIGHTS RESERVED.

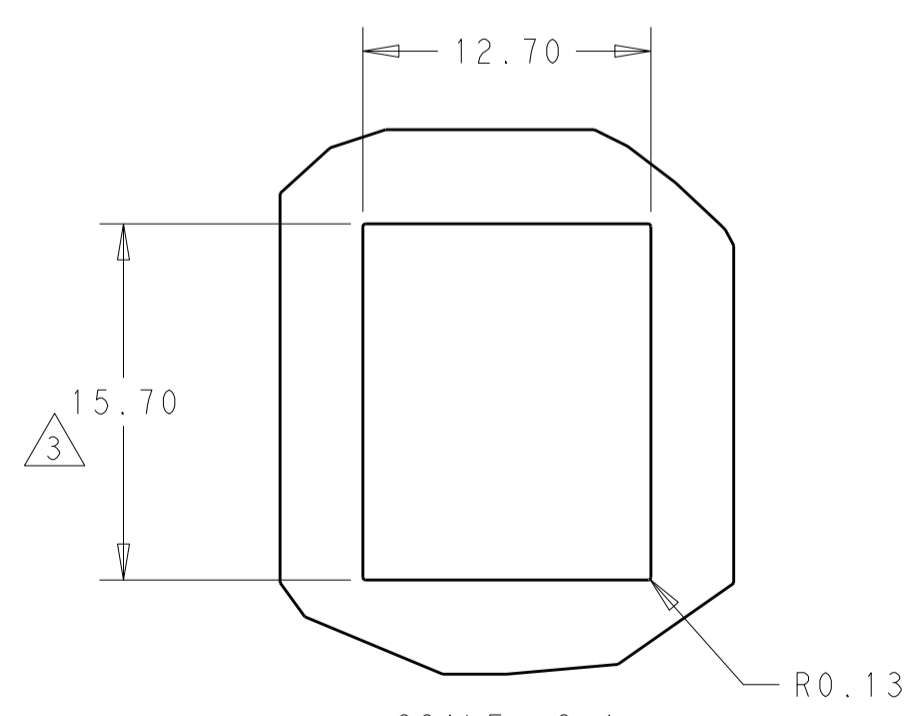
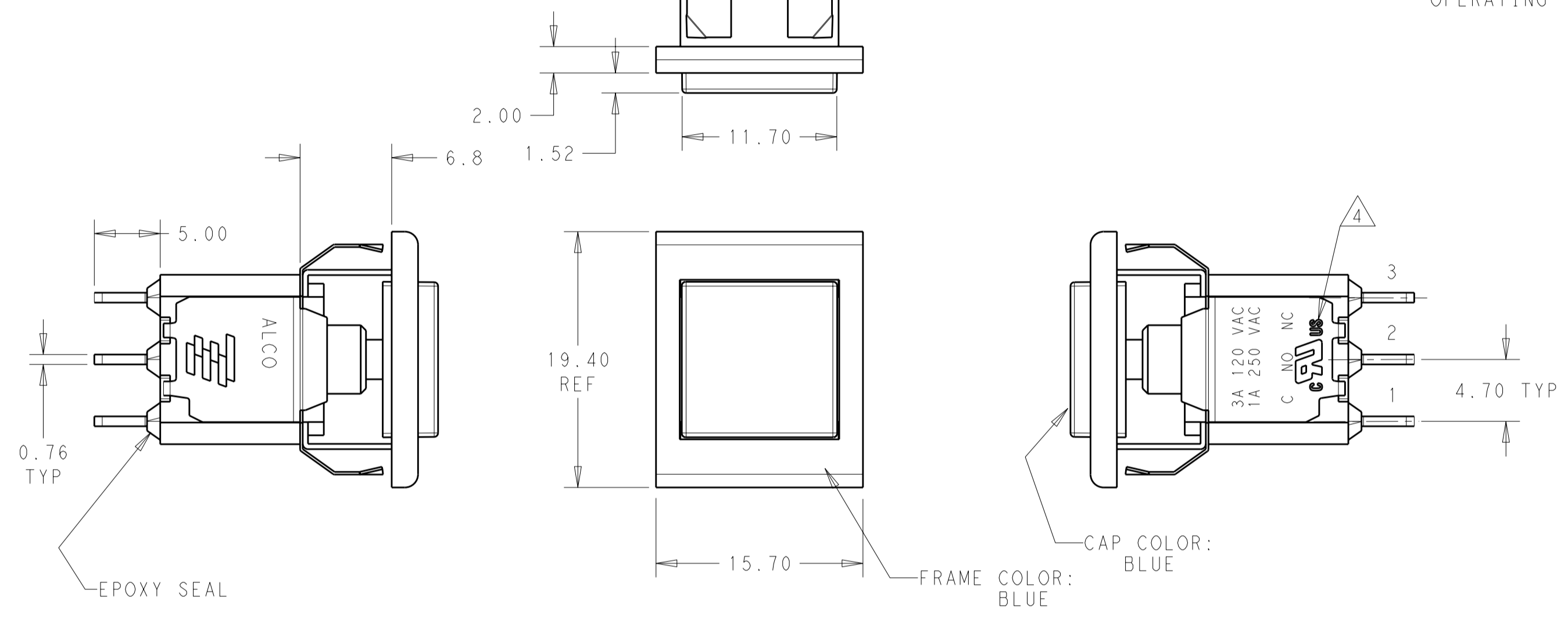
LOC		DIST		REVISIONS			
P	LTR	DESCRIPTION	DATE	DWN	APVD		
	D	NEW DRAWING PER ECO-12-008527	08MAY2012	KH	PO		



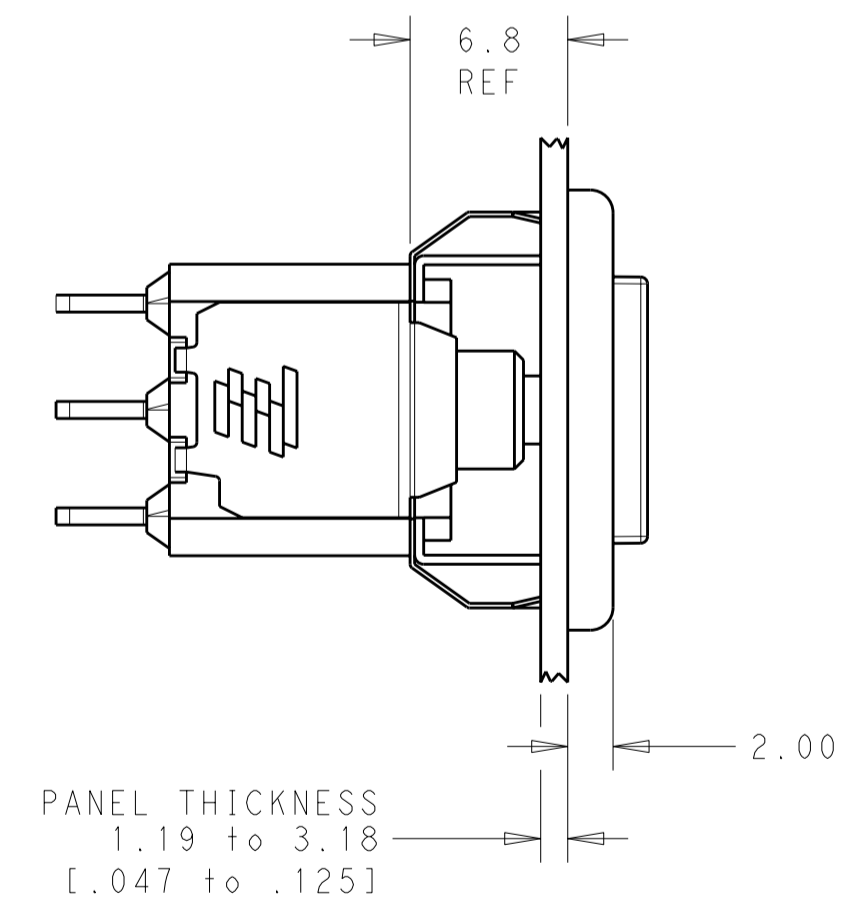
- 1 SPECIFICATIONS
 ELECTRICAL RATING: 1 A @ 250 VAC, 3 A @ 120 VAC/28VDC
 MECHANICAL LIFE: 50,000 MAKE-AND-BREAK CYCLES
 CONTACT RESISTANCE: 20 MILLIOHMS MAX INITIAL @ 2-4VDC
 100mA FOR BOTH SILVER & GOLD PLATED CONTACTS
 INSULATION RESISTANCE: 1,000 MEGAOHMS MIN.
 DIELECTRIC STRENGTH: 1,000 V RMS @ SEA LEVEL
 OPERATING TEMPERATURE: -30 C TO 85 C

- 2 MATERIALS
 CASE: DAP, UL94V-0
 PLUNGER: GLASS-FILLED NYLON/POLYESTER
 BUSHING: BRASS, NICKEL PLATED
 HOUSING: STAINLESS STEEL
 TERMINAL/CONTACT: GOLD OVER SILVER
 RoHS: 2002/95/EC

- 3 INCREASE TO 15.88/15.75 FOR 3.18/2.31 THICK PANEL
 4 UL/CSA LOGOS SHOWN THIS SIDE



SCALE 3:1
 PANEL LAYOUT



POS 1	POS 2
ON	MOM
1 - 3	1 - 2

1977744-1
 TE PART NO

THIS DRAWING IS A CONTROLLED DOCUMENT.		DWN KIRAN HOLAL 08MAY2012	TE Connectivity	
DIMENSIONS: mm		CHK OTT PETER 08MAY2012		
TOLERANCES UNLESS OTHERWISE SPECIFIED:		APVD OTT PETER 08MAY2012	NAME SNAP ACTING PUSHBUTTON SWITCH 3 AMP	
0 PLC ±	±0.40	PRODUCT SPEC	SIZE	
1 PLC ±	±0.25	APPLICATION SPEC	CAGE CODE	DRAWING NO
2 PLC ±	±	WEIGHT	A200779	C-1977744
3 PLC ±	±	CUSTOMER DRAWING	RESTRICTED TO	
4 PLC ±	±		SCALE 4:1	SHEET 1 OF 1
ANGLES ±	±			REV D
FINISH ±	±			