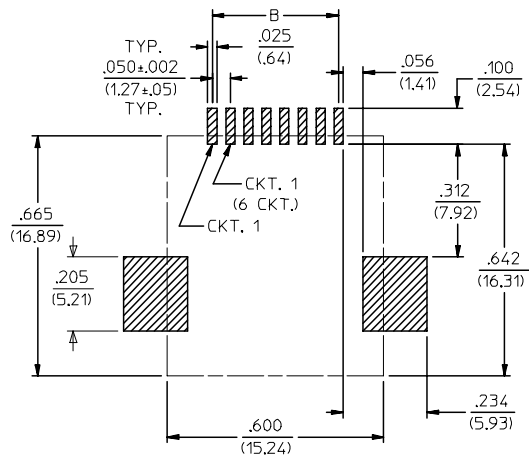
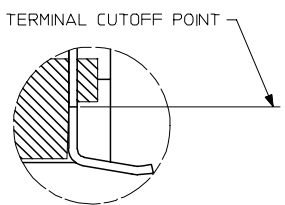


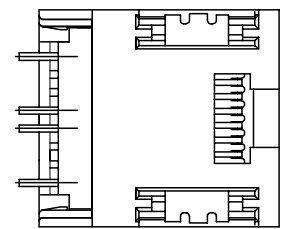
PC BOARD LAYOUT FOR 6 POSITION HOUSING (COMPONENT SIDE OF BOARD)



PC BOARD LAYOUT FOR 8 POSITION HOUSING (COMPONENT SIDE OF BOARD)



VIEW SHOWING TYPICAL TERMINAL CUTOFF OF TAIL (SEE NOTE 5) FOR VOIDED CIRCUITS.



TYPICAL VIEW SHOWING VOIDED CIRCUIT (CIRCUITS 2,3,6 & 7 SHOWN VOIDED)

SEE SHEET ONE EC NO: UCP2004-0798 DRWN:LSCHMIDT 2004/01/05 CHKD:LSCHMIDT 2004/01/05 APPR:FSMITH 2004/01/08	QUALITY SYMBOLS ▽ = 0 ▽ = 0	GENERAL TOLERANCES (UNLESS SPECIFIED)		SCALE --- INCH	DESIGN UNITS INCH	THIRD ANGLE PROJECTION	REVISE ON CAD ONLY	
		4 PLACES ± --- ± ---	3 PLACES ± --- ± .010	DIMENSION STYLE IN/MM		TITLE SURFACE MOUNT MODULAR JACK		
		2 PLACES ± 0.25 ± .014	1 PLACE ± 0.36 ± ---	DRAWN BY PEARSON	DATE 06/18/96	MOLEX INCORPORATED		
		ANGULAR ± 1/2°		CHECKED BY PEARSON	DATE 06/18/96	MATERIAL NO. SEE TABLE	DOCUMENT NO. SDA-43743-****	SHEET NO. 2 OF 2
DRAFT WHERE APPLICABLE MUST REMAIN WITHIN DIMENSIONS		APPROVED BY EDGLEY	DATE 06/18/96	THIS DRAWING CONTAINS INFORMATION THAT IS PROPRIETARY TO MOLEX INCORPORATED AND SHOULD NOT BE USED WITHOUT WRITTEN PERMISSION				