

4

3

2

1

REVISION DATA

| REV | DESCRIPTION | DATE |
|-----|-------------|------------|
| A0 | NEW DRAWING | 2010-04-01 |

Technical Data

Material:

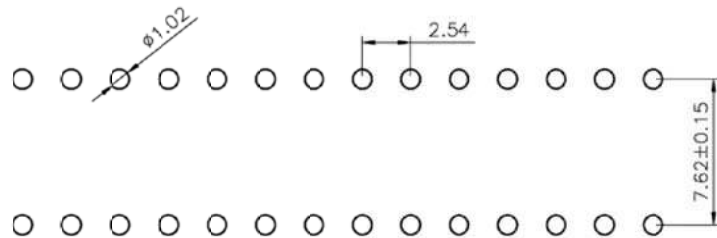
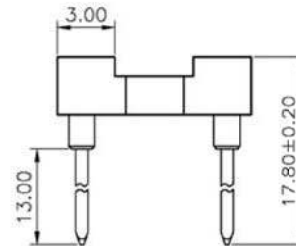
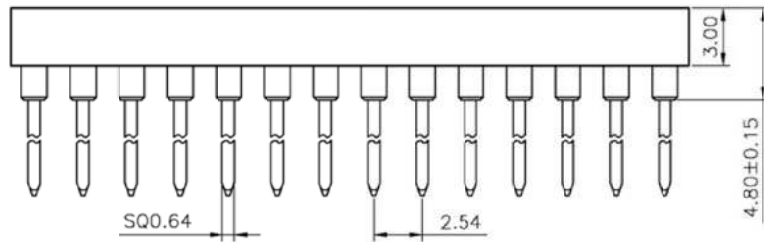
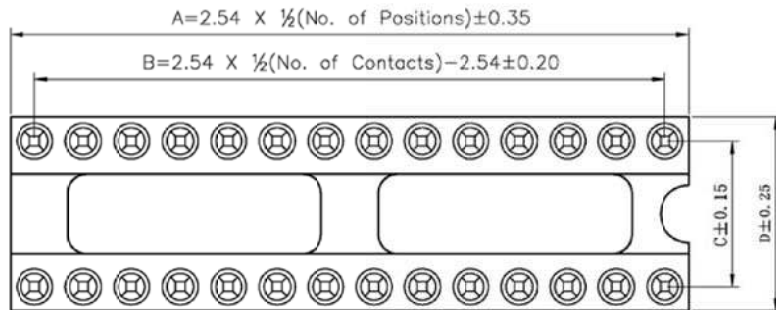
Pin(outer sleeve): Brass,machined CuZn38Pb
 Clip(contact 4 finger): Beryllium copper,heat treated
 Plating(outer sleeve):
 Tin plated 2μm/80μ"Ni, 5μm/200μ"Sn
 Gold Plated:2μm/80μ"nickelfull gold
 Plating(contact): 2μm/80μ"nickel, gold or Tin plated
 Insulator black(housing): PBT (UL94V-0)

Electrical:

Current rating: 3Amps/contact max.
 Contact resistance: ≤4mΩ/contact
 Insulation resistance: ≥1000MΩ at V=100V
 Operating voltage: 60VAC/DC

Mechanical:

Average insertion force with steel pin of
 Ø0.43mm/0.17": <250g
 Average withdrawal force with steel pin of
 Ø0.43mm/0.17": >90g min.
 Mechanical life cycle:min.200
 Operating temperatures: Gold Plated:-55° C to+105° C
 Tin plated:-40° C to+105° C
 Soldering temperature: +220° C,10s max



P.C.B LAYOUT

| PIN NO. | DIM A | DIM B | DIM C | DIM D |
|---------|-------|-------|-------|-------|
| 6 | 7.62 | 5.08 | 7.62 | 10.16 |
| 8 | 10.16 | 7.62 | 7.62 | 10.16 |
| 14 | 17.78 | 15.24 | 7.62 | 10.16 |
| 16 | 20.32 | 17.76 | 7.62 | 10.16 |
| 18 | 22.86 | 20.32 | 7.62 | 10.16 |
| 20 | 25.4 | 22.86 | 7.62 | 10.16 |

CnC Tech, LLC

Industrial Cable and Connector Technology

| TOLERANCE | PROJECTON | TITLE: |
|--------------|------------------|--|
| ANGLE ± 5° | DATE: 2010-04-01 | 2.54mmPitch IC Sockets Straight DIP Spacing 7.62mm Pin Length 17.80mm |
| X.XXX ± 0.10 | DRAWN: LiKui | PART NO: 215-1-XX-003 |
| X.XX ± 0.20 | CHECKED: | DRAWING NO: |
| X.X ± 0.30 | APPROVED: | REV: A0 |
| X. ± 0.50 | | UNIT: mm SCALE: 3:1 SIZE: A4 |

4

3

2

1