


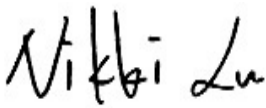



A Product Line of
Diodes Incorporated



SPECIFICATION FOR APPROVAL

| | |
|-------------------|---------------------------------------|
| CUSTOMER | |
| NOMINAL FREQUENCY | 8.000000 MHz |
| PRODUCT TYPE | TYPE GC 49S SMD QUARTZ CRYSTAL |
| PART NUMBER | GC0800059 |
| CUSTOMER P/N | |
| ISSUE DATE | November 10, 2017 |
| VERSION | B |

| APPROVED | PREPARED | QA |
|---|---|---|
|  |  |  |

Diodes Incorporated

No.2, Ziqiang 5th Rd., Zhongli Industrial Park,
Zhongli Dist., Taoyuan City 32063, Taiwan (R.O.C.)
TEL:886-3-451-8888
FAX:886-3-461-3865
<https://www.diodes.com>

*RoHS Compliant

*HF-Halogen Free

*REACH Compliant

TYPE GC 49S SMD QUARTZ CRYSTAL

GC0800059

VER.B 10-NOV-17

VERSION HISTORY

| Version No. | Version Date | Description | Notes |
|-------------|---------------|-----------------|-------|
| A | Jul. 31, 2015 | Initial Release | |
| B | Nov. 10, 2017 | Updated logo | |

TYPE GC 49S SMD QUARTZ CRYSTAL

GC0800059

VER.B 10-NOV-17

ELECTRICAL SPECIFICATIONS

| Item | Symbol | Specifications | Units | Notes |
|---|--------|--------------------|-------|------------------------------------|
| Nominal Frequency | Fn | 8.000000 | MHz | |
| Mode of Oscillation | MO | AT Cut-Fundamental | | |
| Calibration Load Capacitance | CL | 20 | pF | |
| Calibration Tolerance | FL | ± 20 | ppm | at 25°C±3°C |
| Operating Temperature Range | TR | -40 to +85 | °C | |
| Frequency Stability(Frequency Deviation over the Operating Temperature Range) | F/T | ± 30 | ppm | Reference to the Frequency at 25°C |
| Operating Drive Level | | 100 | μW | |
| Maximum Drive Level | | 500 | μW | |
| Equivalent Series Resistance | ESR | 80 | Ω | Max. |
| Shunt Capacitance | C0 | 7 | pF | Max. |
| Aging at 25°C | | ± 5 | ppm | Max, 1st year |
| Storage Temperature | | -55 to +125 | °C | |
| Insulation Resistance | | 500 | MΩ | Min |

TYPE GC 49S SMD QUARTZ CRYSTAL

GC0800059

VER.B 10-NOV-17

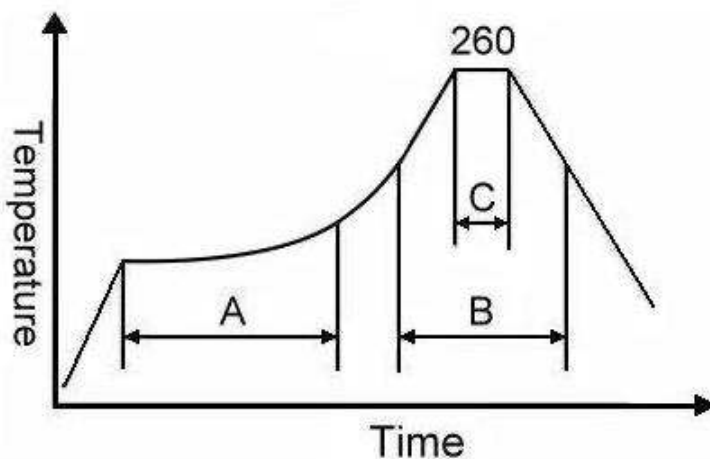
RELIABILITY SPECIFICATIONS

MECHANICAL AND ENVIRONMENTAL RATINGS:

- a) FINE LEAK TEST: JESD22-A109 (Condition 1A)
- b) GROSS LEAK TEST: JESD22-A109 (Condition C)
- c) MOISTURE RESISTANCE: JESD22-A113
- d) SHOCK: JESD22-B104 (Condition B)
- e) SOLDERABILITY : (RoHS version): J-STD-002
- f) VIBRATION: JESD22-B103
- g) SOLVENT RESISTANCE: JESD22-B107
- h) RESISTANCE TO SOLDERING HEAT (RoHS version): J-STD-020D Table 5.2 Pb free devices (3 cycles max)

SUGGESTED IR REFLOW PROFILE

*As per IPC-JEDEC J-STD-020D



Note:

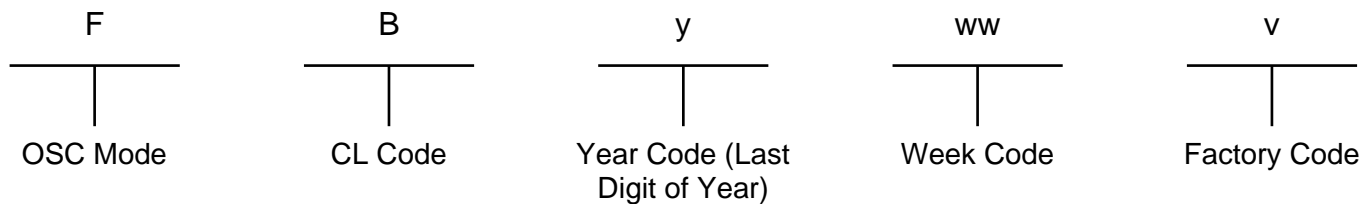
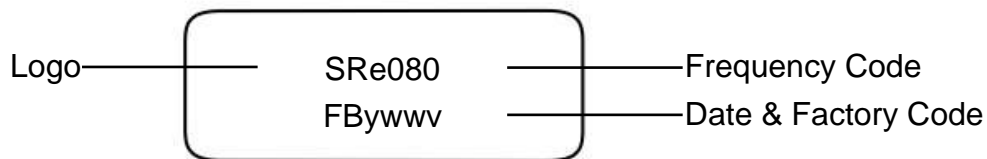
| | Stage | Temperature | Time |
|---|--------------|-------------|------------|
| A | Preheat | 150~200°C | 60~120 Sec |
| B | Primary Heat | 217°C | 60~150 Sec |
| C | Peak | 260°C | 10 Sec |

TYPE GC 49S SMD QUARTZ CRYSTAL

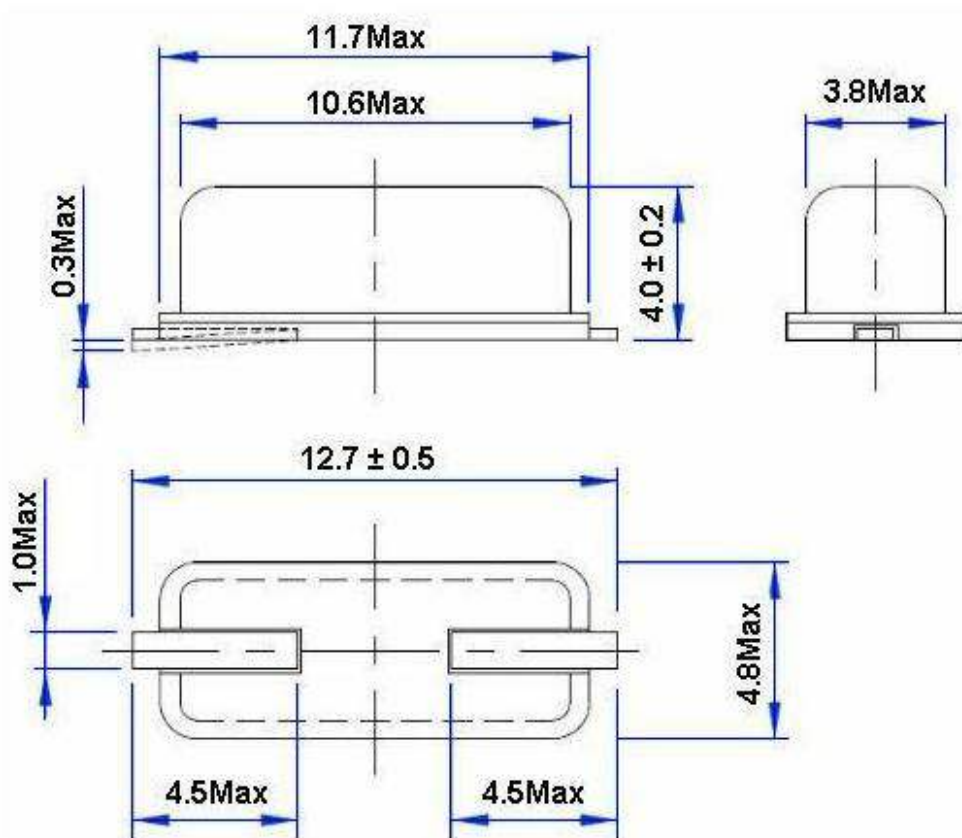
GC0800059

VER.B 10-NOV-17

MARKING



MECHANICAL DRAWINGS (Scale: None. Dimensions are in mm.)



TYPE GC 49S SMD QUARTZ CRYSTAL

GC0800059

VER.B 10-NOV-17

PACKING

