


SMD Power Inductor CDPH73



Description

- Ferrite core construction.
- Magnetically shielded.
- L × W × H: 7.5 × 7.5 × 3.6mm Max.
- Product weight: 0.6g(Ref.)
- Moisture Sensitivity Level: 1
- RoHS compliance.

Environmental Data

- Operating temperature range: -40°C~+100°C (including coil's self temperature rise)
- Storage temperature range: -40°C~+100°C
- Solder reflow temperature: 260 °C peak.

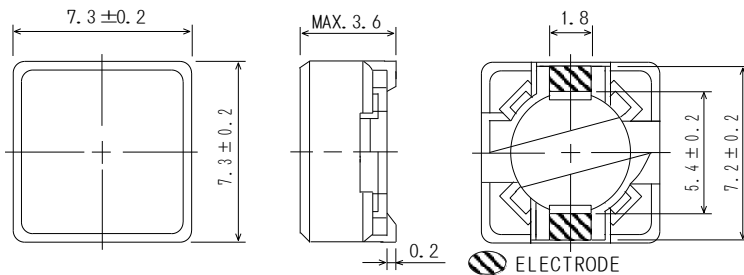
Packaging

- Carrier tape and reel packaging.
- 12.9" diameter reel
- 1000pcs per reel

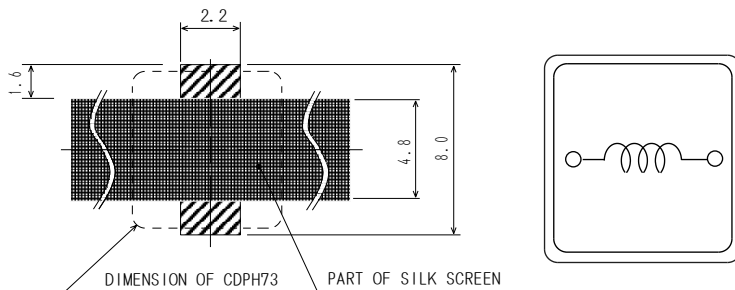
Applications


- Ideally used in Notebook PC, DVD, LCD TV, Game machine, STB etc as DC-DC converter inductors.

Dimension - [mm]



Land pattern and Schematics - [mm]






Electrical Characteristics

Part Name	Stamp	Inductance (μH) [Within] ※1		D.C.R. (Ω) Max. (Typ.) (at 20°C)	Rated Current (A) ※2
CDPH73NP-100NC	100	10	+25%	0.09(0.07)	1.40
			-20%		
CDPH73NP-120NC	120	12	+25%	0.10(0.080)	1.30
			-20%		
CDPH73NP-150NC	150	15	+25%	0.13 (0.10)	1.20
			-20%		
CDPH73NP-180NC	180	18	+25%	0.15 (0.11)	1.10
			-20%		
CDPH73NP-220NC	220	22	+25%	0.17 (0.13)	1.00
			-20%		
CDPH73NP-270NC	270	27	+25%	0.21 (0.16)	0.88
			-20%		
CDPH73NP-330NC	330	33	+25%	0.24 (0.18)	0.80
			-20%		
CDPH73NP-390NC	390	39	+25%	0.31 (0.24)	0.75
			-20%		
CDPH73NP-470NC	470	47	+25%	0.35 (0.27)	0.67
			-20%		
CDPH73NP-560NC	560	56	+25%	0.40 (0.30)	0.62
			-20%		
CDPH73NP-680NC	680	68	+25%	0.52 (0.40)	0.54
			-20%		
CDPH73NP-820NC	820	82	+25%	0.60 (0.45)	0.52
			-20%		
CDPH73NP-101NC	101	100	+25%	0.70 (0.55)	0.46
			-20%		
CDPH73NP-121NC	121	120	+25%	0.82 (0.63)	0.42
			-20%		
CDPH73NP-151NC	151	150	+25%	1.35 (1.05)	0.37
			-20%		
CDPH73NP-181NC	181	180	+25%	1.50 (1.15)	0.33
			-20%		
CDPH73NP-221NC	221	220	+25%	1.70 (1.30)	0.30
			-20%		
CDPH73NP-271NC	271	270	+25%	1.90 (1.50)	0.28
			-20%		
CDPH73NP-331NC	331	330	+25%	2.80 (2.14)	0.25
			-20%		
CDPH73NP-391NC	391	390	+25%	3.00 (2.30)	0.22
			-20%		
CDPH73NP-471NC	471	470	+25%	3.50 (2.70)	0.20
			-20%		

※1. Inductance measuring condition: at 1kHz.

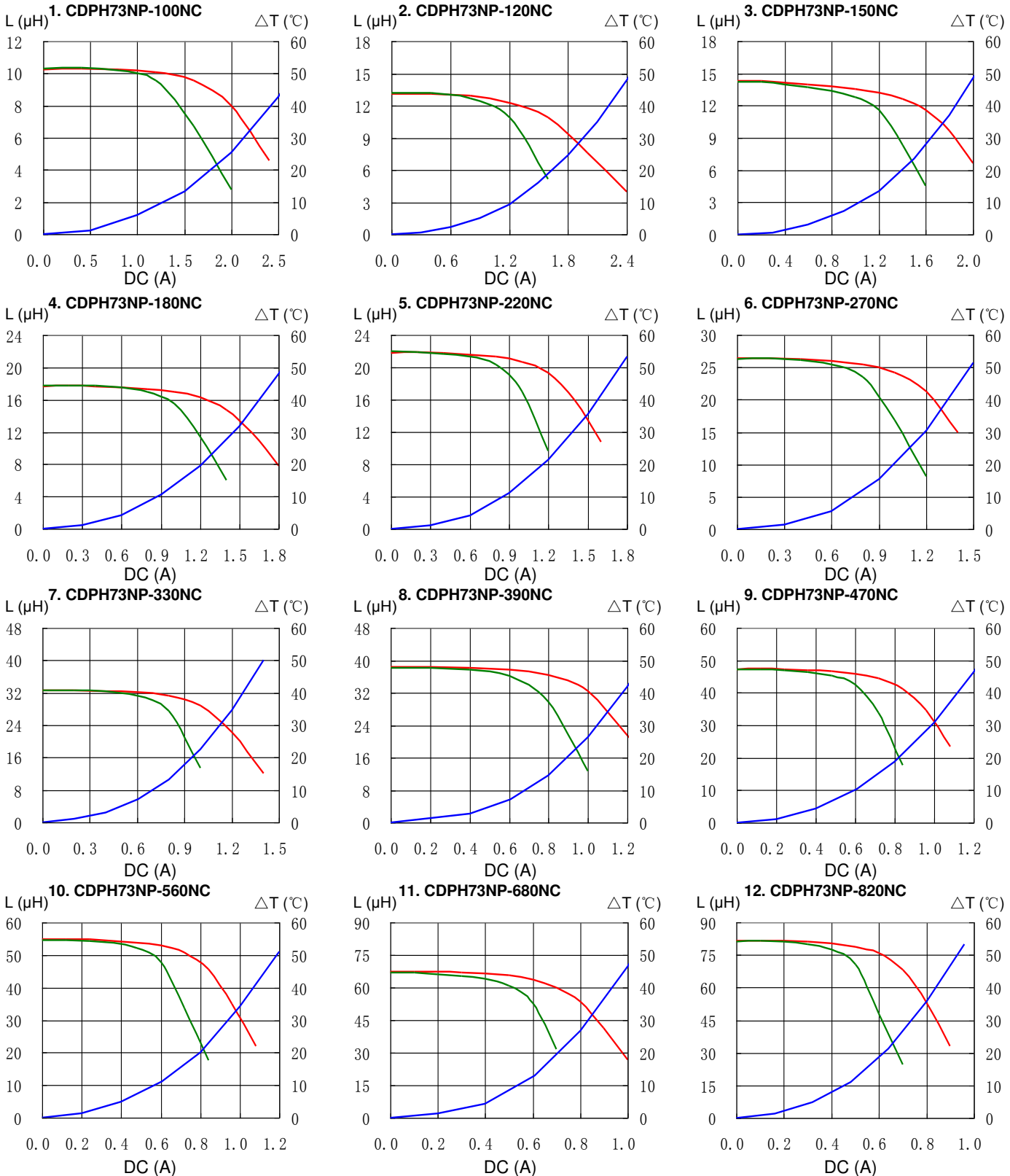
※2. Rated current: The DC current at which the inductance decreases to 75% of its nominal value or when $\Delta t=40^\circ\text{C}$, whichever is lower ($T_a=20^\circ\text{C}$).

SMD Power Inductor CDPH73




Saturation Current & Temperature Rise Graph

— L (20°C) — L (100°C) — ΔT

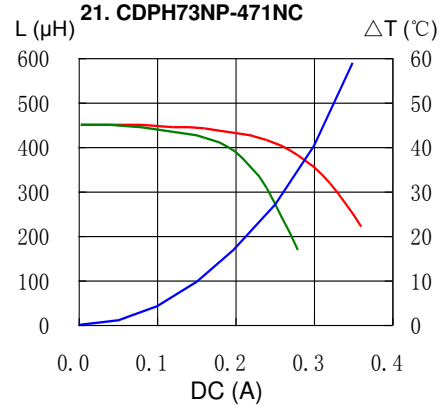
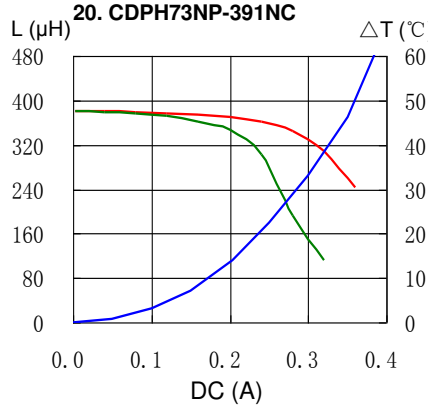
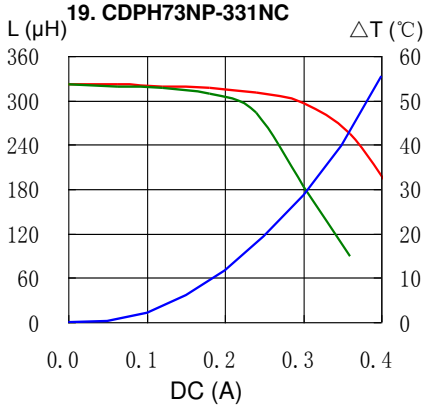
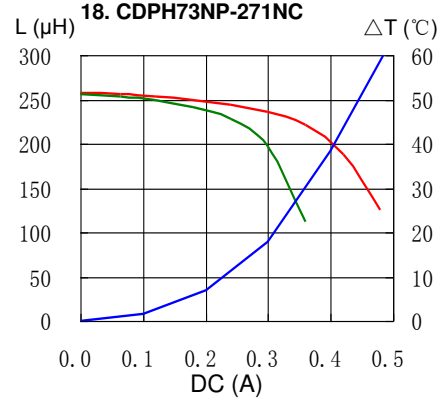
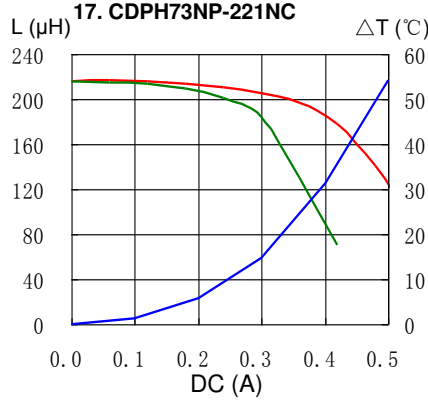
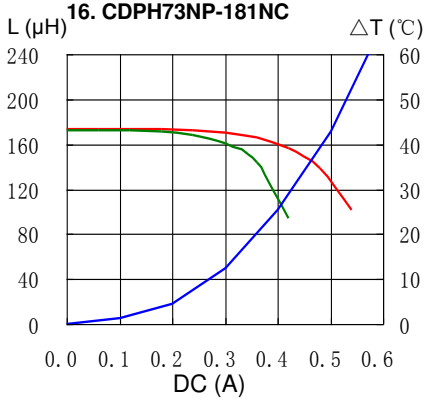
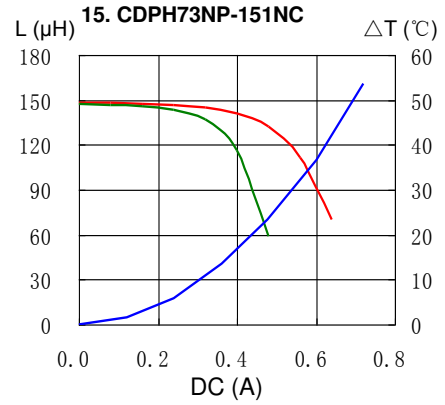
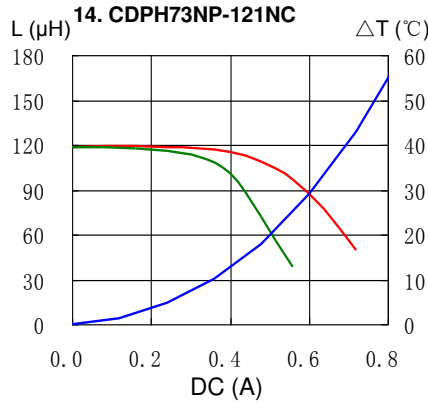
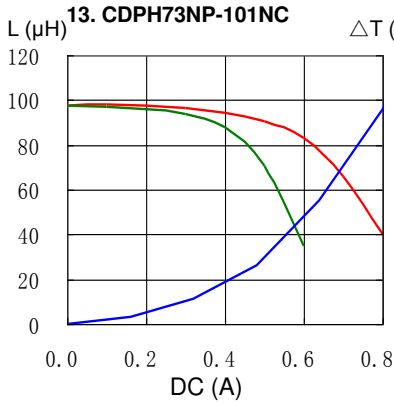


SMD Power Inductor CDPH73




Saturation Current & Temperature Rise Graph

— L (20°C) — L (100°C) — ΔT

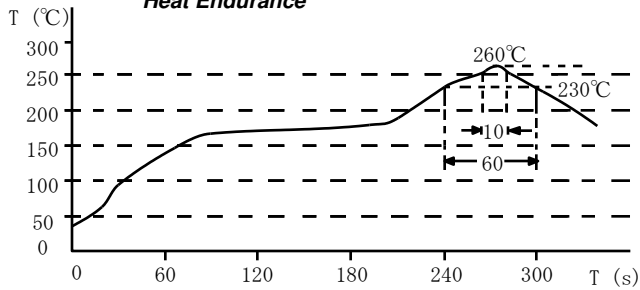


SMD Power Inductor CDPH73

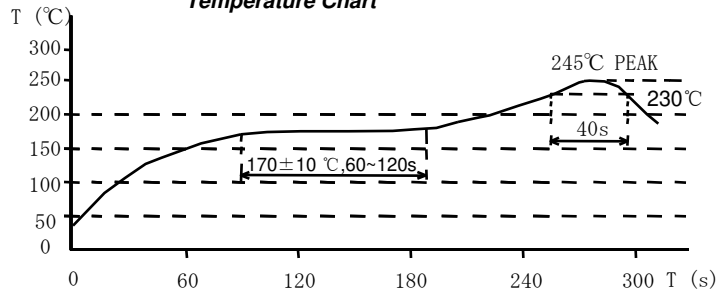


Solder Reflow Condition

Heat Endurance



Temperature Chart



Please refer to the sales offices on our website - <http://www.sumida.com>

Hong Kong

Tel. +852-2880-6781
FAX. +852-2565-9600
sales@hk.sumida.com

Saitama(Japan)

Tel. +81-48-691-7300
FAX. +81-48-691-7340
sales@jp.sumida.com

Chicago

Tel. +1-847-545-6700
FAX. +1-847-545-6720
sales@us.sumida.com

Shanghai

Tel. +86-21-5836-3299
FAX. +86-21-5836-3266
shanghai.sales@cn.sumida.com

Seoul

Tel. +82-2-6237-0777
FAX. +82-2-6237-0778
sales@kr.sumida.com

Obernzell

Tel. +49-8591-937-0
FAX. +49-8591-937-103
contact@eu.sumida.com

Shenzhen

Tel. +86-755-8291-0228
FAX. +86-755-8291-0338
shenzhen.sales@cn.sumida.com

Singapore

Tel. +65-6296-3388
FAX. +65-6841-4426
sales@sg.sumida.com

Neumarkt

Tel. +49-9181-4509-110
FAX. +49-9181-4509-310
infocomp@eu.sumida.com

Taipei

Tel. +886-2-8751-2737
FAX. +886-2-8751-2738
sales@tw.sumida.com

San Jose

Tel. +1-408-321-9660
FAX. +1-408-321-9308
sales@us.sumida.com