

ELR 3- 24DC/500AC- 9


Order No.: 2297219



<http://eshop.phoenixcontact.de/phoenix/treeViewClick.do?UID=2297219>

Three-phase solid-state contactor with 24 V DC input, 9 A output current, zero voltage switch, optionally with thermal fuse



Commercial data	
GTIN (EAN)	 4 046356 175579
sales group	G411
Pack	1 pcs.
Customs tariff	85364900
Catalog page information	Page 171 (IF-2009)

Product notes

WEEE/RoHS-compliant since:
02/15/2008



<http://www.download.phoenixcontact.com>
Please note that the data given here has been taken from the online catalog. For comprehensive information and data, please refer to the user documentation. The General Terms and Conditions of Use apply to Internet downloads.

Technical data

Input data	
Rated actuating voltage U_c	24 V DC
Rated actuating voltage range with reference to U_c	0.8 ... 1.25
Rated actuating current I_c	8.3 mA

Switching threshold "0" signal, voltage	9.6 V
Switching threshold "1" signal voltage	19.2 V
Protective circuit	Protection against polarity reversal Suppressor diode
	Surge protection
Status display	Yellow LED
Indication	Red LED

Output data, load relay

Output name	AC output
Nominal output voltage	500 V AC
Nominal output voltage range	48 V AC ... 575 V AC
Periodic peak reverse voltage	1200 V
Load current	max. 9 A (see derating curve)
Leakage current	6 mA
Residual voltage	< 1.5 V
Surge current	300 A (t = 10 ms)
Max. load value	580 A ² s
Type of protection	RCV circuit
Surge voltage protection	> 575 V AC

Connection data

Connection method	Screw connection
Conductor cross section solid min.	0.14 mm ²
Conductor cross section solid max.	2.5 mm ²
Conductor cross section stranded min.	0.14 mm ²
Conductor cross section stranded max.	2.5 mm ²
Conductor cross section AWG/kcmil min.	26
Conductor cross section AWG/kcmil max	12

General data

Width	67.5 mm
Height	99 mm
Depth	114.5 mm
Test voltage input/output	5 kV _{rms}
Ambient temperature (operation)	-25 °C ... 70 °C
Ambient temperature (storage/transport)	-25 °C ... 70 °C
Mounting position	Vertical (horizontal DIN rail)

Assembly instructions	Can be aligned with spacing = 20 mm
Operating mode	100% operating factor
Degree of protection	IP20
Name	Standards/regulations
Standards/regulations	DIN EN 50178
	EN 60947
Name	Power station requirements
Standards/regulations	DWR 1300 / ZXX01/DD/7080.8d
Name	Air and creepage distances between the power circuits
Standards/regulations	DIN EN 50178
Rated surge voltage / insulation	6 kV / Basic isolation
Rated insulation voltage	500 V
Pollution degree	2
Surge voltage category	III

Certificates / Approvals

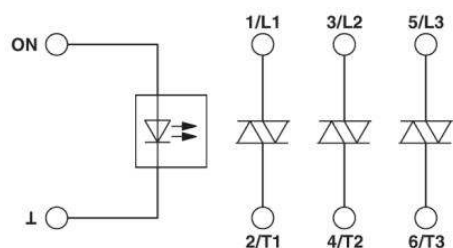


Certification CUL Listed, UL Listed

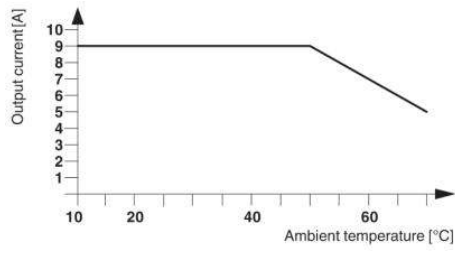
Certifications applied for: GL

Diagrams/Drawings

Block diagram



Diagram



Address

PHOENIX CONTACT Inc., USA
586 Fulling Mill Road
Middletown, PA 17057, USA
Phone (800) 888-7388
Fax (717) 944-1625
<http://www.phoenixcon.com>



© 2011 Phoenix Contact
Technical modifications reserved;