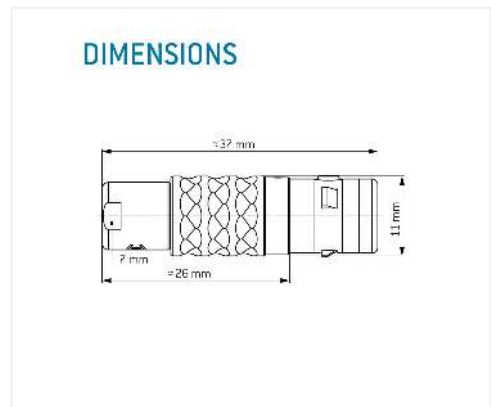

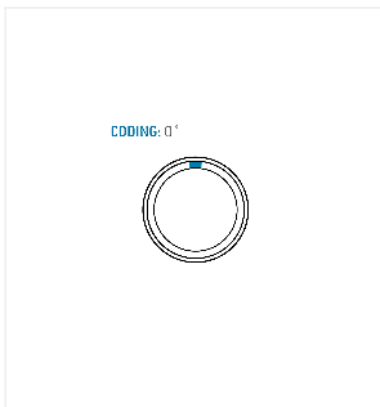


**S10K0C-P09MCC0-3500**  
**series\_k, type\_s1**



**General information**

|                          |                     |
|--------------------------|---------------------|
| <b>Part number</b>       | S10K0C-P09MCC0-3500 |
| <b>Termination</b>       | solder              |
| <b>Size</b>              | 0                   |
| <b>Locking principle</b> | push                |
| <b>Coding</b>            | 0_key               |
| <b>Cable Diameter</b>    | cable_mini_35       |
| <b>Cable outlet</b>      | standard            |



**Contact insert description**

|                             |        |
|-----------------------------|--------|
| <b>Number of contacts</b>   | 9      |
| <b>Contact type</b>         | pins   |
| <b>Contact diameter</b>     | 05mm   |
| <b>Insulator material</b>   | peek   |
| <b>Wire cross section</b>   | 28_awg |
| <b>Termination</b>          | solder |
| <b>Termination diameter</b> | 04mm   |

reverse\_gender\_on\_request

**Technical information**

|   |          |               |
|---|----------|---------------|
| <b>Max. creepage and air clearance distance</b> | 04_mm    | 07_mm         |
| <b>Nominal current single contact</b>           | 04_a     | iec_60512_5_2 |
| <b>Nominal current insert</b>                   | 2,6 A    | vde_0298_4    |
| <b>Test voltage</b>                             | 06_kv_ac | sae_13441     |

safety\_text

## Mechanical and environmental data

|                       |          |
|-----------------------|----------|
| Degree of protection* | ip68     |
| Operating temperature | 40_120_c |
| Mating cycles         | 5000     |

mated

## Material and surface treatments

|         |               |
|---------|---------------|
| Housing | m_chrome      |
| Contact | cu_alloy_gold |

safety\_text\_2  
ul\_text  
illustrative\_text