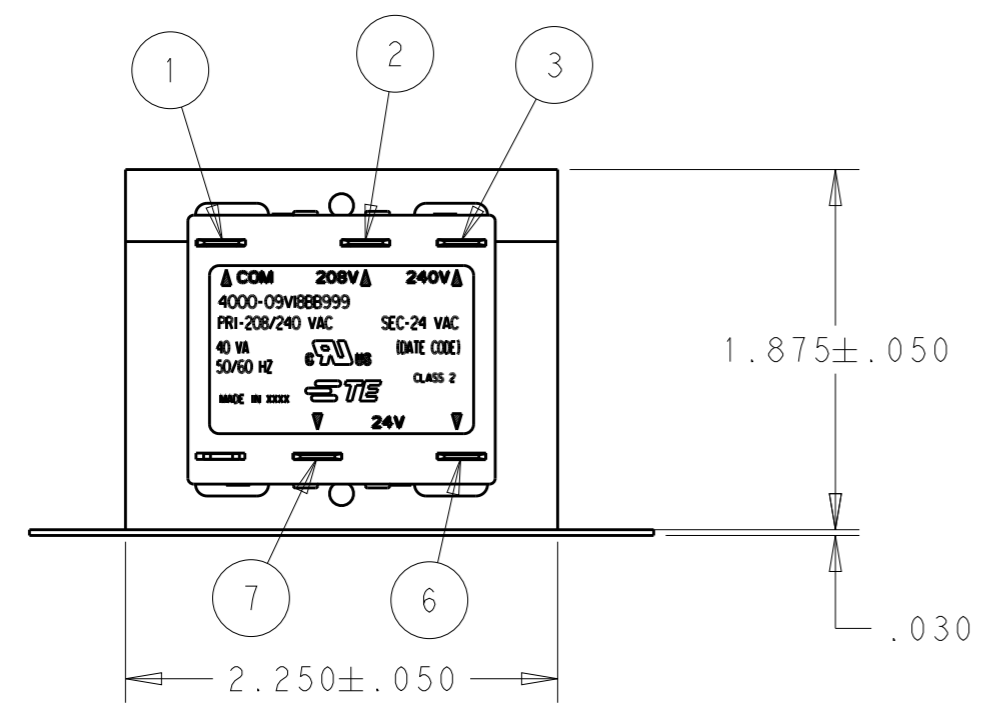


THIS DRAWING IS UNPUBLISHED. RELEASED FOR PUBLICATION 20
 © COPYRIGHT 20 BY - ALL RIGHTS RESERVED.

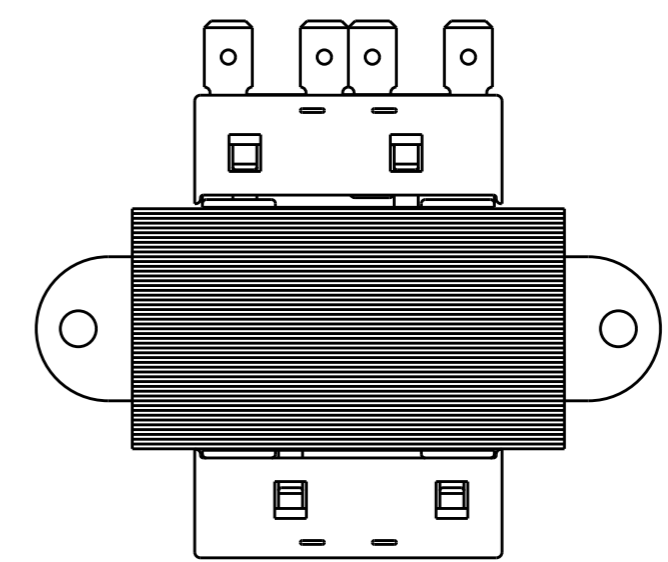
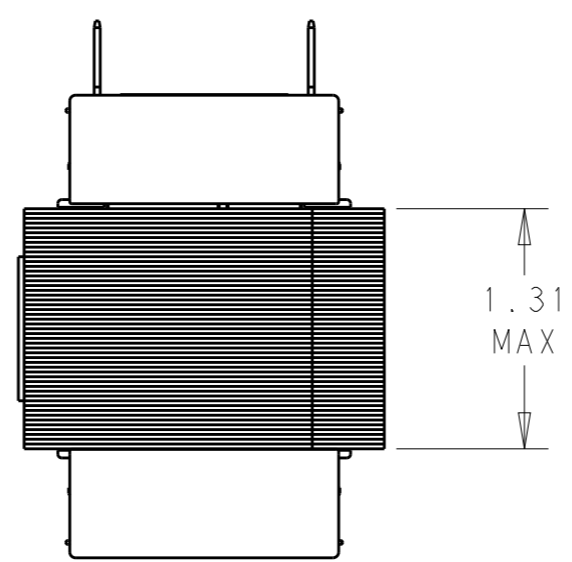
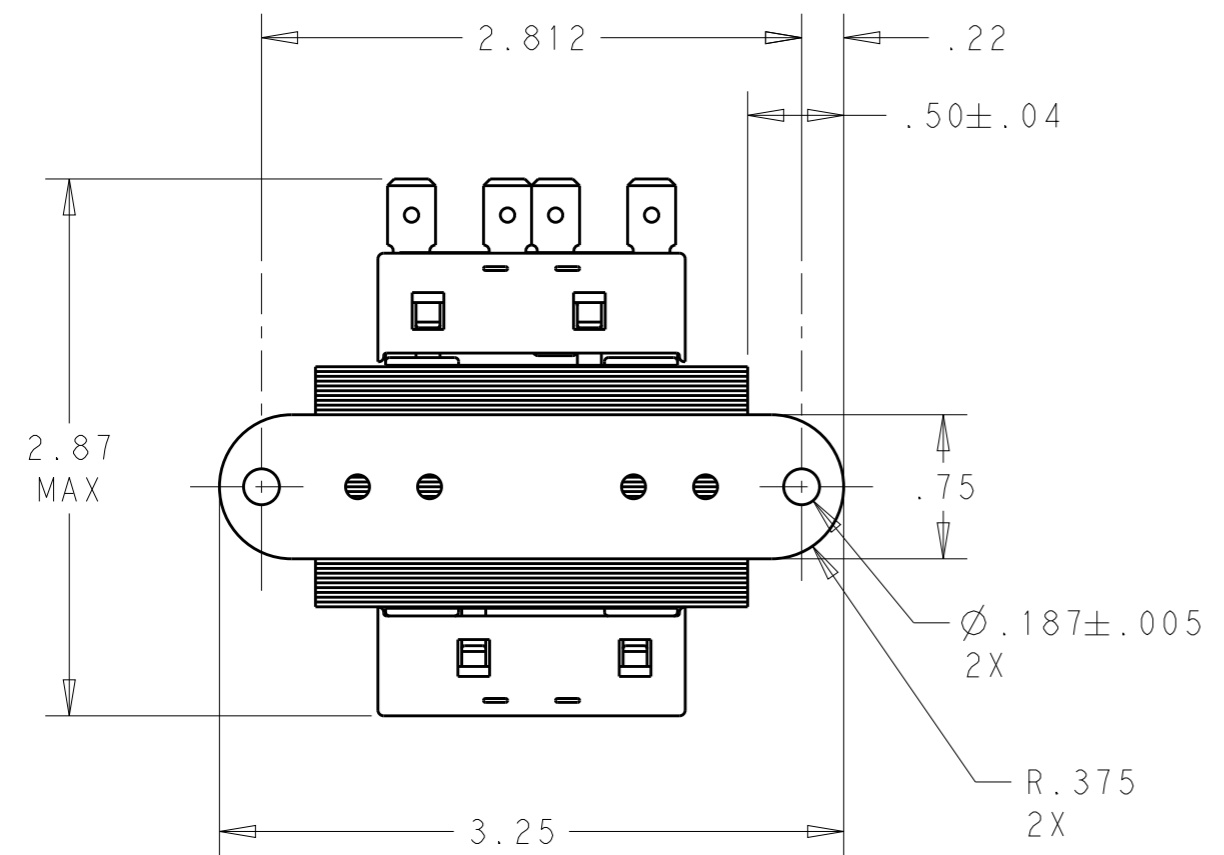
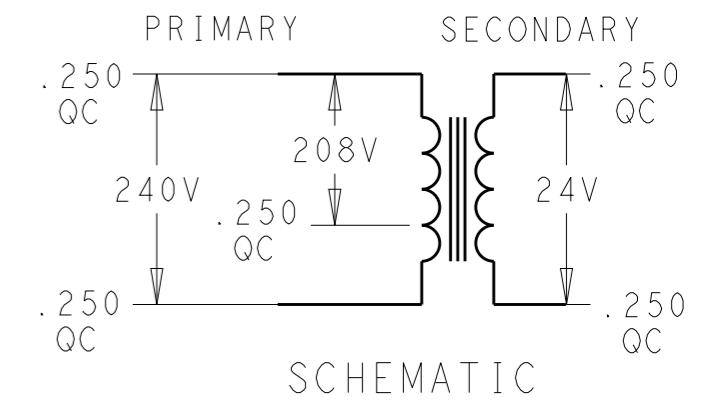
REVISIONS				
P	LTR	DESCRIPTION	DATE	APVD
B		ECR-17-016411	03JAN2018	VS DB



CERTIFICATION: UL & CUL FILE NO. E87824

PRIMARY			SECONDARY			
TERMINAL NO.	1	2	3	TERMINAL NO.	6	7
VOLTAGE	COM	208	240	VOLTAGE	24	VAC
TERM. WIDTH	.250	.250	.250	TERM. WIDTH	.250	.250
TERM. THICKNESS	.032	.032	.032	TERM. THICKNESS	.032	.032

1. WINDING PROTECTION: INHERENTLY LIMITING.



7-1611513-3
TE PART NO.

THIS DRAWING IS A CONTROLLED DOCUMENT.		DWN VIC SLACK 08NOV2017	TE Connectivity	
DIMENSIONS: INCHES		CHK D. BLOESCH 08NOV2017		
TOLERANCES UNLESS OTHERWISE SPECIFIED:		APVD D. BLOESCH 08NOV2017	NAME TRANSFORMER OUTLINE	
0 PLC ±- 1 PLC ±.1 2 PLC ±.03 3 PLC ±.015 4 PLC ±- ANGLES ±-		PRODUCT SPEC -	RESTRICTED TO	
MATERIAL -		APPLICATION SPEC -	SIZE A3	CAGE CODE -
FINISH -		WEIGHT -	DRAWING NO. C-4000-09V18BB999	
		CUSTOMER DRAWING	SCALE 1:1	SHEET 1 OF 1
				REV B