

Data sheet | Item number: 788-342

Relay module; Nominal input voltage: 48 VDC; 1 changeover contact;
Limiting continuous current: 16 A; with manual operation; Red status
indicator; Module width: 15 mm





www.wago.com/788-342




Subject to changes. Please also observe the further product documentation!

WAGO GmbH & Co. KG
Hansastr. 27
32423 Minden
Phone: +49571 887-0 | Fax: +49571 887-169
Email: info.de@wago.com | Web: www.wago.com

Do you have any questions about our products?
We are always happy to take your call at +49 (571) 887-44222.



Subject to changes. Please also observe the further product documentation!



Data

Notes

Safety information

A separator plate (e.g., 209-191) must be used for voltages greater than 250 V between adjacent relay modules and for compliance with the reinforced insulation requirements.

Note

- Reinforced insulation between coil and contacts
- To protect the relay coils and contacts, inductive loads must be dampened with an effective protection circuit.

Subject to changes. Please also observe the further product documentation!

WAGO GmbH & Co. KG
Hansastr. 27
32423 Minden
Phone: +49571 887-0 | Fax: +49571 887-169
Email: info.de@wago.com | Web: www.wago.com

Do you have any questions about our products?
We are always happy to take your call at +49 (571) 887-44222.



Technical data

Control Circuit

Nominal input voltage U_N	DC 48 V
Input voltage range	$\pm 10\%$
Nominal input current at U_N	9 mA

Load circuit

Number of changeover/switchover contacts	1
Contact material (relay)	AgNi
Limiting continuous current	16 A
Inrush current (resistive) max.	(AC) 32 A / 0.02 s; (AC) 24 A / 4 s
Switching voltage (max.)	AC 250 V
Switching power (resistive) max.	AC 4000 VA; DC (see load limit curve)
Switching capacity	AC-15: 3 A / AC 240 V; DC-13: 2 A / DC 24 V
Recommended minimum load	12 V / 10 mA
Pull-in time (typ.)	15 ms
Drop-out time (typ.)	8 ms
Bounce time (typ.)	6 ms
Electrical life (NO; resistive load; 23 °C)	10×10^3 switching operations
Mechanical life	5×10^6 switching operations
Switching frequency with/without load (max.)	6 min^{-1} / 300 min^{-1}

Signaling

Status indicator	Red LED Mechanical
------------------	-----------------------

Safety and protection

Rated voltage	250 V
Rated surge voltage	4 kV
Pollution degree	3
Dielectric strength (control/load circuit) (AC, 1 min)	5 kVrms
Dielectric strength (open contact) (AC, 1 min)	1 kVrms
Safety information	A separator plate (e.g., 209-191) must be used for voltages greater than 250 V between adjacent relay modules and for compliance with

Subject to changes. Please also observe the further product documentation!

the reinforced insulation requirements.

Protection type	IP20
-----------------	------

Connection data

Connection technology	Push-in CAGE CLAMP®
Solid conductor	0.34 ... 2.5 mm ² / 22 ... 14 AWG
Fine-stranded conductor	0.34 ... 2.5 mm ² / 22 ... 14 AWG
Strip length	9 ... 10 mm / 0.35 ... 0.39 inches

Physical data

Width	15 mm / 0.591 inches
Height	86 mm / 3.386 inches
Depth from upper-edge of DIN-rail	73 mm / 2.874 inches

Mechanical data

Mounting type	DIN-35 rail
---------------	-------------

Material Data

Fire load	0.696 MJ
Weight	50 g

Environmental requirements

Ambient temperature (operation at U_N)	-40 ... +70 °C
Ambient temperature UL (operation at U_N)	-40 ... +50 °C
Ambient temperature (storage)	-40 ... +70 °C
Processing temperature	-25 ... +50 °C
Temperature range of connection cable	$\geq (T_{\text{ambient}} + 20 \text{ K})$

Standards and specifications

Standards/specifications	EN 61010-2-201 EN 61810-1 EN 61373 UL 508 (max. 10 A)
--------------------------	--

Subject to changes. Please also observe the further product documentation!



Commercial data

Product Group	6 (INTERFACE ELECTRONIC)
eCl@ss 10.0	27-37-16-01
eCl@ss 9.0	27-37-16-01
ETIM 8.0	EC001437
ETIM 7.0	EC001437
PU (SPU)	15 (1) pcs
Packaging type	box
Country of origin	DE
GTIN	4050821226796
Customs tariff number	85364900990

Environmental Product Compliance

RoHS Compliance Status	Compliant, No Exemption
------------------------	-------------------------

Approvals / Certificates

General approvals

Logo	Approval	Additional Approval Text	Certificate name
	EAC Brjansker Zertifizierungsstelle	TP TC 004/2011	EAC RU C-DE.AM02.B.00122/19
	UL Underwriters Laboratories Inc. (ORDINARY LOCATIONS)	UL 508	E175199 Vol.1 Sec. 6

Declarations of conformity and manufacturer's declarations

Logo	Approval	Additional Approval Text	Certificate name
	EU-Declaration of Conformity WAGO GmbH & Co. KG	-	-

Optional accessories

Ferrule

Ferrule	Item no.: 216-241 Ferrule; Sleeve for 0.5 mm ² / 20 AWG; insulated; electro-tin plated; electrolytic copper; gastight	www.wago.com/216-241
---------	--	--

Subject to changes. Please also observe the further product documentation!



crimped; acc. to DIN 46228, Part 4/09.90; white

Item no.: 216-242

Ferrule; Sleeve for 0.75 mm² / 18 AWG; insulated; electro-tin plated; electrolytic copper; gastight crimped; acc. to DIN 46228, Part 4/09.90; gray

www.wago.com/216-242

Item no.: 216-243

Ferrule; Sleeve for 1 mm² / AWG 18; insulated; electro-tin plated; electrolytic copper; gastight crimped; acc. to DIN 46228, Part 4/09.90; red

www.wago.com/216-243

Item no.: 216-244

Ferrule; Sleeve for 1.5 mm² / AWG 16; insulated; electro-tin plated; electrolytic copper; gastight crimped; acc. to DIN 46228, Part 4/09.90; black

www.wago.com/216-244

Item no.: 216-542

Twin ferrule; Sleeve for 2 x 1 mm² / AWG 2 x 18; red, insulated; 12 mm long; red

www.wago.com/216-542

Marking accessories

Marking strip

Item no.: 2009-110

Marking strips; for Smart Printer; on reel; not stretchable; plain; snap-on type; white

www.wago.com/2009-110

Marking device

Item no.: 210-110

Fiber-tip pen

www.wago.com/210-110

Double marker carrier

Item no.: 209-128

Adaptor; gray

www.wago.com/209-128

Protective marker cover

Item no.: 209-184

Protection cover; transparent

www.wago.com/209-184

Marker

Item no.: 2009-115

WMB-Inline; for Smart Printer; 1500 pieces on roll; stretchable 5 - 5.2 mm; plain; snap-on type; white

www.wago.com/2009-115

Item no.: 209-183

Marker; white

www.wago.com/209-183

Item no.: 793-501

WMB marking card; as card; not stretchable; plain; snap-on type; white

www.wago.com/793-501

Item no.: 793-502

WMB marking card; as card; MARKED; 1 ... 10 (10x); not stretchable; Horizontal marking; snap-on type; white

www.wago.com/793-502

Item no.: 793-503

WMB marking card; as card; MARKED; 11 ... 20 (10x); not stretchable; Horizontal marking; snap-on type; white

www.wago.com/793-503

Item no.: 793-504

WMB marking card; as card; MARKED; 21 ... 30 (10x); not stretchable; Horizontal marking; snap-on type; white

www.wago.com/793-504

Item no.: 793-505

Subject to changes. Please also observe the further product documentation!

WAGO GmbH & Co. KG

Hansastr. 27

32423 Minden

Phone: +49571 887-0 | Fax: +49571 887-169

Email: info.de@wago.com | Web: www.wago.com

Do you have any questions about our products?

We are always happy to take your call at +49 (571) 887-44222.



WMB marking card; as card; MARKED; 31 ... 40 (10x); not stretchable; Horizontal marking; snap-on type; www.wago.com/793-505
white

Group marker carrier

Item no.: 209-145
Group marker carrier; white www.wago.com/209-145

Item no.: 249-105
Group marker carrier; gray www.wago.com/249-105

Jumpers

Jumper

Item no.: 788-116
Jumper; for jumper slot; 6-way; insulated; light gray www.wago.com/788-116

Item no.: 788-117
Jumper; for jumper slot; 8-way; insulated; light gray www.wago.com/788-117

Item no.: 788-114
Jumper; for jumper slot; 3-way; insulated; light gray www.wago.com/788-114

Item no.: 788-113
Jumper; for jumper slot; 2-way; insulated; light gray www.wago.com/788-113

Item no.: 788-115
Jumper; for jumper slot; 4-way; insulated; light gray www.wago.com/788-115

Item no.: 859-402
Jumper; for jumper slot; 2-way; insulated; light gray www.wago.com/859-402

Item no.: 788-118
Jumper; for jumper slot; 2-way; from 1 to 3; insulated; light gray www.wago.com/788-118

Indicators

Status indication

Item no.: 788-121
Accessories for relay modules; Operation status indicator: red; Nominal operating voltage range: 48 ... www.wago.com/788-121
60 VDC

Tool

Operating tool

Item no.: 210-720
Operating tool; Blade: 3.5 x 0.5 mm; with a partially insulated shaft; multicoloured www.wago.com/210-720

Downloads

Documentation

Instruction Leaflet

Sockets with Elementary Relay/ SSR

V 1.0.1

pdf

Download

2020 年10月9日

2.3 MB

Subject to changes. Please also observe the further product documentation!

WAGO GmbH & Co. KG

Hansastr. 27

32423 Minden

Phone: +49571 887-0 | Fax: +49571 887-169

Email: info.de@wago.com | Web: www.wago.com

Do you have any questions about our products?

We are always happy to take your call at +49 (571) 887-44222.



Additional Information

Disposal and Recycling	V 1.1.0	pdf	Download
Electrical and electronic equipment, Batteries, Packaging	2022 年8月18 日	2.2 MB	

CAD/CAE-Data

CAD data

2D/3D Models 788-342	URL	Download
----------------------	-----	----------

CAE data

EPLAN Data Portal 788-342	URL	Download
---------------------------	-----	----------

WSCAD Universe 788-342	URL	Download
------------------------	-----	----------

ZUKEN Portal 788-342	URL	Download
----------------------	-----	----------

Environmental Product Compliance

Compliance Search

Environmental Product Compliance 788-342	URL	Download
--	-----	----------

Relay module; Nominal input voltage: 48 VDC; 1 changeover contact; Limiting continuous current: 16 A; with manual operation; Red status indicator; Module width: 15 mm

Installation Notes

Conductor termination

Subject to changes. Please also observe the further product documentation!




Conductor termination

Commoning



Easy commoning using adjacent jumpers

Marking



Marking using WMB Multi markers and group marker carriers.

Subject to changes. Please also observe the further product documentation!