PART NUMBER	REV	FIRST USED	TERMINATOR	FEED TYPE	DESCRIPTION
1339634 – 1	C	–	BENCH & LEADMAKER	MECH POST FEED	HD–I APPLICATOR
7–1339634 – 1	C	–	BENCH & LEADMAKER	MECH POST FEED	–1 AND SPARE PARTS
7–1339634 – 7	A	–	–	–	SPARE PARTS KIT

USED ON –

CAD NO 1339634

THIS DRAWING IS A CONTROLLED DOCUMENT.

CRIMP DATA AMP TERMINAL AMP CRIMP SPECS

TERMINAL NAME: .250" SERIES FASTON REC.

CRIMP	SIZE	TYPE	RANGE
WIRE	2.29 [.090 IN]	F	0.32–0.80mm²
INSUL	3.30 [.130 IN]	F	2.30–3.30 [.090–.130 IN]

WIRE STRIP LENGTH 4.80–5.60 [.189–.220 IN]

APPL INSTRUCTION 408–8323

TERMINAL – –
APPL SPEC 114–3118 –

FEED 18.80 [.740 IN]

TERMINALS APPLIED

336235	–	–	–	–
735209	–	–	–	–
737439	–	–	–	–
737669	–	–	–	–
444334	–	–	–	–
–	–	–	–	–
–	–	–	–	–
–	–	–	–	–

WIRE SIZE mm² AWG	CRIMP HEIGHT	PIN PN AND LENGTH [IN]
0.80mm²	1.42 ±0.05 [.056 ±.002 IN]	1–354779–7 [.3075]
0.50mm²	1.32 ±0.05 [.052 ±.002 IN]	2–354779–7 [.3125]
0.32mm²	1.20 ±0.05 [.047 ±.002 IN]	4–354779–1 [.3195]
–	–	–
–	–	–
–	–	–
–	–	–
–	–	–
–	–	–
–	–	–
–	–	–
–	–	–
–	–	–
–	–	–
–	–	–

SET UP GAGE	LAYOUT
458638–3	L1339634

1. RECOMMENDED SPARE PARTS.
2. GREASE RAM, CAM, CAM FOLLOWER AND FEED ROD LIGHTLY.
3. LUBRICATE DAILY PER THE APPLICATOR INSTRUCTION SHEET SUPPLIED WITH THE APPLICATOR.

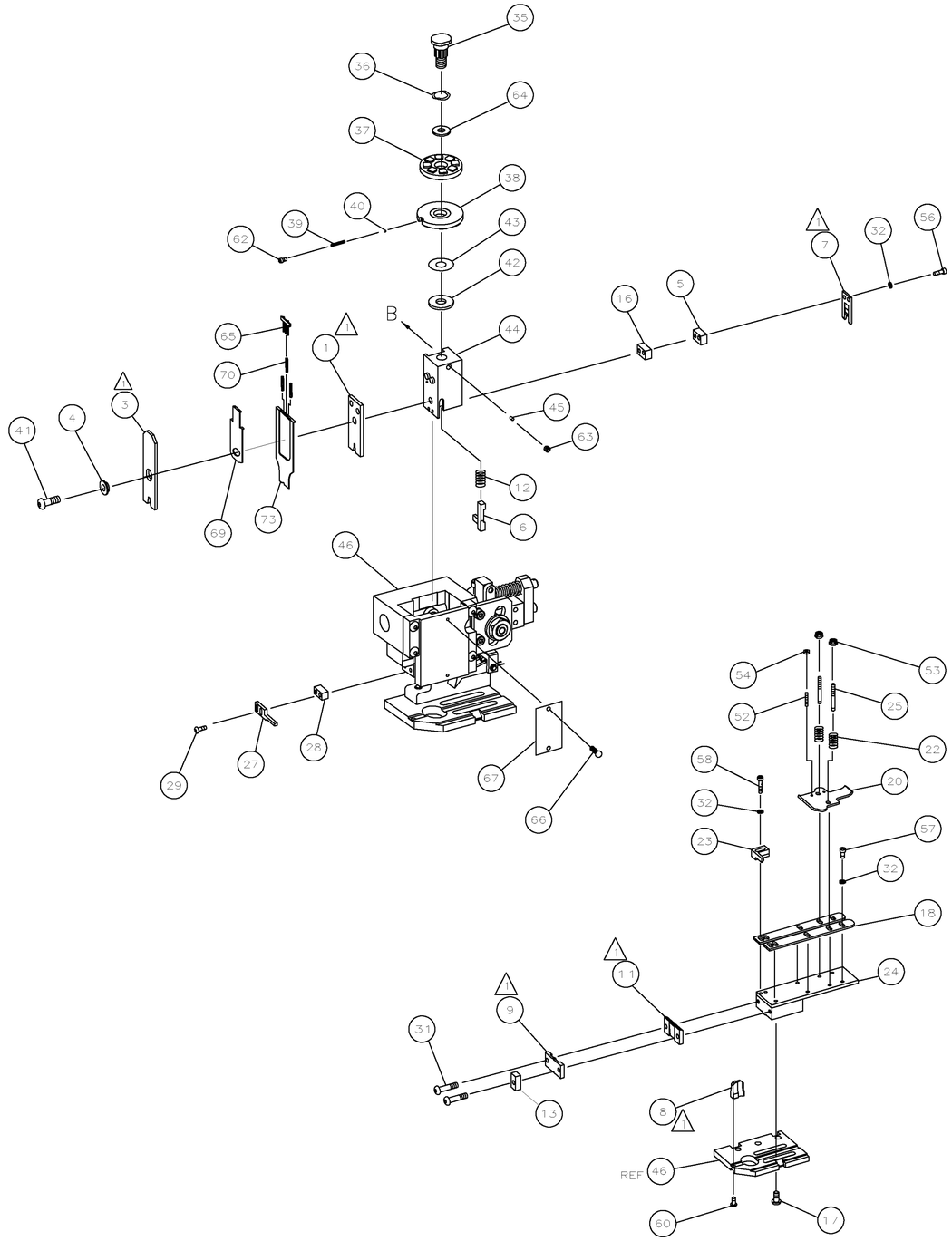

–	1	1	1490525–1	DEPRESSOR, WIRE	73
–	1	1	1339634	PRINT, APPLICATOR LOG SHEET	72
–	1	1	1338705–2	DOCUMENTATION PACKAGE	71
–	3	3	2–23147–2	SPRING, DEPRESSOR	70
–	1	1	1490524–2	SPACER, DEPRESSOR	69
					68
–	1	1	461264–1	PLATE, IDENTIFICATION	67
–	2	2	21017–2	SCR,DRIVE(#2X.19)ID PLATE	66
–	1	1	1424350–1	HOLDER, PIN, WIRED	65
–	1	1	986950–1	WASHER, FLAT PRECISION	64
–	1	1	3–18031–0	SCR,SKT SET(M6X6)RAM	63
–	1	1	18023–9	SCR,SKT CAP(M4X6)CP DSC	62
					61
–	1	1	18024–7	SCR,BHC(M4X10)ANVIL	60
					59
–	2	2	1–18023–3	SCR,SHC(M4X16)HOLD DOWN	58
–	5	5	18023–9	SCR,SHC(M4X6)STRIP GUIDE	57
–	2	2	1–18023–1	SCR,SHC(M4X10)SLUG BLADE	56
					55
–	2	2	18029–1	NUT,HEX(M3)DRAG	54
–	2	2	986965–1	NUT,HEX SL(M4)DRAG STUD	53
–	2	2	2–18032–2	SCR,SKT SET(M3X10)DRAG	52
					51
					50
–	1	1	18024–3	SCR,BHC(M3X10)CAM	49
					48
–	1	1	1338676–1	CAM, POST–FEED 30 & 40 mm ST	47
–	1	1	1338662–1	APPLICATOR, BASIC (SUBASSY)	46
–	1	1	690191–1	PLUG, NYLON	45
–	1	1	1320998–1	RAM	44
–	1	1	690125–1	WASHER, LAMINATED	43
–	1	1	690124–1	WASHER, RAM	42
–	1	1	2–18024–6	SCREW,BHC(M8X25)CRIMPER	41
–	1	1	23241–1	BALL, STEEL	40
–	1	1	2–22278–7	SPRING, COMPRESSION	39
–	1	1	1320922–1	DISC, INSULATION	38
–	1	1	354777–1	WIRE DISC, PLASTIC	37
–	1	1	22480–5	WASHER, SPRING	36
–	1	1	690212–1	POST, RAM	35
					34
					33
–	9	9	18025–2	WASHER,LOCK(M4)SHEAR BL	32
–	2	2	1–18024–0	SCR,BHC(M4X20)SHEAR PL	31
					30
–	2	2	18024–8	SCR,BHC(M4X12)STRIPPER	29
–	1	1	3–690451–2	SPACER, STRIPPER	28
–	1	1	240639–1	STRIPPER	27
					26
–	2	2	1320906–1	DRAG, STUD	25
–	1	1	1320995–1	STRIP GUIDE	24
–	1	1	240825–2	PLATE, STRIP HOLD DOWN	23
–	2	2	4–22281–1	SPRING, DRAG	22
					21
–	1	1	1338665–1	DRAG, STOCK	20
					19
–	2	2	1338663–5	GUIDE, LOWER STRIP	18
–	4	4	1–18024–8	SCR,BHC(M6X12)STRIP GD PL	17
–	1	1	1338708–1	SPACER, SLUG BLADE	16
					15
					14
–	1	1	690481–3	SPACER, HOLD DOWN	13
–	1	1	23846–1	SPRING, HOLD DOWN	12
–	1	1	240644–1	PLATE, REAR SHEAR	11
					10
–	1	1	1–690495–5	PLATE, FRONT SHEAR	9
1	2	1	1333217–2	ANVIL	8
–	1	1	690474–8	BLADE, SLUG	7
–	1	1	3–455892–7	HOLD DOWN, TERMINAL	6
–	1	1	240641–9	SPACER, SLUG BLADE	5
–	1	1	238009–1	SPACER, BLOCK CRIMPER	4
1	2	1	5–683453–4	CRIMPER, INSULATION	3
					2
1	2	1	1–456406–2	CRIMPER, WIRE	1
–77	–71	–1	PART NO	DESCRIPTION	ITEM NO
QTY REQD PER ASSY			PARTS LIST		

VIEW B ROTATED 180°

POST–FEED 40 mm STROKE

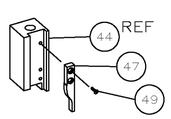

LEADMAKER OR BENCH G

POST–FEED 30 mm STROKE

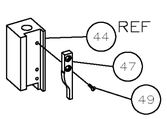

K TERMINATOR BENCH MACHINE

LOC A
DIST 66

P	LTR	REVISION RECORD	DATE	DWN	APVD
	C1	ECR–10–025050	07DEC2010	L.Z	S.X

DIMENSIONS: INCHES

TOLERANCES UNLESS OTHERWISE SPECIFIED:
0 PLC ± –
1 PLC ± –
2 PLC ± –
3 PLC ± –
4 PLC ± –
ANGLES ± –
SURFACE TEXTURE √

DWN M.CLIFFORD 11MAR02
CHK –
APVD F.BACKHURST 11MAR02
MATERIAL – – –
HEAT TREAT – –

Tyco Electronics — Tyco Electronics Corporation, Harrisburg, PA 17105–3608

NAME END FEED HD–I APPLICATOR

SCALE – SIZE A1 DRAWING NO 1339634 SHEET 1 OF 1 REV C1

CUSTOMER ACCESSIBLE PRODUCTION DRAWING

THIS INFORMATION IS CONFIDENTIAL AND PROPRIETARY TO TYCO ELECTRONICS CORPORATION AND ITS WORLDWIDE SUBSIDIARIES AND AFFILIATES. IT MAY NOT BE DISCLOSED TO UNAUTHORIZED PERSONNEL, REPRODUCED OR USED WITHOUT WRITTEN AUTHORIZATION FROM TYCO ELECTRONICS CORPORATION, HARRISBURG, PENNSYLVANIA USA.

J308–8 (1/08)

14JAN2010 8:49am