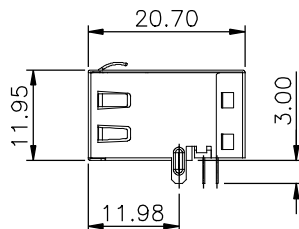
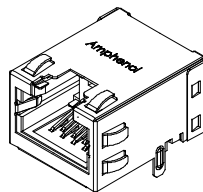


PIN NUMBERS SHOW FOR REFERENCE ONLY, IT DOES NOT SHOW ON ACTUAL PART



REVISIONS			
REV	ECN, ERN NO.	DATE	APPRD.
A	PROPOSAL DRAWING	AUG.4,2015	L.CHAN

NOTES:

ELECTRICAL:

- VOLTAGE RATING : 125 VAC.
- CURRENT RATING : 1.25 AMP.
- INSULATING RESISTANCE : 500 MEGOHMS MINIMUM.
- DIELECTRIC STRENGTH : 1000 VAC 60Hz, 1MIN.
- CATEGORY 6 CHARACTERISTIC:

Frequency MHz	Near-End Crosstalk dB, MIN.	Return Loss dB, MIN.	Attenuation dB, MAX.
1.0	75.0	30.0	0.1
4.0	75.0	30.0	0.1
8.0	75.0	30.0	0.1
10.0	74.0	30.0	0.1
16.0	69.9	30.0	0.1
20.0	68.0	30.0	0.1
25.0	66.0	30.0	0.1
31.25	64.1	30.0	0.11
62.5	58.1	28.1	0.16
100.0	54.0	24.0	0.20
200.0	48.0	18.0	0.28
250.0	46.0	16.0	0.32

MECHANICAL:

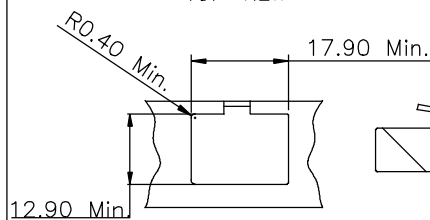
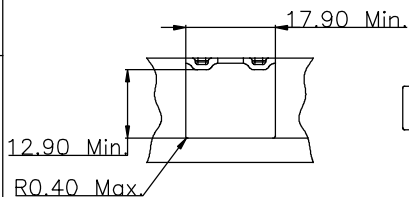
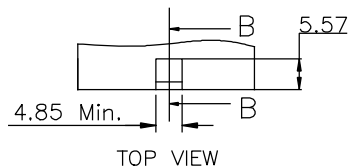
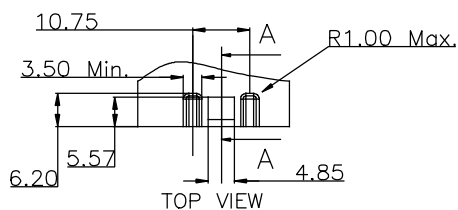
- SHIELD : STAINLESS STEEL, WITH TIN-DIP ON SOLDER TABS.
- HOUSING : HIGH TEMP THERMOPLASTIC. UL 94V-0.
- INSERT : HIGH TEMP THERMOPLASTIC UL 94V-0.
- PCB : FR-4.
- CONTACT : PHOSPHOR BRONZE.
30u" SELECTIVE GOLD PLATING FOR MATING SURFACE,
50u" NICKEL UNDERPLATE
100u" MATTE TIN PLATING ON CONTACT SOLDER TAIL.

ENVIRONMENTAL:

- STORAGE : -40° TO +85°.
 - OPERATION : -40° TO +85°.
- MATES WITH MODULAR PLUG CONFORMING TO FCC PART 68, SUBPART F.
RECOMMENDED SOLDER PROCESS: WAVE SOLDER, PEAK TEMPERATURE 260° FOR 10 SECOND.

AMPHENOL PART NUMBER: RJE49-188-1X01

- GOLD PLATING OPTION _____
- 6u" [0.15 MICRONS] GOLD PLATING
 - 15u" [0.38 MICRONS] GOLD PLATING
 - 30u" [0.76 MICRONS] GOLD PLATING
 - 50u" [1.27 MICRONS] GOLD PLATING

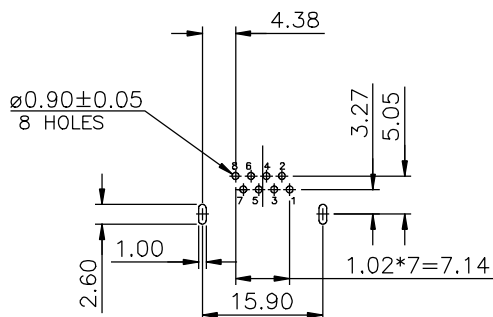


FRONT VIEW RECOMMEND PANEL LAYOUT OPTION 1

SECTION A-A SIDE VIEW SHOWING WITH PLUG

FRONT VIEW RECOMMEND PANEL LAYOUT OPTION 2

SECTION A-A SIDE VIEW SHOWING WITH PLUG



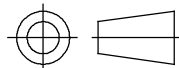
RECOMMENDED PCB LAYOUT TOLERANCE: ±0.05mm.

UNLESS OTHERWISE SOECIFIED

DIMENSION ARE IN mm

FRACTION DECIMALs ANGLEs

.X ±0.50	X° ±3.0°
.XX ±0.30	.X° ±2.0°
.XXX ±0.10	.XX° ±1.0°



3rd ANGLE PROJECTION

DRAWN	JUSTIN.FENG	DATE	AUG4/2015
DESIGNED	JUSTIN.FENG	DATE	AUG4/2015
CHECKED	L.CHAN	DATE	AUG4/2015
I. E. APPRD.			
Q. A. APPRD.			
DWG. APPRD.			
ENG. REL. NO.			
REF.			
DIMENSIONS ARE IN	CODE ID. NO.		
mm	03554		

Amphenol Canada Corp.

TITLE
MODULAR JACK, SINGLE PORTS, 8 POSITIONS, 8 CONTACTS,
SHIELDED WITH TOP & SIDE TABS, WITHOUT LED,
TAB UP, CAT6-RoHS COMPLIANT

DWG	DRAWING NO.	REV.
C	P-RJE49-188-1X01	A
SCALE	4/1	WT. _____ SURF. _____ SHEET 1 OF 1

THIS DOCUMENT CONTAINS PROPRIETARY INFORMATION AND SUCH INFORMATION MAY NOT BE DISCLOSED TO OTHERS FOR ANY PURPOSE OR USED FOR MANUFACTURING PURPOSES WITHOUT WRITTEN PERMISSION FROM AMPHENOL CANADA CORP.