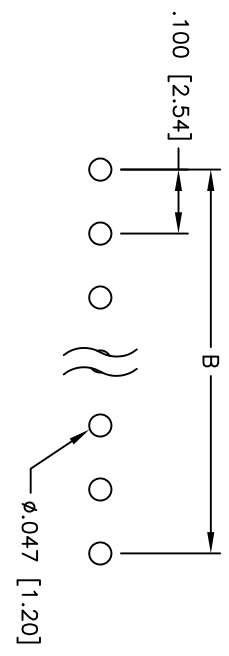
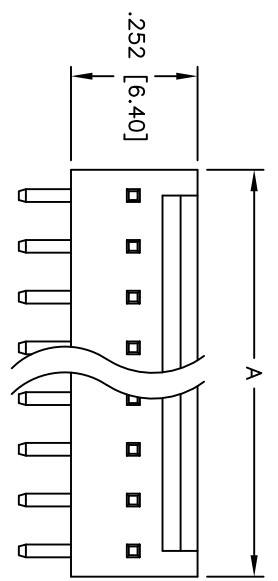
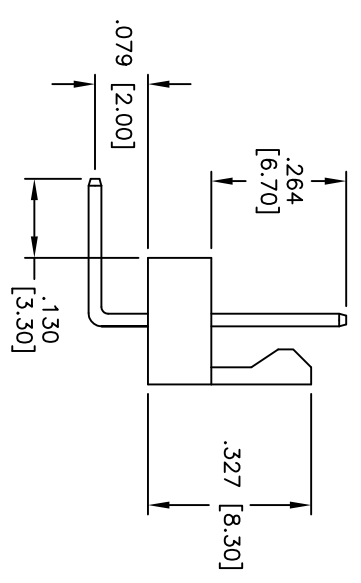
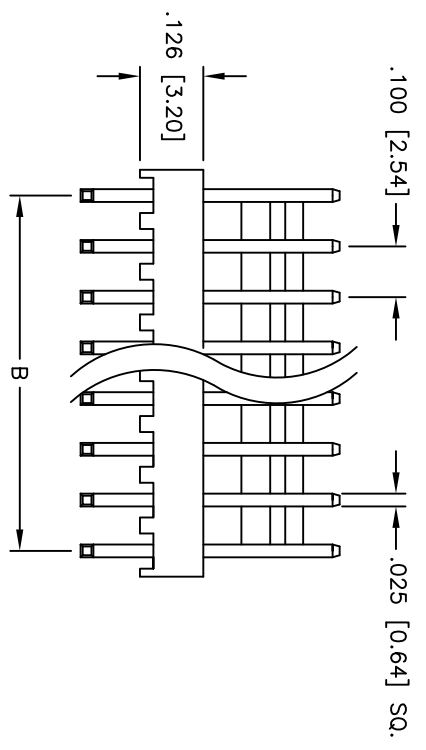


APPROVED: \_\_\_\_\_  
 DATE: \_\_\_\_\_ TITLE: \_\_\_\_\_

Rev	AWO #	Description	Date	Appr
-		RELEASED	4/8/05	
A		REVISED DIM.	8/29/11	



PCB LAYOUT



Positions: 2 thru 20  
 A = .100 [2.54] x No. of Positions  
 B = .100 [2.54] x No. of Spaces

# ADAM TECH

909 Rahway Avenue, Union, NJ 07083  
 Phone: 908-687-5000 Fax: 908-687-5710

TITLE: .100 [2.54] LOCKING HEADER  
 SHORT BACK, RIGHT ANGLE, PCB

**SPECIFICATIONS:**  
 Material: Insulator: Nylon 66, rated UL 94V-0  
 Insulator color: White  
 Contacts: Brass  
 Plating: Tin over Copper underplate overall  
 Electrical: Operating voltage: 250 VAC max  
 Current rating: 3 Amps max  
 Contact resistance: 20 mohms max  
 Insulation resistance: 1,000 Mohms min  
 Dielectric withstanding voltage: 1,500 VAC for 1 minute  
 Temperature Rating: Operating temperature: -25°C to +85°C  
 Environmental: Lead free, RoHS compliant



UNLESS OTHERWISE SPECIFIED ALL DIMENSIONS ARE IN INCHES [MM]	
TOLERANCES: EXCEPT AS NOTED	
INCHES	HOLDS
.X ± .10	ØX ± .10
.XX ± .020	ØXX ± .015
.XXX ± .015	ØXXX ± .010
APPROVALS	DATE
DRAWN	SS
CHECKED	
APPROVED	

SIZE	PART NO.	REV.
X	LHS-XX-TRA	A
REF:	S00018T	SHEET 1 OF 1
SCALE:	NIS	