




# 45W DC-DC Single Output Switching Power Supply

# PSD-45 series



### ■ Features :

- 2:1 wide input range
- Protections: Short circuit/Over load /Over voltage/ Polarity
- Cooling by free air convection
- Built-in EMI filter, low ripple noise
- 100% full load burn-in test
- Fixed switching frequency at 96KHZ
- Low cost
- High reliability
- 2 year warranty



### ■ GTIN CODE

MW Search: <https://www.meanwell.com/serviceGTIN.aspx>

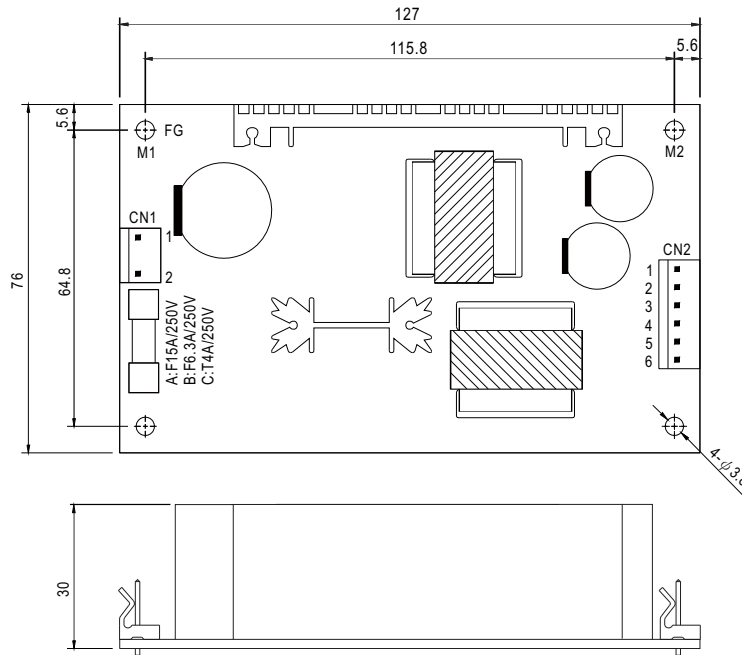
### SPECIFICATION



MODEL		PSD-45A-05	PSD-45B-05	PSD-45C-05	PSD-45A-12	PSD-45B-12	PSD-45C-12	PSD-45A-24	PSD-45B-24	PSD-45C-24
OUTPUT	DC VOLTAGE	5V	5V	5V	12V	12V	12V	24V	24V	24V
	RATED CURRENT	6A	9A	9A	2.5A	3.75A	3.75A	1.25A	1.875A	1.875A
	CURRENT RANGE	0 ~ 6A	0 ~ 9A	0 ~ 9A	0 ~ 2.5A	0 ~ 3.75A	0 ~ 3.75A	0 ~ 1.25A	0 ~ 1.875A	0 ~ 1.875A
	RATED POWER	30W	45W	45W	30W	45W	45W	30W	45W	45W
	RIPPLE & NOISE (max.) Note.2	100mVp-p			120mVp-p			150mVp-p		
	VOLTAGE ADJ RANGE	4.5 ~ 5.5V			10.8 ~ 13.2V			21.6 ~ 26.4V		
	VOLTAGE TOLERANCE Note.3	± 2.0%			± 2.0%			± 2.0%		
	LINE REGULATION	± 1.0%			± 1.0%			± 0.5%		
LOAD REGULATION	± 1.0%			± 1.0%			± 0.5%			
SETUP, RISE, HOLD UP TIME	1000ms, 50ms, ----/12VDC/24VDC at full load; 1500ms, 50ms, ----48VDC at full load									
INPUT	VOLTAGE RANGE	A: 9.2 ~ 18VDC (12VDC) B: 18 ~ 36VDC (24VDC) C: 36 ~ 72VDC (48VDC)								
	EFFICIENCY(Typ.)	74%	77%	80%	78%	82%	83%	79%	85%	86%
	DC CURRENT(Typ.)	3.5A/12VDC 2.5A/24VDC 1.2A/48VDC								
PROTECTION	OVER LOAD	105% -160% rated output power Protection type :shut down, Re-power on after fault condition is removed								
	OVER VOLTAGE	5.75 ~ 6.75V/10%load			13.8~ 16.2V/10%load			27.6 ~ 32.4V/10%load		
ENVIRONMENT	WORKING TEMP.	-10 ~ +60°C (Refer to output load derating curve), 20~90%RH non-condensing								
	WORKING HUMIDITY	20 ~ 95% RH non-condensing								
	STORAGE TEMP., HUMIDITY	-20 ~ +85°C, 10 ~ 95% RH								
	TEMP. COEFFICIENT	±0.05%/°C (0 ~ 50°C)								
	VIBRATION	10 ~ 500Hz, 2G 10min./1cycle, Period for 60min.each along X, Y, Z axes								
SAFETY & EMC	SAFETY STANDARDS	TUV BS EN/EN62368-1, EAC TP TC 004 approved								
	WITHSTAND VOLTAGE	I/P-O/P:1.5KVAC I/P-FG:2.0KVAC O/P-FG:0.5KVAC								
	ISOLATION RESISTANCE	I/P-O/P, I/P-FG, O/P-FG:100M Ohms/500VDC / 25°C/ 70% RH								
	EMI CONDUCTION&RADIATION	Compliance to BS EN/EN55032(CISPR32) CLASS B, EAC TP TC 020								
OTHERS	EMS IMMUNITY	Compliance to BS EN/EN61000-4-2,3,4,6,8, BS EN/EN55035, BS EN/EN61000-6-1 Light industry level, EAC TP TC 020								
	MTBF	3067.4K hrs min. Telcordia SR-332 (Bellcore) ; 463.9K hrs min. MIL-HDBK-217F (25°C)								
	DIMENSION	127*76*30mm (L*W*H)								
	PACKING	0.19Kg;72pcs/15.6Kg/1.28CUFT								
NOTE	1. All parameters NOT specially mentioned are measured at normal input, rated load and 25°C of ambient temperature. 2. Ripple & noise are measured at 20 MHz of bandwidth by using a 12inch twisted pair-wire terminated with a 0.1uf & 47uf capacitor. 3. Tolerance: includes set up tolerance, line regulation and load regulation. 4. The interval of turning ON and OFF the power supply continuously is 2 seconds. 5. The ambient temperature derating of 3.5°C/1000m with fanless models and of 5°C/1000m with fan models for operating altitude higher than 2000m(6500ft). ※ Product Liability Disclaimer : For detailed information, please refer to <a href="https://www.meanwell.com/serviceDisclaimer.aspx">https://www.meanwell.com/serviceDisclaimer.aspx</a>									

**Mechanical Specification**

Unit:mm



DC Input Connector (CN1) : Molex 5277-02 or equivalent

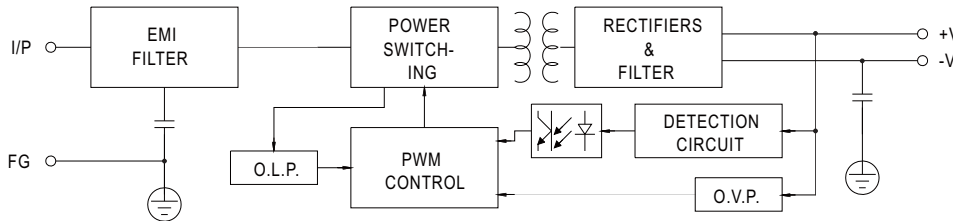
Pin No.	Assignment	Mating Housing	Terminal
1	Vin-	Molex 5195 or equivalent	Molex 5194 or equivalent
2	Vin+		

DC Output Connector (CN2) : Molex 5273-06 or equivalent

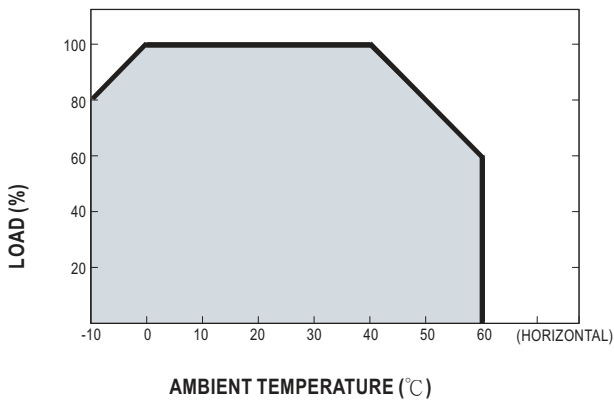
Pin No.	Assignment	Mating Housing	Terminal
1,2,3	+V	Molex 5195 or equivalent	Molex 5194 or equivalent
4,5,6	-V		

**Block Diagram**

fosc :96KHz



**Output Derating**



**Static Characteristics**

