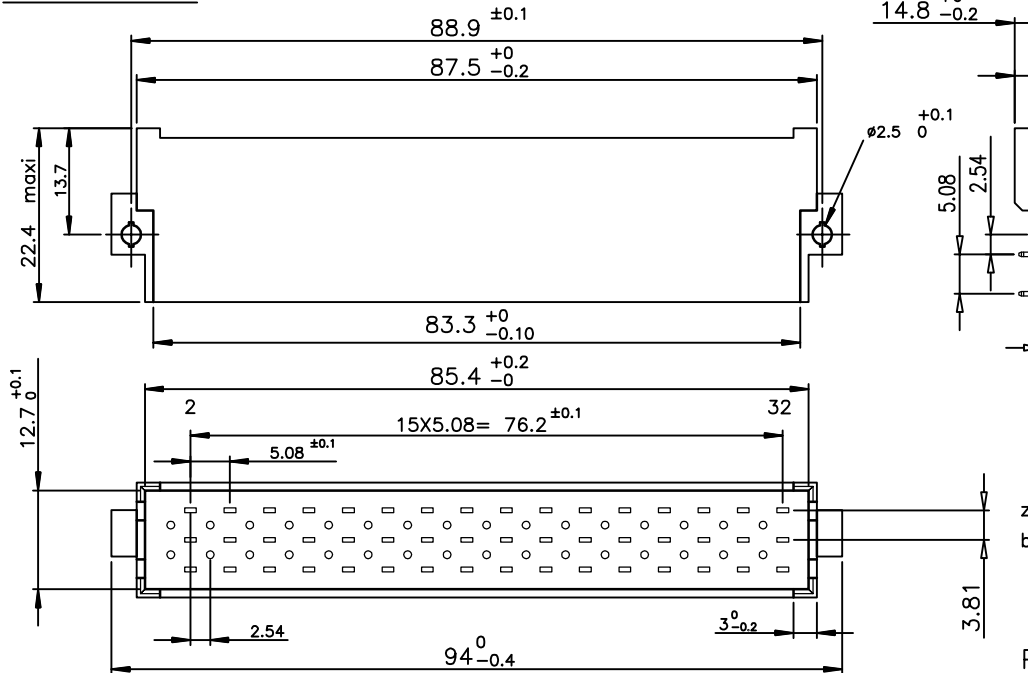


DIMENSIONS



ELECTRICAL DATA

- Current at AMB. 5.5 A at 20° / 4 A at 70°
- Contact resistance <15mΩ according to DIN 41640 Teil 4 test 2a
- Insulation resistance >10 MΩ according to DIN 41640 teil 7 test 3a
- TEST VOLTAGE according to DIN 41640 teil 21
- contact/contact 1550 V
- contact/ground 2500 V

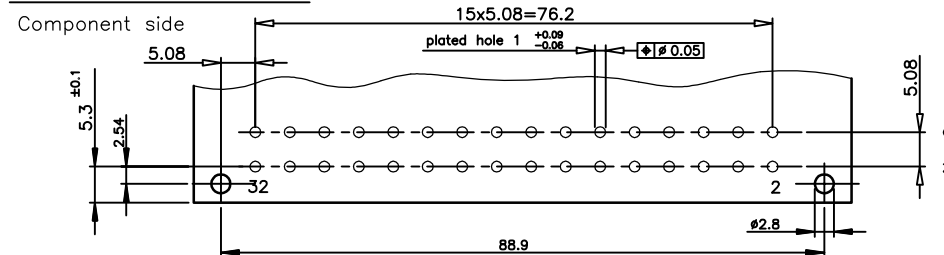
MECHANICAL DATA

- Insertion force <75N
- Mechanical endurance -class 1 500 matings unmatings according to DIN41640 teil 21
- class 2 400 matings unmatings according to DIN41640 teil 21
- Material insulator PBT MARKING LASER COMPATIBLE UL94V0
- Material contacts Copper alloy
- Finishing contact surface Gold over nickel Lead Free
- Finishing termination Lead-free
- Shock <30mΩ according to DIN 41640 Teil 14 test 6c
- Vibration -class 1 10-2000Hz/20g according to DIN 41640 Teil 15
- class 2 10-500Hz/5g according to DIN 41640 Teil 15

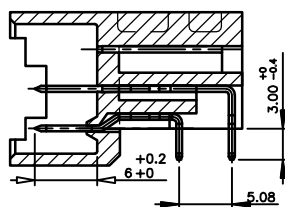
ENVIRONMENTAL DATA

- Climatic category According to DIN 41612 - class 2
- Corrosion According to DIN 41612 - class 2

P.C. CARD DRILLING



TERMINATION



PART NUMBER	5159-009-32□□4-13DF
STYLE	F
NUMBER OF CONTACTS	
TERMINATION	
8 coding holes housing	23
32 coding pits housing	63
PERFORMANCE CLASS	
DIN 41612 class 2	5
DIN 41612 class 1	9
CONTACT TERMINATION	
Angled spills 5.08 X 5.08	
LEAD-FREE	

rev	ecn no	dr	date
B	LS05-0119	JOU	2005/12/13
C	LS06-0097	LGO	2006/07/27
D	LS07-0046	LGO	2007/02/16
E	LS07-0288	LGO	2007/11/19
F	F10-007	LSA	2010/07/19
G	F10-0214	APA	2010/10/01

www.fciconnect.com		surface	tolerance std	projection	mm
		ISO 1302 ✓	ISO 406 ISO 1101		
		TOLERANCES UNLESS OTHERWISE SPECIFIED			
Dr	JOUBERT	2002/05/30	ANGULAR	0.X	±0.1
Eng	JOUBERT	2002/05/30	LINEAR	0.XX	±0.1
Chr	LEGARE	2002/05/30	0.XX ±2	0.XXX	±0.1
Appr	LEGARE	2002/05/30	Product family		DIN POWER 5159
				size	A3
				Scale	1.5
				ECN	F10-0214
				Spec ref	-
		title		dwg no	Rev.
		MALE CONNECTOR- FORM F- 2 ROW		C01-5159-0080	G
		32 ANGLED SPILLS			
		catalog no	CUSTOMER sheet 1 of 1		

European Views