
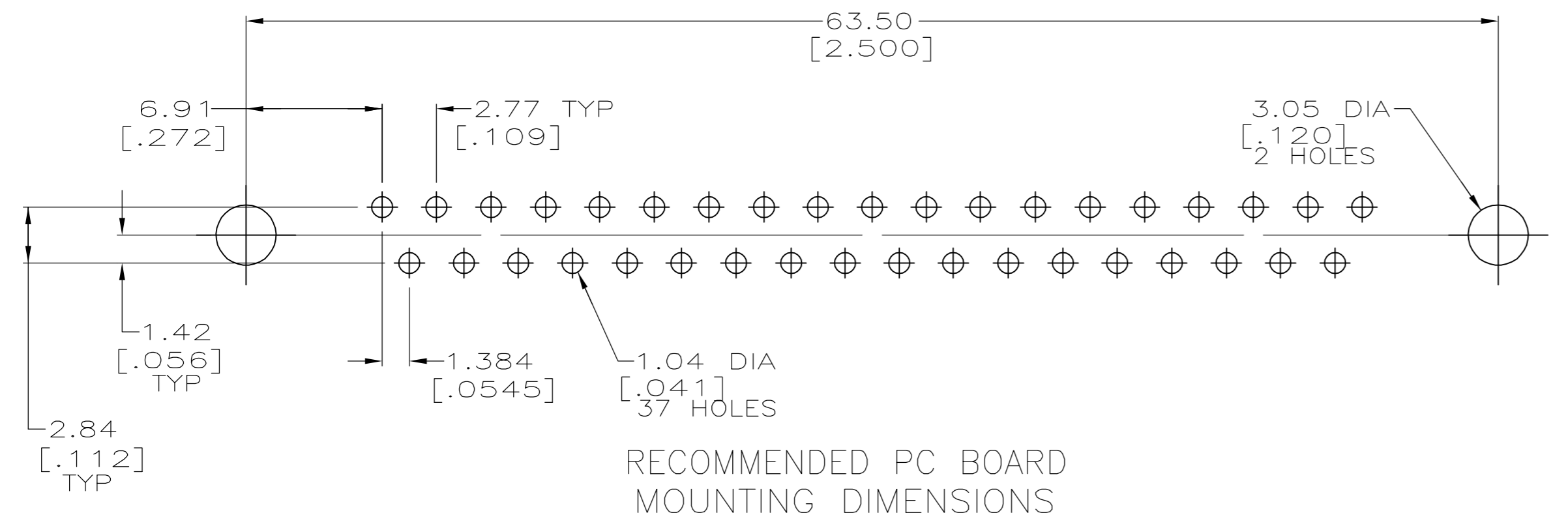
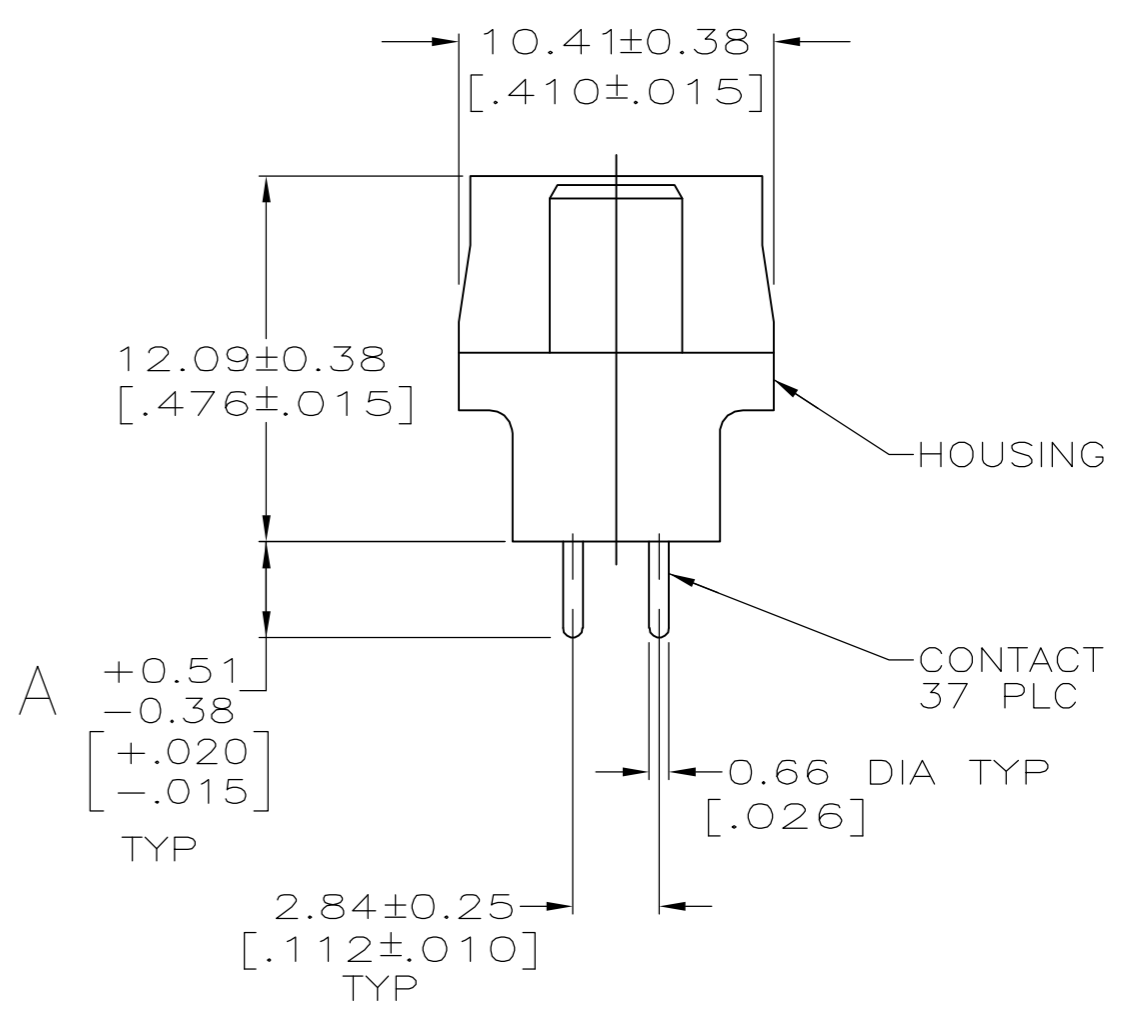
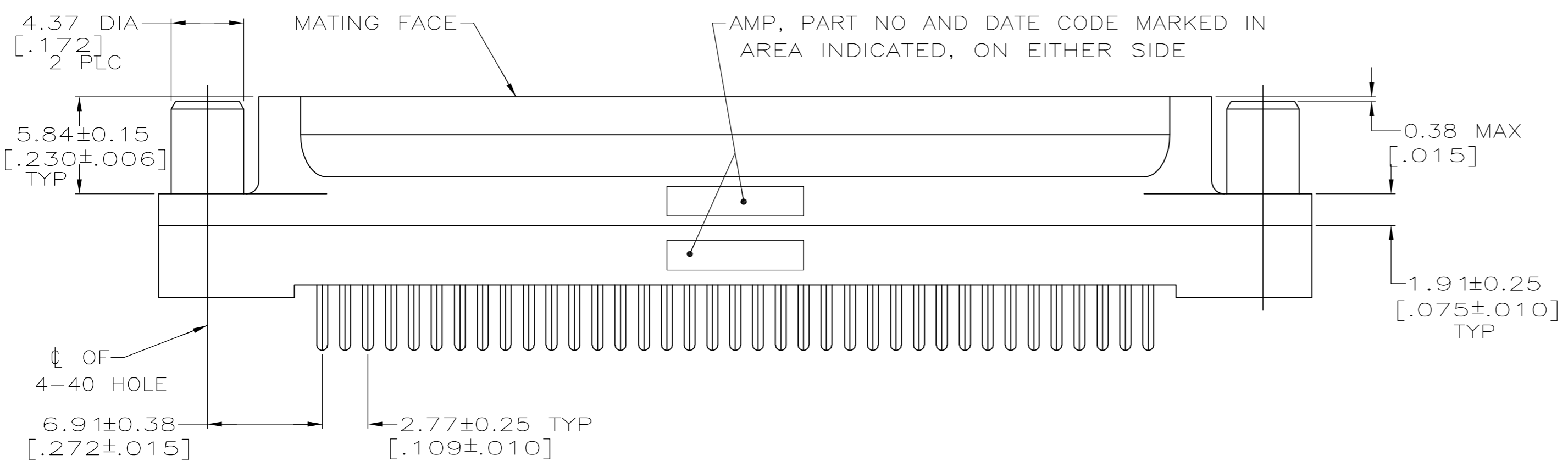


THIS DRAWING IS UNPUBLISHED. RELEASED FOR PUBLICATION
 © COPYRIGHT BY TYCO ELECTRONICS CORPORATION. ALL RIGHTS RESERVED.

| LOC | DIST | REVISIONS | | | | | |
|-----|------|-----------|-----|------------------------|-----------|-----|------|
| GP | 00 | P | LTR | DESCRIPTION | DATE | DWN | APVD |
| | | H | | REVISED PER ECO-028338 | 11/DEC/06 | ZMR | EDB |



- 1 HOUSING: BLACK POLYESTER, UL 94V-0 RATED; CONTACTS: BRASS SCREWLOCK: BRASS
- 2 GOLD PLATED FOR LENGTH OF 3.81 [.150] MIN FROM MATING END, GOLD FLASH IN MATED AREA, 2.54µm [.000100] MIN TIN OR TIN-LEAD FOR A LENGTH OF DIMENSION A FROM OPPOSITE END, BOTH OVER 1.27µm [.000050] MIN NICKEL.
- 3 GOLD PLATED FOR LENGTH OF 3.81 [.150] MIN FROM MATING END, 0.76µm [.000030] MIN GOLD IN MATED AREA, 2.54µm [.000100] MIN TIN OR TIN-LEAD FOR A LENGTH OF DIMENSION A FROM OPPOSITE END, BOTH OVER 1.27µm [.000050] MIN NICKEL.
-OR-
GOLD FLASH OVER PALLADIUM NICKEL FOR A LENGTH OF 3.81 [.150] MIN FROM MATING END, 0.76µm [.000030] MIN PALLADIUM NICKEL IN MATED AREA, 2.54µm [.000100] MIN TIN OR TIN-LEAD FOR A LENGTH OF DIMENSION A FROM OPPOSITE END, BOTH OVER 1.27µm [.000050] MIN NICKEL.
- 4 1.27µm [.000050] MIN NICKEL OVER COPPER FLASH.



RECOMMENDED PC BOARD MOUNTING DIMENSIONS

| | | | | |
|----------|-------------|--------|----------------|-------------|
| OBSOLETE | 6.35 | [.250] | 3 | 745074-6 |
| OBSOLETE | 6.35 | [.250] | 2 | 745074-5 |
| | 4.32 | [.170] | 3 | 745074-4 |
| OBSOLETE | 4.32 | [.170] | 2 | 745074-3 |
| | 3.18 | [.125] | 3 | 745074-2 |
| | 3.18 | [.125] | 2 | 745074-1 |
| | DIMENSION A | | CONTACT FINISH | PART NUMBER |

| | | | | | | | |
|--|---------------------------------------|------------------|-------------|-----------|----------------------------|------------------------------|--|
| THIS DRAWING IS A CONTROLLED DOCUMENT. | | DWN | J McCLINTON | 11-15-89 | tyco Electronics | Tyco Electronics Corporation | |
| DIMENSIONS: mm [INCHES] | | CHK | R.STONE | 2-1-90 | | Harrisburg, PA 17105-3608 | |
| TOLERANCES UNLESS OTHERWISE SPECIFIED: | | APVD | C. ROHDE | 2-2-90 | NAME | | |
| 0 PLC | ± - | PRODUCT SPEC | | 108-40025 | | | |
| 1 PLC | ± - | APPLICATION SPEC | | - | | | |
| 2 PLC | ± 0.13 [.005] | WEIGHT | | - | | | |
| 3 PLC | ± - | CUSTOMER DRAWING | | - | | | |
| 4 PLC | ± - | SCALE | | 4:1 | | | |
| ANGLES | ± 2° | SHEET | | 1 of 1 | | | |
| MATERIAL | FINISH SCREWLOCK 4 CONTACT: SEE TABLE | SIZE | | A2 | | RESTRICTED TO | |
| | | CAGE CODE | | 00779 | | - | |
| | | DRAWING NO | | C=745074 | | REV H | |