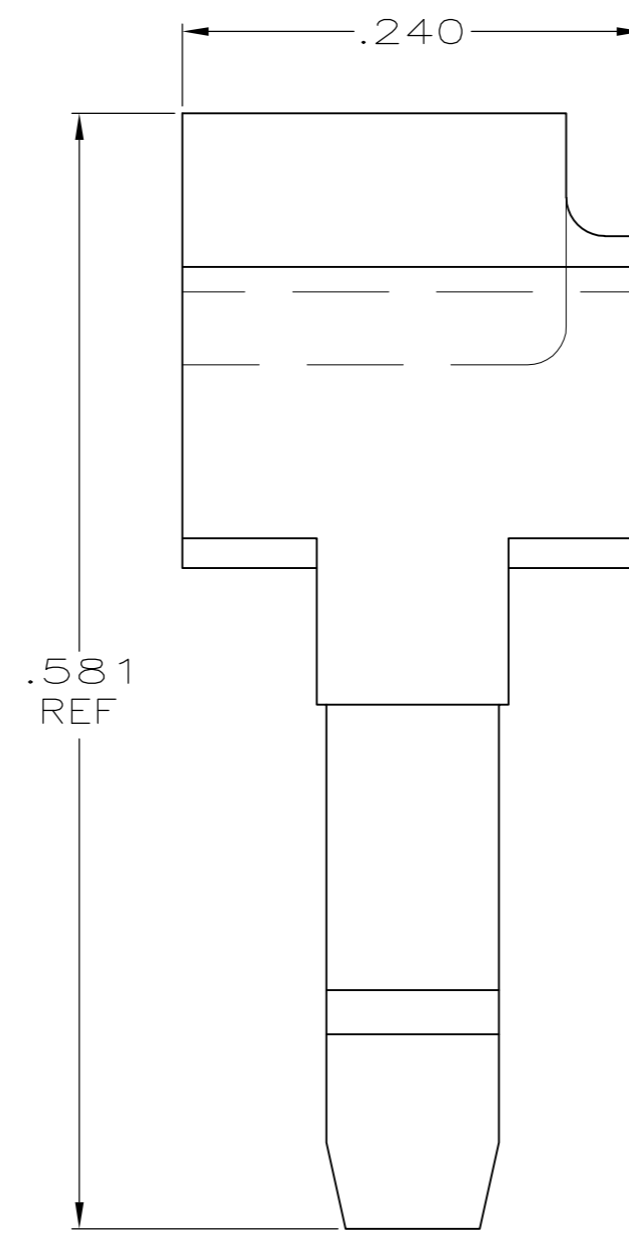
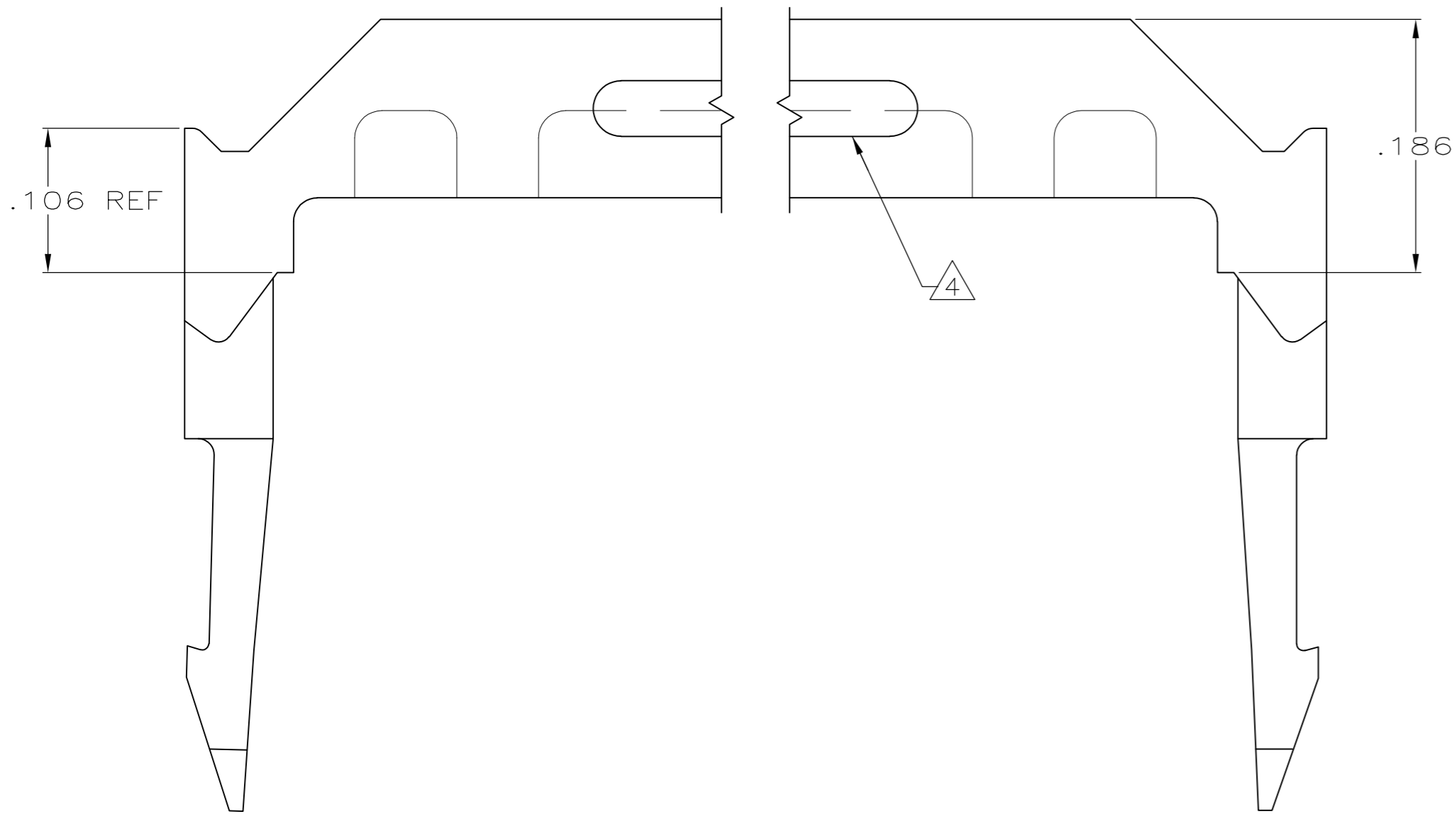
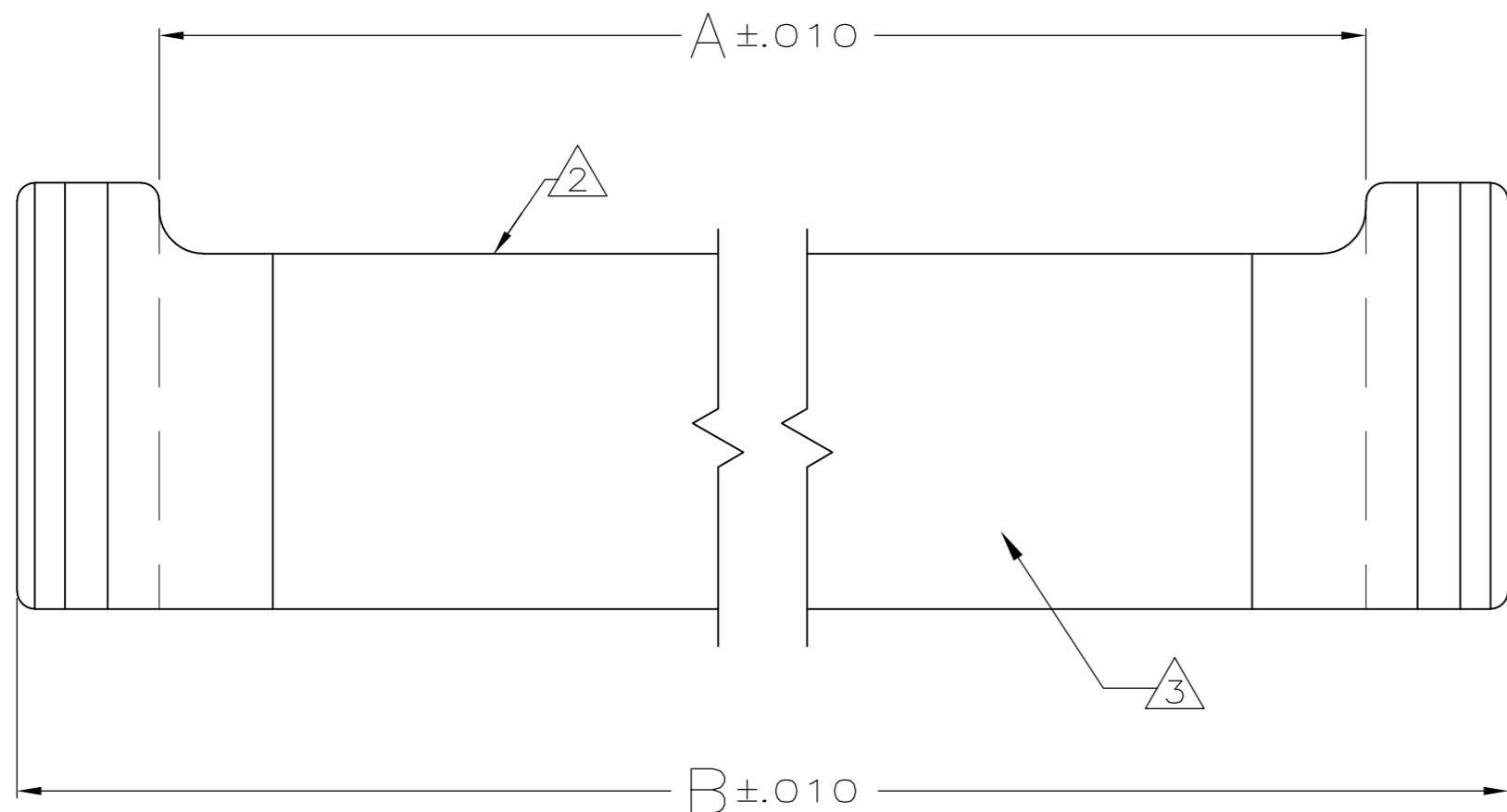


THIS DRAWING IS UNPUBLISHED. RELEASED FOR PUBLICATION
 © COPYRIGHT - By - ALL RIGHTS RESERVED.

LOC	DIST	REVISIONS			
P	LTR	DESCRIPTION	DATE	DWN	APVD
GP	00	H3	REVISED PER ECO-11-005033	23MAR11	RK HMR



- ① MATERIAL: FLAME RETARDANT THERMOPLASTIC, COLOR: BLACK.
- ② AMP TRADEMARK, MOLD CAVITY LETTER, AND MANUFACTURING ORIGIN (OPTIONAL) TO BE MOLDED ON THIS SURFACE.
- ③ ALTERNATE LOCATION FOR AMP TRADEMARK AND CAVITY ID.
- ④ CORING SLOTS IN BOTH SIDES AS INDICATED, OR IN UNDERSIDE OF PART.

1.990	1.834	36	1-499252-5
1.290	1.134	22	1-499252-4
3.390	3.234	64	1-499252-3
1.690	1.534	30	1-499252-2
2.390	2.234	44	1-499252-1
1.390	1.234	24	1-499252-0
.890	.734	14	499252-9
.990	.834	16	499252-8
3.190	3.034	60	499252-7
1.890	1.734	34	499252-6
.690	.534	10	499252-5
2.690	2.534	50	499252-4
1.490	1.334	26	499252-3
1.190	1.034	20	499252-2
2.190	2.034	40	499252-1
B	A	NO OF POSN	PART NUMBER

THIS DRAWING IS A CONTROLLED DOCUMENT.		DWN	2-23-90	STE TE Connectivity	
		CHK	3-5-90		
DIMENSIONS: INCHES		TOLERANCES UNLESS OTHERWISE SPECIFIED:		NAME	
		0 PLC	± -	STRAIN RELIEF, RECEPTACLE CONNECTOR, FLAT CABLE, AMP-LATCH	
		1 PLC	± -	-	
		2 PLC	± -	-	
		3 PLC	± .005	-	
MATERIAL		4 PLC	± -	SIZE	CAGE CODE
①		ANGLES	± -	A2	00779
		FINISH		DRAWING NO	RESTRICTED TO
				C=499252	-
				WEIGHT	SCALE
				-	15:1
				CUSTOMER DRAWING	SHEET
					1 of 1
					REV
					H3