

■ Features

- Single output from 12W
- 100-240Vac Universal Input
- Constant current design
- Certificates: UL
- Frequency: 50-60Hz
- Ripple: 200mV
- SCP & OCP
- Input Plug: US
- Efficiency Level: VI
- Dimension: 60x39x34mm(exclude plug)



■ Application

- Consumer electronics, Telecom and office equipment
- Industrial equipment

\*Product images are for illustrative purposes only and may vary from actual design.

■ Model List

Custom Designs Available!

Model	Output Voltage	Output Current	Power	Certifications
WM012Q-042C-X-XX	4.2V	2A	8.4W	UL, CE
WM012Q-050C-X-XX	5V	2.4A	12W	UL, CE
WM012Q-060C-X-XX	6V	2A	12W	UL, CE
WM012Q-070C-X-XX	7V	1.7A	12W	UL, CE
WM012Q-090C-X-XX	9V	1.3A	12W	UL, CE
WM012Q-120C-X-XX	12V	1A	12W	UL, CE
WM012Q-150C-X-XX	15V	0.8A	12W	UL, CE
WM012Q-180C-X-XX	18V	0.66A	12W	UL, CE
WM012Q-240C-X-XX	24V	0.5A	12W	UL, CE

■ Technical Data

Input Voltage	100-240Vac
Input Frequency	50/60Hz
Input Current	0.3A max
Inrush Current	25°C cold start at 240Vac
Leakage Current	0.25mA Max. at 240Vac input
Line Regulation	±2%
Load Regulation	±5%
Ripple and Noise	200mVp-p
Turn on delay time	3s
Rise time	40mS
Hold up time	5mS
Efficiency	69.15%, 83%; Level VI

Technical Sales / Customer Service: +1-818-338-7788 • Email: [sales@autec.com](mailto:sales@autec.com)  
 31328 Via Colinas Suite 102 • Westlake Village, CA 91362 USA • [www.autec.com](http://www.autec.com)

April 19, 2019

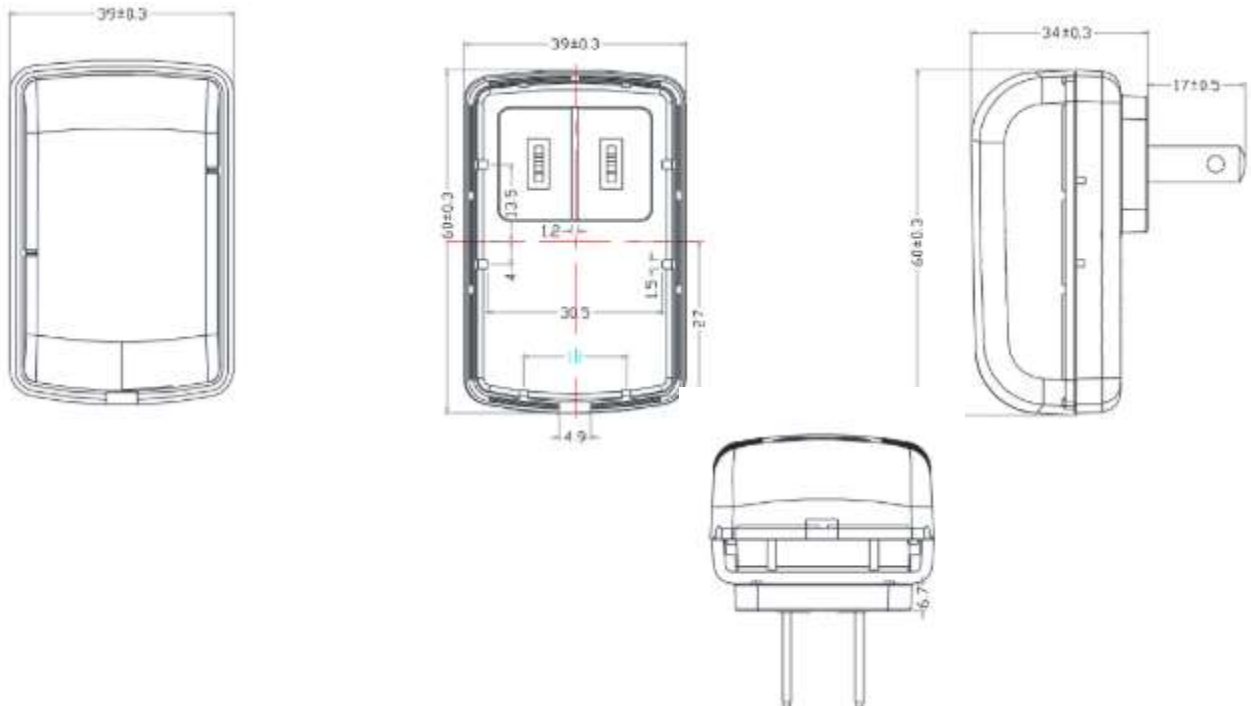
■ Technical Data

Overshoot	15% Max, when power supply is turned off/on
Standby Power	0.1W Max at 115Vac
Short Circuit Protection	Auto recovery when short circuit fault is removed
Over Current Protection	Auto recovery when over current fault is removed
Operating Temperature	0°C to 40°C, Full load
Storage Temperature	-20°C-60°C
Relative Humidity	5%(0°C) ~90%(40°C)RH, 72hrs, full load
Vibration	IEC 721-3-3 3M3
Dimensions LxWxH	60x39x34mm 2.36x1.5x1.3in
Packing	120Pcs/ Carton; Carton size 490x340x310mm

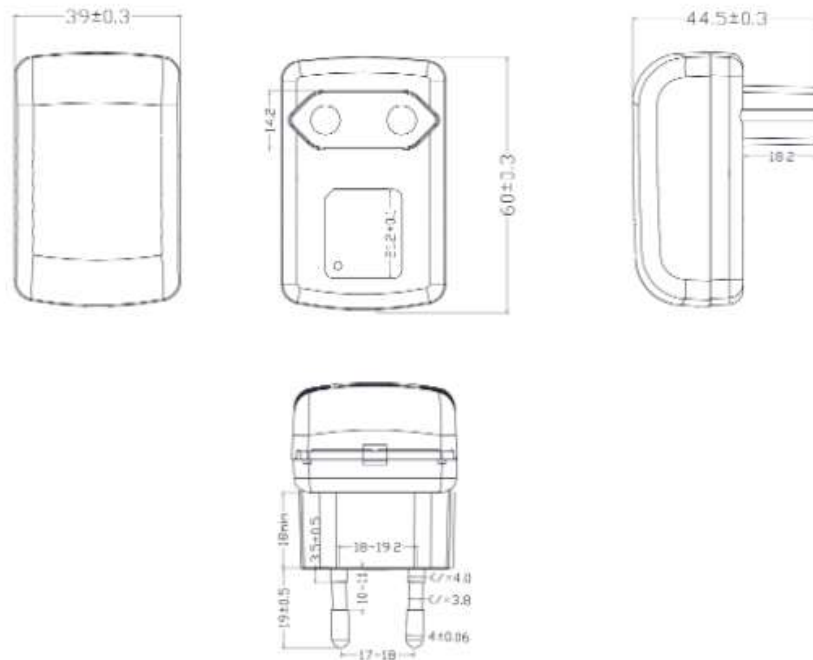
■ Safety and EMI Standard

Safety	UL60950
Dielectric Strength Hi-Pot Primary to secondary	4242Vdc/5mA/60S
Insulation resistance Primary to secondary	20MΩ min at 500V
EMI Standard	FCC part15 class B rules, EN55032 class B Rules, GB17625.1-2012; AS/NZS CISPR32:2015, IEC61000-4-5, IEC61000-4-2.

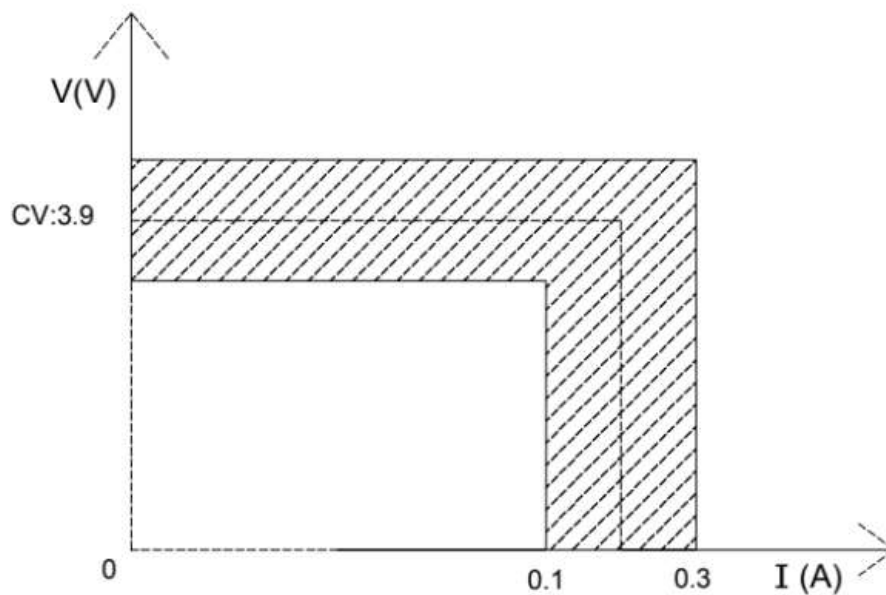
■ Mechanical Diagram(US Input)

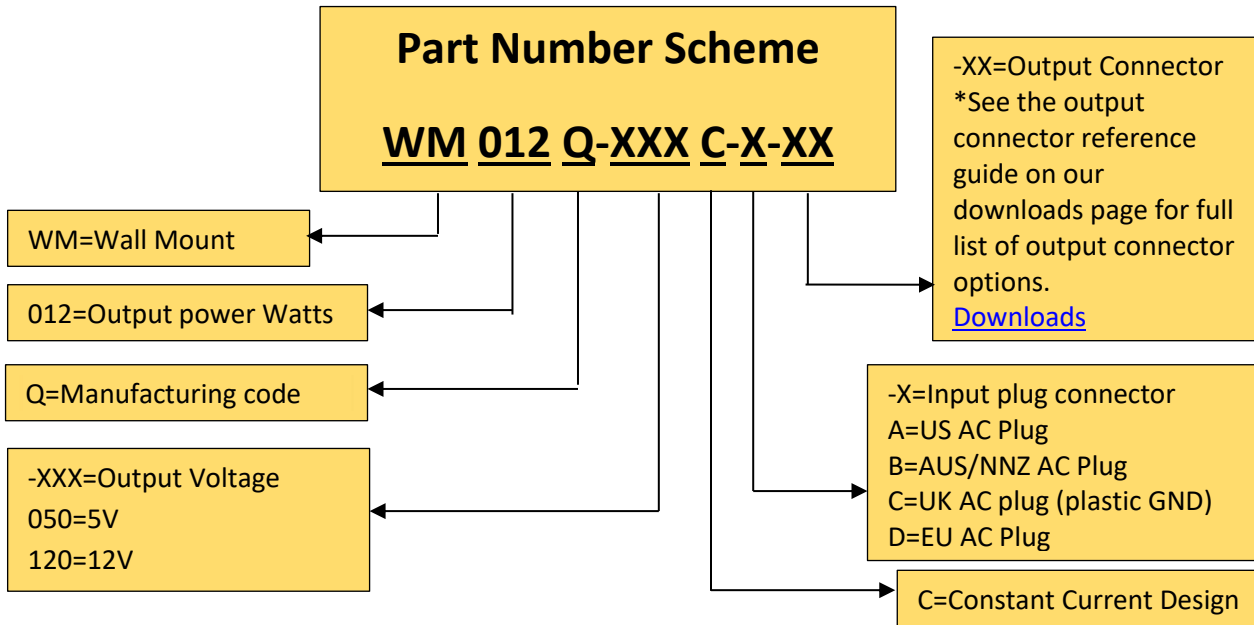


■ Mechanical Diagram(EU Input)



■ V/I Diagram





**\*Product images are for illustrative purposes only and may vary from actual design.**

**\*Specifications are subject to change without notice. Autec is not responsible for issues arising from errors or omissions.**